
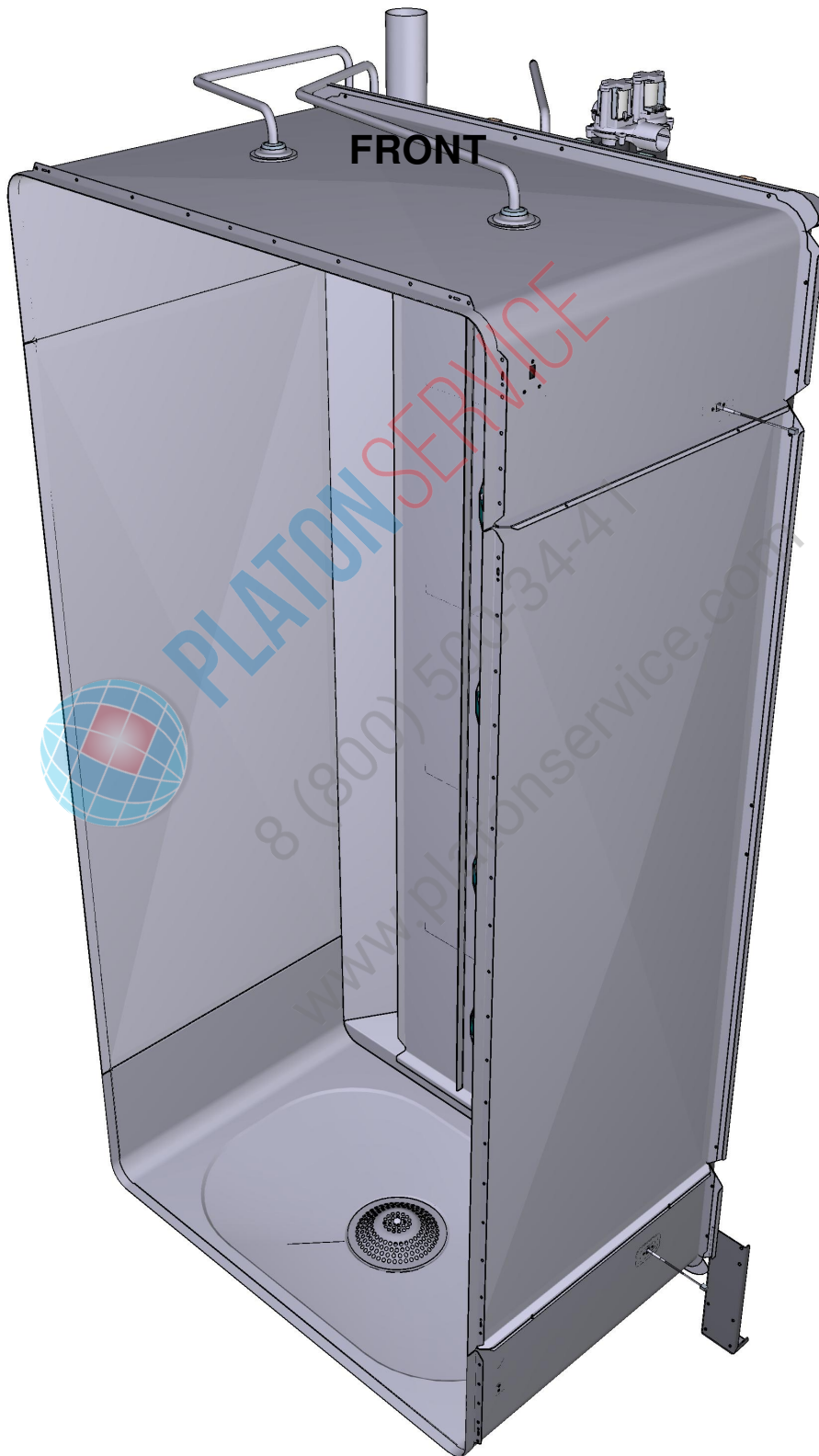


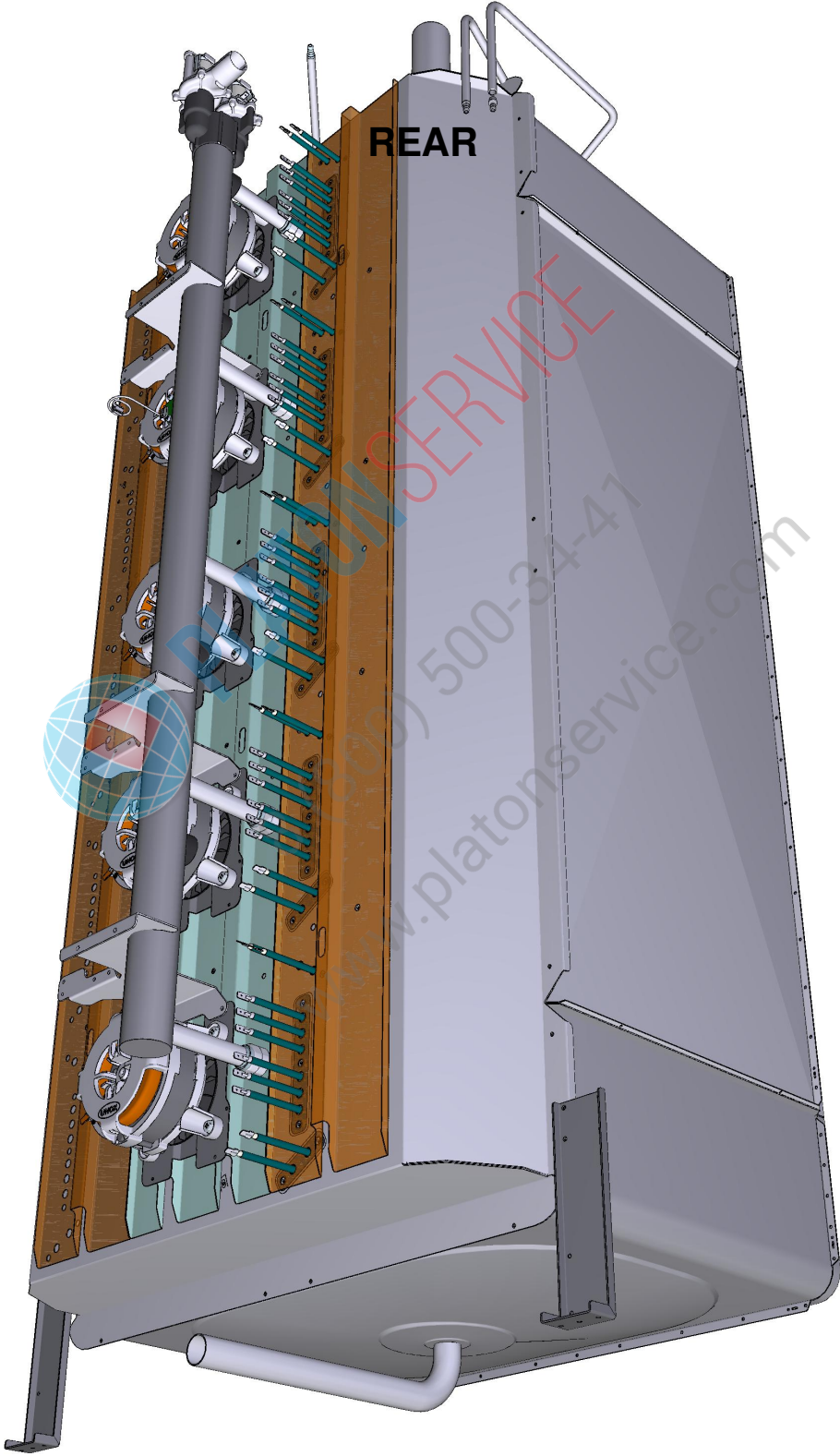






| Assembly code | Assembly revision | Assembly image |
|----------------|-------------------|---|
| ASM2487A/0.D03 | Cooking chamber |  |
| ASM2519A/0.D02 | Electrical system |  |
| ASM2415C/0.D00 | Door |  |
| ASM2460A/0.D07 | External cover |  |

ASM2487A/0.D03 - Cooking chamber







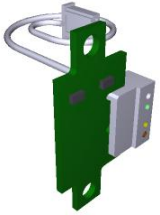



ASM2487A/0.D03 - Cooking chamber





| COMPONENT | | | SPARE PART | | | | | | | | | | | | | | | | | | | | | | | | | | | | | | | | | | | | | | | | | | | | | | |
|-----------|--|---|------------|--------------------------------------|--|------|-------------|-----|-----|----------|----------------------------------|-------|----|-----------|---------------------------------|-------|----|----------|------------|---|----|----------|--|-------|---|----------|---------------------------------|---|----|----------|-----------------------|---|----|----------|--------------------------------|---|----|----------|-----------------------|---|----|----------|-----------------------|---|----|----------|-----------------------|---|----|
| Code | Description | Image | Code | Description | Components list | | | | | | | | | | | | | | | | | | | | | | | | | | | | | | | | | | | | | | | | | | | | |
| VM1820A | LATERAL SUPPORTS M6 FIXING BOLT |  | KVM1820A | THUMB SCREW 10PCS KIT | <table border="1"> <thead> <tr> <th>Code</th> <th>Description</th> <th>Qty</th> <th>UOM</th> </tr> </thead> <tbody> <tr> <td>VM1224A0</td> <td>65MY 220MM 2 COLOURS SHRINK TUBE</td> <td>0.200</td> <td>M</td> </tr> <tr> <td>VM1820A0</td> <td>LATERAL SUPPORTS M6 FIXING BOLT</td> <td>10</td> <td>PZ</td> </tr> </tbody> </table> | Code | Description | Qty | UOM | VM1224A0 | 65MY 220MM 2 COLOURS SHRINK TUBE | 0.200 | M | VM1820A0 | LATERAL SUPPORTS M6 FIXING BOLT | 10 | PZ | | | | | | | | | | | | | | | | | | | | | | | | | | | | | | | | |
| Code | Description | Qty | UOM | | | | | | | | | | | | | | | | | | | | | | | | | | | | | | | | | | | | | | | | | | | | | | |
| VM1224A0 | 65MY 220MM 2 COLOURS SHRINK TUBE | 0.200 | M | | | | | | | | | | | | | | | | | | | | | | | | | | | | | | | | | | | | | | | | | | | | | | |
| VM1820A0 | LATERAL SUPPORTS M6 FIXING BOLT | 10 | PZ | | | | | | | | | | | | | | | | | | | | | | | | | | | | | | | | | | | | | | | | | | | | | | |
| ASM2450A | Venturi |  | ASM2450A0 | Venturi | | | | | | | | | | | | | | | | | | | | | | | | | | | | | | | | | | | | | | | | | | | | | |
| VM1336A | M24 CH28 ST. STEEL NUT |  | VM1336A0 | M24 CH28 ST. STEEL NUT | | | | | | | | | | | | | | | | | | | | | | | | | | | | | | | | | | | | | | | | | | | | | |
| VM2377A | 220 V 50/60 HZ VENTURI KIT |  | KVM2377A | MM 220 V VENTURI ACTUATOR SYSTEM KIT | <table border="1"> <thead> <tr> <th>Code</th> <th>Description</th> <th>Qty</th> <th>UOM</th> </tr> </thead> <tbody> <tr> <td>GN1556A0</td> <td>MM VENTURI SEAL</td> <td>1</td> <td>PZ</td> </tr> <tr> <td>MOV0016A0</td> <td>HOOD RING GASKET GN1110A2</td> <td>0.100</td> <td>PZ</td> </tr> <tr> <td>RC1378A0</td> <td>HOSE CLAMP</td> <td>3</td> <td>PZ</td> </tr> <tr> <td>TB1520A0</td> <td>INT. Ø=38 TH=4 DRAIN BLACK RUBBER PIPE</td> <td>0.170</td> <td>M</td> </tr> <tr> <td>VE1135A0</td> <td>220 V 50/60 HZ VENTURI ACTUATOR</td> <td>1</td> <td>PZ</td> </tr> <tr> <td>VH1032A0</td> <td>SCREW M4X16 TCB+ INOX</td> <td>1</td> <td>PZ</td> </tr> <tr> <td>VI1220A1</td> <td>4,2X12 TCB SELF-TAPPIN G SCREW</td> <td>6</td> <td>PZ</td> </tr> <tr> <td>VM2345A0</td> <td>MM VENTURI UPPER BODY</td> <td>1</td> <td>PZ</td> </tr> <tr> <td>VM2345A0</td> <td>MM VENTURI UPPER BODY</td> <td>1</td> <td>PZ</td> </tr> <tr> <td>VM2346A0</td> <td>MM VENTURI LOWER BODY</td> <td>1</td> <td>PZ</td> </tr> </tbody> </table> | Code | Description | Qty | UOM | GN1556A0 | MM VENTURI SEAL | 1 | PZ | MOV0016A0 | HOOD RING GASKET GN1110A2 | 0.100 | PZ | RC1378A0 | HOSE CLAMP | 3 | PZ | TB1520A0 | INT. Ø=38 TH=4 DRAIN BLACK RUBBER PIPE | 0.170 | M | VE1135A0 | 220 V 50/60 HZ VENTURI ACTUATOR | 1 | PZ | VH1032A0 | SCREW M4X16 TCB+ INOX | 1 | PZ | VI1220A1 | 4,2X12 TCB SELF-TAPPIN G SCREW | 6 | PZ | VM2345A0 | MM VENTURI UPPER BODY | 1 | PZ | VM2345A0 | MM VENTURI UPPER BODY | 1 | PZ | VM2346A0 | MM VENTURI LOWER BODY | 1 | PZ |
| Code | Description | Qty | UOM | | | | | | | | | | | | | | | | | | | | | | | | | | | | | | | | | | | | | | | | | | | | | | |
| GN1556A0 | MM VENTURI SEAL | 1 | PZ | | | | | | | | | | | | | | | | | | | | | | | | | | | | | | | | | | | | | | | | | | | | | | |
| MOV0016A0 | HOOD RING GASKET GN1110A2 | 0.100 | PZ | | | | | | | | | | | | | | | | | | | | | | | | | | | | | | | | | | | | | | | | | | | | | | |
| RC1378A0 | HOSE CLAMP | 3 | PZ | | | | | | | | | | | | | | | | | | | | | | | | | | | | | | | | | | | | | | | | | | | | | | |
| TB1520A0 | INT. Ø=38 TH=4 DRAIN BLACK RUBBER PIPE | 0.170 | M | | | | | | | | | | | | | | | | | | | | | | | | | | | | | | | | | | | | | | | | | | | | | | |
| VE1135A0 | 220 V 50/60 HZ VENTURI ACTUATOR | 1 | PZ | | | | | | | | | | | | | | | | | | | | | | | | | | | | | | | | | | | | | | | | | | | | | | |
| VH1032A0 | SCREW M4X16 TCB+ INOX | 1 | PZ | | | | | | | | | | | | | | | | | | | | | | | | | | | | | | | | | | | | | | | | | | | | | | |
| VI1220A1 | 4,2X12 TCB SELF-TAPPIN G SCREW | 6 | PZ | | | | | | | | | | | | | | | | | | | | | | | | | | | | | | | | | | | | | | | | | | | | | | |
| VM2345A0 | MM VENTURI UPPER BODY | 1 | PZ | | | | | | | | | | | | | | | | | | | | | | | | | | | | | | | | | | | | | | | | | | | | | | |
| VM2345A0 | MM VENTURI UPPER BODY | 1 | PZ | | | | | | | | | | | | | | | | | | | | | | | | | | | | | | | | | | | | | | | | | | | | | | |
| VM2346A0 | MM VENTURI LOWER BODY | 1 | PZ | | | | | | | | | | | | | | | | | | | | | | | | | | | | | | | | | | | | | | | | | | | | | | |


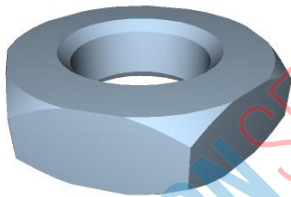
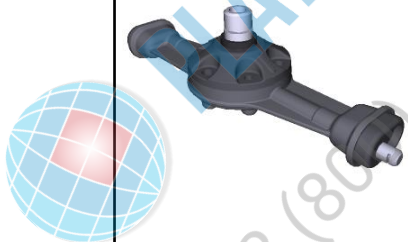
| COMPONENT | | | SPARE PART | | | | | | | | | | | | | | | | | | | | | | | | | | | | | | | | | | | | | | |
|-----------|--|---|------------|--|---|-------------------------------|-------------|-----|-----|----------|--|---|----|----------|--------------------------|---|----|----------|-------------------------------|---|----|----------|-------------------------------|---|----|----------|------------------------|---|----|----------|------------------------|---|----|----------|-----------------------------|---|----|----------|-----------------------------|---|----|
| Code | Description | Image | Code | Description | Components list | | | | | | | | | | | | | | | | | | | | | | | | | | | | | | | | | | | | |
| VM2377A | 220 V 50/60 HZ VENTURI KIT |  | KVM2377A | MM 220 V VENTURI ACTUATOR SYSTEM KIT | <table border="1"> <thead> <tr> <th>Code</th> <th>Description</th> <th>Qty</th> <th>UOM</th> </tr> </thead> <tbody> <tr> <td>VM2346A0</td> <td>MM VENTURI LOWER BODY</td> <td>1</td> <td>PZ</td> </tr> <tr> <td>VM2346A1</td> <td>S6 VENTURI LOWER HALF</td> <td>1</td> <td>PZ</td> </tr> <tr> <td>VM2347A0</td> <td>VENTURI MIND.MAPS COVER</td> <td>1</td> <td>PZ</td> </tr> <tr> <td>VM2347A0</td> <td>VENTURI MIND.MAPS COVER</td> <td>1</td> <td>PZ</td> </tr> <tr> <td>VM2348A0</td> <td>VENTURI PLATE SPACE</td> <td>1</td> <td>PZ</td> </tr> <tr> <td>VM2348A0</td> <td>VENTURI PLATE SPACE</td> <td>1</td> <td>PZ</td> </tr> <tr> <td>VM2349A0</td> <td>VENTURI LOWER BUSHING</td> <td>1</td> <td>PZ</td> </tr> <tr> <td>VM2349A0</td> <td>VENTURI LOWER BUSHING</td> <td>1</td> <td>PZ</td> </tr> </tbody> </table> | Code | Description | Qty | UOM | VM2346A0 | MM VENTURI LOWER BODY | 1 | PZ | VM2346A1 | S6 VENTURI LOWER HALF | 1 | PZ | VM2347A0 | VENTURI MIND.MAPS COVER | 1 | PZ | VM2347A0 | VENTURI MIND.MAPS COVER | 1 | PZ | VM2348A0 | VENTURI PLATE SPACE | 1 | PZ | VM2348A0 | VENTURI PLATE SPACE | 1 | PZ | VM2349A0 | VENTURI LOWER BUSHING | 1 | PZ | VM2349A0 | VENTURI LOWER BUSHING | 1 | PZ |
| | | | | | Code | Description | Qty | UOM | | | | | | | | | | | | | | | | | | | | | | | | | | | | | | | | | |
| | | | | | VM2346A0 | MM VENTURI LOWER BODY | 1 | PZ | | | | | | | | | | | | | | | | | | | | | | | | | | | | | | | | | |
| | | | | | VM2346A1 | S6 VENTURI LOWER HALF | 1 | PZ | | | | | | | | | | | | | | | | | | | | | | | | | | | | | | | | | |
| | | | | | VM2347A0 | VENTURI MIND.MAPS COVER | 1 | PZ | | | | | | | | | | | | | | | | | | | | | | | | | | | | | | | | | |
| | | | | | VM2347A0 | VENTURI MIND.MAPS COVER | 1 | PZ | | | | | | | | | | | | | | | | | | | | | | | | | | | | | | | | | |
| | | | | | VM2348A0 | VENTURI PLATE SPACE | 1 | PZ | | | | | | | | | | | | | | | | | | | | | | | | | | | | | | | | | |
| | | | | | VM2348A0 | VENTURI PLATE SPACE | 1 | PZ | | | | | | | | | | | | | | | | | | | | | | | | | | | | | | | | | |
| | | | | | VM2349A0 | VENTURI LOWER BUSHING | 1 | PZ | | | | | | | | | | | | | | | | | | | | | | | | | | | | | | | | | |
| | | | | | VM2349A0 | VENTURI LOWER BUSHING | 1 | PZ | | | | | | | | | | | | | | | | | | | | | | | | | | | | | | | | | |
| GN1670A | EPDM 1,78 CORD INT D=26,7 O-RING |  | KGN1670A | O-RING ØINT 26,7 EPDM ROPE 1,78 2PCS KIT | <table border="1"> <thead> <tr> <th>Code</th> <th>Description</th> <th>Qty</th> <th>UOM</th> </tr> </thead> <tbody> <tr> <td>GN1670A0</td> <td>EPDM 1,78 CORD INT D=26,7 O-RING</td> <td>2</td> <td>PZ</td> </tr> </tbody> </table> | Code | Description | Qty | UOM | GN1670A0 | EPDM 1,78 CORD INT D=26,7 O-RING | 2 | PZ | | | | | | | | | | | | | | | | | | | | | | | | | | | | |
| | | | | | Code | Description | Qty | UOM | | | | | | | | | | | | | | | | | | | | | | | | | | | | | | | | | |
| GN1670A0 | EPDM 1,78 CORD INT D=26,7 O-RING | 2 | PZ | | | | | | | | | | | | | | | | | | | | | | | | | | | | | | | | | | | | | | |
| VM1319A | DOUBLE VENTURI Y FITTING |  | KVM1319A | DOUBLE VENTURI Y CONNECTION KIT | | | | | | | | | | | | | | | | | | | | | | | | | | | | | | | | | | | | | |
| VM1333A | D20-D50 SEALING GASKET |  | KVM1333A | D20-D50 SEALING GASKET 5PCS KIT | | | | | | | | | | | | | | | | | | | | | | | | | | | | | | | | | | | | | |

| COMPONENT | | | SPARE PART | | | | | | | | | | | | | | | | | | | | | | | | | | | | | | |
|-----------|---|---|------------|---|---|------|-------------|-----|-----|----------|--|---|----|----------|----------------------|---|----|----------|---|---|----|----------|-------------------------------|---|----|----------|----------------------------|---|----|----------|-----------------------|---|----|
| Code | Description | Image | Code | Description | Components list | | | | | | | | | | | | | | | | | | | | | | | | | | | | |
| TB2622A | XEVL-20XX ONE D 50 COLLECTOR PIP |  | TB2622A0 | XEVL-20XX ONE D 50 COLLECTOR PIP | | | | | | | | | | | | | | | | | | | | | | | | | | | | | |
| 0H2046A | XEVL-20XX CHAMBER HOLDING BRACKET |  | 0H2046A0 | XEVL-20XX CHAMBER HOLDING BRACKET | | | | | | | | | | | | | | | | | | | | | | | | | | | | | |
| VE1550A | 5X3 MM NEODYMIUM MAGNET |  | KPE1710B | MOTOR REVOLUTIONS SENSOR KIT | <table border="1"> <thead> <tr> <th>Code</th> <th>Description</th> <th>Qty</th> <th>UOM</th> </tr> </thead> <tbody> <tr> <td>CE1119A0</td> <td>AMPMODU2 4P 4XAWG22 L1500 RAST 4P CABLE</td> <td>1</td> <td>PZ</td> </tr> <tr> <td>PE1040A0</td> <td>RAST MOTOR SENSOR</td> <td>1</td> <td>PZ</td> </tr> <tr> <td>PE1710B0</td> <td>MOTOR REVOLUTION AND DIRECTION SENSOR</td> <td>1</td> <td>PZ</td> </tr> <tr> <td>VE1550A0</td> <td>5X3 MM NEODYMIUM MAGNET</td> <td>1</td> <td>PZ</td> </tr> <tr> <td>VI1966A0</td> <td>M4X14 FLATHEAD SCREW</td> <td>1</td> <td>PZ</td> </tr> <tr> <td>VM1635A0</td> <td>MAGNET HOLDING DIS</td> <td>1</td> <td>PZ</td> </tr> </tbody> </table> | Code | Description | Qty | UOM | CE1119A0 | AMPMODU2 4P 4XAWG22 L1500 RAST 4P CABLE | 1 | PZ | PE1040A0 | RAST MOTOR SENSOR | 1 | PZ | PE1710B0 | MOTOR REVOLUTION AND DIRECTION SENSOR | 1 | PZ | VE1550A0 | 5X3 MM NEODYMIUM MAGNET | 1 | PZ | VI1966A0 | M4X14 FLATHEAD SCREW | 1 | PZ | VM1635A0 | MAGNET HOLDING DIS | 1 | PZ |
| Code | Description | Qty | UOM | | | | | | | | | | | | | | | | | | | | | | | | | | | | | | |
| CE1119A0 | AMPMODU2 4P 4XAWG22 L1500 RAST 4P CABLE | 1 | PZ | | | | | | | | | | | | | | | | | | | | | | | | | | | | | | |
| PE1040A0 | RAST MOTOR SENSOR | 1 | PZ | | | | | | | | | | | | | | | | | | | | | | | | | | | | | | |
| PE1710B0 | MOTOR REVOLUTION AND DIRECTION SENSOR | 1 | PZ | | | | | | | | | | | | | | | | | | | | | | | | | | | | | | |
| VE1550A0 | 5X3 MM NEODYMIUM MAGNET | 1 | PZ | | | | | | | | | | | | | | | | | | | | | | | | | | | | | | |
| VI1966A0 | M4X14 FLATHEAD SCREW | 1 | PZ | | | | | | | | | | | | | | | | | | | | | | | | | | | | | | |
| VM1635A0 | MAGNET HOLDING DIS | 1 | PZ | | | | | | | | | | | | | | | | | | | | | | | | | | | | | | |
| PE1710B | MOTOR REVOLUTION AND DIRECTION SENSO |  | KPE1710B | MOTOR REVOLUTIONS SENSOR KIT | <table border="1"> <thead> <tr> <th>Code</th> <th>Description</th> <th>Qty</th> <th>UOM</th> </tr> </thead> <tbody> <tr> <td>CE1119A0</td> <td>AMPMODU2 4P 4XAWG22 L1500 RAST 4P CABLE</td> <td>1</td> <td>PZ</td> </tr> <tr> <td>PE1040A0</td> <td>RAST MOTOR SENSOR</td> <td>1</td> <td>PZ</td> </tr> <tr> <td>PE1710B0</td> <td>MOTOR REVOLUTION AND DIRECTION SENSOR</td> <td>1</td> <td>PZ</td> </tr> </tbody> </table> | Code | Description | Qty | UOM | CE1119A0 | AMPMODU2 4P 4XAWG22 L1500 RAST 4P CABLE | 1 | PZ | PE1040A0 | RAST MOTOR SENSOR | 1 | PZ | PE1710B0 | MOTOR REVOLUTION AND DIRECTION SENSOR | 1 | PZ | | | | | | | | | | | | |
| Code | Description | Qty | UOM | | | | | | | | | | | | | | | | | | | | | | | | | | | | | | |
| CE1119A0 | AMPMODU2 4P 4XAWG22 L1500 RAST 4P CABLE | 1 | PZ | | | | | | | | | | | | | | | | | | | | | | | | | | | | | | |
| PE1040A0 | RAST MOTOR SENSOR | 1 | PZ | | | | | | | | | | | | | | | | | | | | | | | | | | | | | | |
| PE1710B0 | MOTOR REVOLUTION AND DIRECTION SENSOR | 1 | PZ | | | | | | | | | | | | | | | | | | | | | | | | | | | | | | |



| COMPONENT | | | SPARE PART | | | | | | | | | | | | | | | | | | | | | | | | | | | | | | |
|-----------|--|---|------------|------------------------------------|---|------|-------------|-----|-----|----------|-----------------------------------|---|----|----------|-------------------------------------|---|----|-----------|---------------------------------|-------|----|----------|--|---|----|----------|---------------------------------------|---|----|----------|--------------------------------------|---|----|
| Code | Description | Image | Code | Description | Components list | | | | | | | | | | | | | | | | | | | | | | | | | | | | |
| PE1710B | MOTOR REVOLUTION AND DIRECTION SENSO |  | KPE1710B | MOTOR REVOLUTIONS SENSOR KIT | <table border="1"> <thead> <tr> <th>Code</th> <th>Description</th> <th>Qty</th> <th>UOM</th> </tr> </thead> <tbody> <tr> <td>VE1550A0</td> <td>5X3 MM NEODYMIUM MAGNET</td> <td>1</td> <td>PZ</td> </tr> <tr> <td>VI1966A0</td> <td>M4X14 FLATHEAD SCREW</td> <td>1</td> <td>PZ</td> </tr> <tr> <td>VM1635A0</td> <td>MAGNET HOLDING DIS</td> <td>1</td> <td>PZ</td> </tr> </tbody> </table> | Code | Description | Qty | UOM | VE1550A0 | 5X3 MM NEODYMIUM MAGNET | 1 | PZ | VI1966A0 | M4X14 FLATHEAD SCREW | 1 | PZ | VM1635A0 | MAGNET HOLDING DIS | 1 | PZ | | | | | | | | | | | | |
| Code | Description | Qty | UOM | | | | | | | | | | | | | | | | | | | | | | | | | | | | | | |
| VE1550A0 | 5X3 MM NEODYMIUM MAGNET | 1 | PZ | | | | | | | | | | | | | | | | | | | | | | | | | | | | | | |
| VI1966A0 | M4X14 FLATHEAD SCREW | 1 | PZ | | | | | | | | | | | | | | | | | | | | | | | | | | | | | | |
| VM1635A0 | MAGNET HOLDING DIS | 1 | PZ | | | | | | | | | | | | | | | | | | | | | | | | | | | | | | |
| GN1531A | THERMOSTAT BULB INLET SEALING |  | KTR1136A | 330 °C SAFETY THERMOSTAT KIT | <table border="1"> <thead> <tr> <th>Code</th> <th>Description</th> <th>Qty</th> <th>UOM</th> </tr> </thead> <tbody> <tr> <td>0H7030A0</td> <td>THERMOSTAT BULB INLET COVER</td> <td>1</td> <td>PZ</td> </tr> <tr> <td>GN1531A0</td> <td>THERMOSTAT BULB INLET SEALING</td> <td>1</td> <td>PZ</td> </tr> <tr> <td>MOV0011A0</td> <td>HOOD RING GASKET GN1110A2</td> <td>0.100</td> <td>PZ</td> </tr> <tr> <td>SL1045A0</td> <td>S57 BLACK SILICONE - 80ML CARTRIDGE</td> <td>1</td> <td>PZ</td> </tr> <tr> <td>TR1136A0</td> <td>330 °C 1 POLE SAFETY THERMOSTAT</td> <td>1</td> <td>PZ</td> </tr> <tr> <td>VI1220A1</td> <td>4,2X12 TCB SELF-TAPPIN G SCREW</td> <td>3</td> <td>PZ</td> </tr> </tbody> </table> | Code | Description | Qty | UOM | 0H7030A0 | THERMOSTAT BULB INLET COVER | 1 | PZ | GN1531A0 | THERMOSTAT BULB INLET SEALING | 1 | PZ | MOV0011A0 | HOOD RING GASKET GN1110A2 | 0.100 | PZ | SL1045A0 | S57 BLACK SILICONE - 80ML CARTRIDGE | 1 | PZ | TR1136A0 | 330 °C 1 POLE SAFETY THERMOSTAT | 1 | PZ | VI1220A1 | 4,2X12 TCB SELF-TAPPIN G SCREW | 3 | PZ |
| Code | Description | Qty | UOM | | | | | | | | | | | | | | | | | | | | | | | | | | | | | | |
| 0H7030A0 | THERMOSTAT BULB INLET COVER | 1 | PZ | | | | | | | | | | | | | | | | | | | | | | | | | | | | | | |
| GN1531A0 | THERMOSTAT BULB INLET SEALING | 1 | PZ | | | | | | | | | | | | | | | | | | | | | | | | | | | | | | |
| MOV0011A0 | HOOD RING GASKET GN1110A2 | 0.100 | PZ | | | | | | | | | | | | | | | | | | | | | | | | | | | | | | |
| SL1045A0 | S57 BLACK SILICONE - 80ML CARTRIDGE | 1 | PZ | | | | | | | | | | | | | | | | | | | | | | | | | | | | | | |
| TR1136A0 | 330 °C 1 POLE SAFETY THERMOSTAT | 1 | PZ | | | | | | | | | | | | | | | | | | | | | | | | | | | | | | |
| VI1220A1 | 4,2X12 TCB SELF-TAPPIN G SCREW | 3 | PZ | | | | | | | | | | | | | | | | | | | | | | | | | | | | | | |
| 0H8120A | XEVL BULB PASS-THROUGH COVER |  | 0H8120A0 | XEVL BULB PASS-THROUGH COVER | | | | | | | | | | | | | | | | | | | | | | | | | | | | | |
| 0H2119A | DRAIN GRID |  | 0H2119A1 | DRAIN GRID | | | | | | | | | | | | | | | | | | | | | | | | | | | | | |





| COMPONENT | | | SPARE PART | | | | | | | | | | | | | | | | | | | | | | | | | | |
|-----------|-------------------------------------|---|------------|---|--|------|-------------|-----|-----|----------|-----------------------------|---|----|----------|-------------------------|---|----|----------|-------------------------------------|---|----|----------|-----------------------------------|---|----|----------|---------------------------------|---|----|
| Code | Description | Image | Code | Description | Components list | | | | | | | | | | | | | | | | | | | | | | | | |
| GN1632A | CORE PROBE INLET GASKET |  | GN1632A0 | CORE PROBE INLET GASKET | | | | | | | | | | | | | | | | | | | | | | | | | |
| TB2659A | CORE PROBE HOLDER |  | KTB2659A | CORE PROBE HOLDER KIT | | | | | | | | | | | | | | | | | | | | | | | | | |
| 0H8119A | XEVL CORE PROBE PASS-THROUGH COVER |  | 0H8119A0 | XEVL CORE PROBE PASS-THROUGH COVER | | | | | | | | | | | | | | | | | | | | | | | | | |
| SN1050A | L3200 PEEK MULTI.POINT CORE PROBE |  | KSN1050A | SINGLE POINT CORE PROBE KIT L3200 BIG-L | <table border="1"> <thead> <tr> <th>Code</th> <th>Description</th> <th>Qty</th> <th>UOM</th> </tr> </thead> <tbody> <tr> <td>0H7030A0</td> <td>THERMOSTAT BULB INLET COVER</td> <td>1</td> <td>PZ</td> </tr> <tr> <td>GN1632A0</td> <td>CORE PROBE INLET GASKET</td> <td>1</td> <td>PZ</td> </tr> <tr> <td>SL1045A0</td> <td>S57 BLACK SILICONE - 80ML CARTRIDGE</td> <td>1</td> <td>PZ</td> </tr> <tr> <td>SN1050A1</td> <td>L3200 PEEK MULTI.POINT CORE PROBE</td> <td>1</td> <td>PZ</td> </tr> <tr> <td>VI1220A1</td> <td>4,2X12 TCB SELF-TAPPING G SCREW</td> <td>3</td> <td>PZ</td> </tr> </tbody> </table> | Code | Description | Qty | UOM | 0H7030A0 | THERMOSTAT BULB INLET COVER | 1 | PZ | GN1632A0 | CORE PROBE INLET GASKET | 1 | PZ | SL1045A0 | S57 BLACK SILICONE - 80ML CARTRIDGE | 1 | PZ | SN1050A1 | L3200 PEEK MULTI.POINT CORE PROBE | 1 | PZ | VI1220A1 | 4,2X12 TCB SELF-TAPPING G SCREW | 3 | PZ |
| Code | Description | Qty | UOM | | | | | | | | | | | | | | | | | | | | | | | | | | |
| 0H7030A0 | THERMOSTAT BULB INLET COVER | 1 | PZ | | | | | | | | | | | | | | | | | | | | | | | | | | |
| GN1632A0 | CORE PROBE INLET GASKET | 1 | PZ | | | | | | | | | | | | | | | | | | | | | | | | | | |
| SL1045A0 | S57 BLACK SILICONE - 80ML CARTRIDGE | 1 | PZ | | | | | | | | | | | | | | | | | | | | | | | | | | |
| SN1050A1 | L3200 PEEK MULTI.POINT CORE PROBE | 1 | PZ | | | | | | | | | | | | | | | | | | | | | | | | | | |
| VI1220A1 | 4,2X12 TCB SELF-TAPPING G SCREW | 3 | PZ | | | | | | | | | | | | | | | | | | | | | | | | | | |



| COMPONENT | | | SPARE PART | | | | | | | | | | | | | | | | | | | | | | | | | | | | | | | | | | | | | | | | | | | | | | | | | | |
|-----------|--|---|------------|--|---|------|-------------|-----|-----|----------|------------------------------|---|----|-----------|---------------------------|-------|----|----------|----------------------------|---|----|----------|---------------------------|---|----|----------|----------------------------|---|----|----------|----------------------------|---|----|----------|--------------------------------|---|----|----------|----------------------------------|-------|---|----------|----------------------|---|----|----------|---------------------------|---|----|----------|-------------|---|----|
| Code | Description | Image | Code | Description | Components list | | | | | | | | | | | | | | | | | | | | | | | | | | | | | | | | | | | | | | | | | | | | | | | | |
| TB3429A | XEVL EL D10 EXT WATER PIPE + CONNECTOR |  | TB3429A0 | XEVL EL D10 EXT WATER PIPE + CONNECTOR | | | | | | | | | | | | | | | | | | | | | | | | | | | | | | | | | | | | | | | | | | | | | | | | | |
| VI1121A | A4 CH22 M14X2 H6.4 |  | VI1121A0 | A4 CH22 M14X2 H6.4 | | | | | | | | | | | | | | | | | | | | | | | | | | | | | | | | | | | | | | | | | | | | | | | | | |
| VL1220A | |  | KVL1037A | WASHING SYSTEM ROTOR KIT | <table border="1"> <thead> <tr> <th>Code</th> <th>Description</th> <th>Qty</th> <th>UOM</th> </tr> </thead> <tbody> <tr> <td>GN1416B0</td> <td>WASHING SYSTEM ROTOR BEARING</td> <td>1</td> <td>PZ</td> </tr> <tr> <td>MOV0015A0</td> <td>HOOD RING GASKET GN1110A2</td> <td>0.100</td> <td>PZ</td> </tr> <tr> <td>TF1065B0</td> <td>WASHING SYSTEM ROTOR PIVOT</td> <td>1</td> <td>PZ</td> </tr> <tr> <td>TF1066A1</td> <td>WASHING SYSTEM ROTOR BUSH</td> <td>1</td> <td>PZ</td> </tr> <tr> <td>UG1005B1</td> <td>LONG RAY ROTOR WATER NOZZL</td> <td>1</td> <td>PZ</td> </tr> <tr> <td>UG1006B3</td> <td>LONG RAY ROTOR WATER NOZZL</td> <td>1</td> <td>PZ</td> </tr> <tr> <td>VI1220A1</td> <td>4,2X12 TCB SELF-TAPPIN G SCREW</td> <td>8</td> <td>PZ</td> </tr> <tr> <td>VM1224A0</td> <td>65MY 220MM 2 COLOURS SHRINK TUBE</td> <td>0.250</td> <td>M</td> </tr> <tr> <td>VM1955C0</td> <td>WASHING SYSTEM ROTOR</td> <td>1</td> <td>PZ</td> </tr> <tr> <td>VM1985C1</td> <td>WASHING SYSTEM ROTOR COVE</td> <td>1</td> <td>PZ</td> </tr> <tr> <td>VM1986A0</td> <td>NOZZLE COVE</td> <td>2</td> <td>PZ</td> </tr> </tbody> </table> | Code | Description | Qty | UOM | GN1416B0 | WASHING SYSTEM ROTOR BEARING | 1 | PZ | MOV0015A0 | HOOD RING GASKET GN1110A2 | 0.100 | PZ | TF1065B0 | WASHING SYSTEM ROTOR PIVOT | 1 | PZ | TF1066A1 | WASHING SYSTEM ROTOR BUSH | 1 | PZ | UG1005B1 | LONG RAY ROTOR WATER NOZZL | 1 | PZ | UG1006B3 | LONG RAY ROTOR WATER NOZZL | 1 | PZ | VI1220A1 | 4,2X12 TCB SELF-TAPPIN G SCREW | 8 | PZ | VM1224A0 | 65MY 220MM 2 COLOURS SHRINK TUBE | 0.250 | M | VM1955C0 | WASHING SYSTEM ROTOR | 1 | PZ | VM1985C1 | WASHING SYSTEM ROTOR COVE | 1 | PZ | VM1986A0 | NOZZLE COVE | 2 | PZ |
| Code | Description | Qty | UOM | | | | | | | | | | | | | | | | | | | | | | | | | | | | | | | | | | | | | | | | | | | | | | | | | | |
| GN1416B0 | WASHING SYSTEM ROTOR BEARING | 1 | PZ | | | | | | | | | | | | | | | | | | | | | | | | | | | | | | | | | | | | | | | | | | | | | | | | | | |
| MOV0015A0 | HOOD RING GASKET GN1110A2 | 0.100 | PZ | | | | | | | | | | | | | | | | | | | | | | | | | | | | | | | | | | | | | | | | | | | | | | | | | | |
| TF1065B0 | WASHING SYSTEM ROTOR PIVOT | 1 | PZ | | | | | | | | | | | | | | | | | | | | | | | | | | | | | | | | | | | | | | | | | | | | | | | | | | |
| TF1066A1 | WASHING SYSTEM ROTOR BUSH | 1 | PZ | | | | | | | | | | | | | | | | | | | | | | | | | | | | | | | | | | | | | | | | | | | | | | | | | | |
| UG1005B1 | LONG RAY ROTOR WATER NOZZL | 1 | PZ | | | | | | | | | | | | | | | | | | | | | | | | | | | | | | | | | | | | | | | | | | | | | | | | | | |
| UG1006B3 | LONG RAY ROTOR WATER NOZZL | 1 | PZ | | | | | | | | | | | | | | | | | | | | | | | | | | | | | | | | | | | | | | | | | | | | | | | | | | |
| VI1220A1 | 4,2X12 TCB SELF-TAPPIN G SCREW | 8 | PZ | | | | | | | | | | | | | | | | | | | | | | | | | | | | | | | | | | | | | | | | | | | | | | | | | | |
| VM1224A0 | 65MY 220MM 2 COLOURS SHRINK TUBE | 0.250 | M | | | | | | | | | | | | | | | | | | | | | | | | | | | | | | | | | | | | | | | | | | | | | | | | | | |
| VM1955C0 | WASHING SYSTEM ROTOR | 1 | PZ | | | | | | | | | | | | | | | | | | | | | | | | | | | | | | | | | | | | | | | | | | | | | | | | | | |
| VM1985C1 | WASHING SYSTEM ROTOR COVE | 1 | PZ | | | | | | | | | | | | | | | | | | | | | | | | | | | | | | | | | | | | | | | | | | | | | | | | | | |
| VM1986A0 | NOZZLE COVE | 2 | PZ | | | | | | | | | | | | | | | | | | | | | | | | | | | | | | | | | | | | | | | | | | | | | | | | | | |



| COMPONENT | | | SPARE PART | | | | | | | | | | | | | | | | | | | | | | | | | | | | | | |
|-----------|---|---|------------|--|--|------|-------------|-----|-----|----------|--|-------|----|----------|--|---|----|----------|---|---|----|----------|--|---|----|----------|--|---|----|----------|--|---|----|
| Code | Description | Image | Code | Description | Components list | | | | | | | | | | | | | | | | | | | | | | | | | | | | |
| VM2332A | STEAM WATER PIPES BUSHING |  | KVM2332A | WATER PIPE BUSHING KIT VM2332A0 | <table border="1"> <thead> <tr> <th>Code</th> <th>Description</th> <th>Qty</th> <th>UOM</th> </tr> </thead> <tbody> <tr> <td>VM1224A0</td> <td>65MY 220MM 2 COLOURS SHRINK TUBE</td> <td>0.200</td> <td>M</td> </tr> <tr> <td>VM2332A0</td> <td>STEAM WATER PIPES BUSHING</td> <td>1</td> <td>PZ</td> </tr> <tr> <td>VM2332A0</td> <td>STEAM WATER PIPES BUSHING</td> <td>1</td> <td>PZ</td> </tr> <tr> <td>VM2332A1</td> <td>STEAM WATER PIPES BUSHING</td> <td>1</td> <td>PZ</td> </tr> </tbody> </table> | Code | Description | Qty | UOM | VM1224A0 | 65MY 220MM 2 COLOURS SHRINK TUBE | 0.200 | M | VM2332A0 | STEAM WATER PIPES BUSHING | 1 | PZ | VM2332A0 | STEAM WATER PIPES BUSHING | 1 | PZ | VM2332A1 | STEAM WATER PIPES BUSHING | 1 | PZ | | | | | | | | |
| Code | Description | Qty | UOM | | | | | | | | | | | | | | | | | | | | | | | | | | | | | | |
| VM1224A0 | 65MY 220MM 2 COLOURS SHRINK TUBE | 0.200 | M | | | | | | | | | | | | | | | | | | | | | | | | | | | | | | |
| VM2332A0 | STEAM WATER PIPES BUSHING | 1 | PZ | | | | | | | | | | | | | | | | | | | | | | | | | | | | | | |
| VM2332A0 | STEAM WATER PIPES BUSHING | 1 | PZ | | | | | | | | | | | | | | | | | | | | | | | | | | | | | | |
| VM2332A1 | STEAM WATER PIPES BUSHING | 1 | PZ | | | | | | | | | | | | | | | | | | | | | | | | | | | | | | |
| VM2571A | UPPER WATER DISTRIBUTOR |  | VM2571A1 | UPPER WATER DISTRIBUTOR | | | | | | | | | | | | | | | | | | | | | | | | | | | | | |
| VM2572A | LOWER WATER DISTRIBUTOR |  | VM2572A1 | LOWER WATER DISTRIBUTOR | | | | | | | | | | | | | | | | | | | | | | | | | | | | | |
| TB2880A | XEVL-2011-ONE 5TH MOT COMPL WATER PIPE |  | K0G1091A | BIG-L GN1/1 ONE COMPLETE FAN GUARD KIT | <table border="1"> <thead> <tr> <th>Code</th> <th>Description</th> <th>Qty</th> <th>UOM</th> </tr> </thead> <tbody> <tr> <td>0G1091A1</td> <td></td> <td>1</td> <td>PZ</td> </tr> <tr> <td>0G1091A2</td> <td>XEVL-2011-E- ONE COMPLETE FAN GUARD</td> <td>1</td> <td>PZ</td> </tr> <tr> <td>IP1508A1</td> <td>POLYSTYREN E U SHAPED PROFILE 2000X60X60</td> <td>3</td> <td>M</td> </tr> <tr> <td>TB2880A1</td> <td>XEVL-2011-ON E 5TH MOT COMPL WATER PIPE</td> <td>1</td> <td>PZ</td> </tr> <tr> <td>TB2882A1</td> <td>XEVL-2011-E 4TH MOT COMPLETE WATER PIPE</td> <td>1</td> <td>PZ</td> </tr> <tr> <td>TB2884A1</td> <td>XEVL-2011-E 3RD MOT COMPLETE WATER PIPE</td> <td>1</td> <td>PZ</td> </tr> </tbody> </table> | Code | Description | Qty | UOM | 0G1091A1 | | 1 | PZ | 0G1091A2 | XEVL-2011-E- ONE COMPLETE FAN GUARD | 1 | PZ | IP1508A1 | POLYSTYREN E U SHAPED PROFILE 2000X60X60 | 3 | M | TB2880A1 | XEVL-2011-ON E 5TH MOT COMPL WATER PIPE | 1 | PZ | TB2882A1 | XEVL-2011-E 4TH MOT COMPLETE WATER PIPE | 1 | PZ | TB2884A1 | XEVL-2011-E 3RD MOT COMPLETE WATER PIPE | 1 | PZ |
| Code | Description | Qty | UOM | | | | | | | | | | | | | | | | | | | | | | | | | | | | | | |
| 0G1091A1 | | 1 | PZ | | | | | | | | | | | | | | | | | | | | | | | | | | | | | | |
| 0G1091A2 | XEVL-2011-E- ONE COMPLETE FAN GUARD | 1 | PZ | | | | | | | | | | | | | | | | | | | | | | | | | | | | | | |
| IP1508A1 | POLYSTYREN E U SHAPED PROFILE 2000X60X60 | 3 | M | | | | | | | | | | | | | | | | | | | | | | | | | | | | | | |
| TB2880A1 | XEVL-2011-ON E 5TH MOT COMPL WATER PIPE | 1 | PZ | | | | | | | | | | | | | | | | | | | | | | | | | | | | | | |
| TB2882A1 | XEVL-2011-E 4TH MOT COMPLETE WATER PIPE | 1 | PZ | | | | | | | | | | | | | | | | | | | | | | | | | | | | | | |
| TB2884A1 | XEVL-2011-E 3RD MOT COMPLETE WATER PIPE | 1 | PZ | | | | | | | | | | | | | | | | | | | | | | | | | | | | | | |


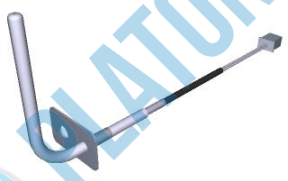

| COMPONENT | | | SPARE PART | | | | | | | | | | | | | | | | | | | | | | | | | | | | | | | | | | | | | | | | | | | | | | |
|-----------|---|---|------------|--|---|------|-------------|-----|-----|----------|--|---|----|----------|--|---|----|----------|---|----|----|----------|--|-------|----|----------|--|---|----|----------|--|---|----|----------|--|---|----|----------|--|---|----|----------|--------------------------------------|----|----|----------|--------------------------|-------|---|
| Code | Description | Image | Code | Description | Components list | | | | | | | | | | | | | | | | | | | | | | | | | | | | | | | | | | | | | | | | | | | | |
| TB2880A | XEVL-2011-ONE 5TH MOT COMPL WATER PIPE |  | K0G1091A | BIG-L GN1/1 ONE COMPLETE FAN GUARD KIT | <table border="1"> <thead> <tr> <th>Code</th> <th>Description</th> <th>Qty</th> <th>UOM</th> </tr> </thead> <tbody> <tr> <td>TB2886A1</td> <td>XEVL-2011-ON E 2ND MOT COMPL WATER PIPE</td> <td>1</td> <td>PZ</td> </tr> <tr> <td>TB3008A1</td> <td>XEVL-2011-ON E 1ST MOT COMPL WATER PIPE</td> <td>1</td> <td>PZ</td> </tr> <tr> <td>VI1220A1</td> <td>4,2X12 TCB SELF-TAPPIN G SCREW</td> <td>10</td> <td>PZ</td> </tr> <tr> <td>VM1059A1</td> <td>HEAT SHRINK FILM H800</td> <td>1.700</td> <td>M</td> </tr> <tr> <td>VM2571A1</td> <td>UPPER WATER DISTRIBUTOR</td> <td>4</td> <td>PZ</td> </tr> <tr> <td>VM2572A1</td> <td>LOWER WATER DISTRIBUTOR</td> <td>4</td> <td>PZ</td> </tr> </tbody> </table> | Code | Description | Qty | UOM | TB2886A1 | XEVL-2011-ON E 2ND MOT COMPL WATER PIPE | 1 | PZ | TB3008A1 | XEVL-2011-ON E 1ST MOT COMPL WATER PIPE | 1 | PZ | VI1220A1 | 4,2X12 TCB SELF-TAPPIN G SCREW | 10 | PZ | VM1059A1 | HEAT SHRINK FILM H800 | 1.700 | M | VM2571A1 | UPPER WATER DISTRIBUTOR | 4 | PZ | VM2572A1 | LOWER WATER DISTRIBUTOR | 4 | PZ | | | | | | | | | | | | | | | | |
| Code | Description | Qty | UOM | | | | | | | | | | | | | | | | | | | | | | | | | | | | | | | | | | | | | | | | | | | | | | |
| TB2886A1 | XEVL-2011-ON E 2ND MOT COMPL WATER PIPE | 1 | PZ | | | | | | | | | | | | | | | | | | | | | | | | | | | | | | | | | | | | | | | | | | | | | | |
| TB3008A1 | XEVL-2011-ON E 1ST MOT COMPL WATER PIPE | 1 | PZ | | | | | | | | | | | | | | | | | | | | | | | | | | | | | | | | | | | | | | | | | | | | | | |
| VI1220A1 | 4,2X12 TCB SELF-TAPPIN G SCREW | 10 | PZ | | | | | | | | | | | | | | | | | | | | | | | | | | | | | | | | | | | | | | | | | | | | | | |
| VM1059A1 | HEAT SHRINK FILM H800 | 1.700 | M | | | | | | | | | | | | | | | | | | | | | | | | | | | | | | | | | | | | | | | | | | | | | | |
| VM2571A1 | UPPER WATER DISTRIBUTOR | 4 | PZ | | | | | | | | | | | | | | | | | | | | | | | | | | | | | | | | | | | | | | | | | | | | | | |
| VM2572A1 | LOWER WATER DISTRIBUTOR | 4 | PZ | | | | | | | | | | | | | | | | | | | | | | | | | | | | | | | | | | | | | | | | | | | | | | |
| TB2882A | XEVL-2011-E 4TH MOT COMPLETE WATER PIPE |  | K0G1091A | BIG-L GN1/1 ONE COMPLETE FAN GUARD KIT | <table border="1"> <thead> <tr> <th>Code</th> <th>Description</th> <th>Qty</th> <th>UOM</th> </tr> </thead> <tbody> <tr> <td>0G1091A1</td> <td></td> <td>1</td> <td>PZ</td> </tr> <tr> <td>0G1091A2</td> <td>XEVL-2011-E- ONE COMPLETE FAN GUARD</td> <td>1</td> <td>PZ</td> </tr> <tr> <td>IP1508A1</td> <td>POLYSTYREN E U SHAPED PROFILE 2000X60X60</td> <td>3</td> <td>M</td> </tr> <tr> <td>TB2880A1</td> <td>XEVL-2011-ON E 5TH MOT COMPL WATER PIPE</td> <td>1</td> <td>PZ</td> </tr> <tr> <td>TB2882A1</td> <td>XEVL-2011-E 4TH MOT COMPLETE WATER PIPE</td> <td>1</td> <td>PZ</td> </tr> <tr> <td>TB2884A1</td> <td>XEVL-2011-E 3RD MOT COMPLETE WATER PIPE</td> <td>1</td> <td>PZ</td> </tr> <tr> <td>TB2886A1</td> <td>XEVL-2011-ON E 2ND MOT COMPL WATER PIPE</td> <td>1</td> <td>PZ</td> </tr> <tr> <td>TB3008A1</td> <td>XEVL-2011-ON E 1ST MOT COMPL WATER PIPE</td> <td>1</td> <td>PZ</td> </tr> <tr> <td>VI1220A1</td> <td>4,2X12 TCB SELF-TAPPIN G SCREW</td> <td>10</td> <td>PZ</td> </tr> <tr> <td>VM1059A1</td> <td>HEAT SHRINK FILM H800</td> <td>1.700</td> <td>M</td> </tr> </tbody> </table> | Code | Description | Qty | UOM | 0G1091A1 | | 1 | PZ | 0G1091A2 | XEVL-2011-E- ONE COMPLETE FAN GUARD | 1 | PZ | IP1508A1 | POLYSTYREN E U SHAPED PROFILE 2000X60X60 | 3 | M | TB2880A1 | XEVL-2011-ON E 5TH MOT COMPL WATER PIPE | 1 | PZ | TB2882A1 | XEVL-2011-E 4TH MOT COMPLETE WATER PIPE | 1 | PZ | TB2884A1 | XEVL-2011-E 3RD MOT COMPLETE WATER PIPE | 1 | PZ | TB2886A1 | XEVL-2011-ON E 2ND MOT COMPL WATER PIPE | 1 | PZ | TB3008A1 | XEVL-2011-ON E 1ST MOT COMPL WATER PIPE | 1 | PZ | VI1220A1 | 4,2X12 TCB SELF-TAPPIN G SCREW | 10 | PZ | VM1059A1 | HEAT SHRINK FILM H800 | 1.700 | M |
| Code | Description | Qty | UOM | | | | | | | | | | | | | | | | | | | | | | | | | | | | | | | | | | | | | | | | | | | | | | |
| 0G1091A1 | | 1 | PZ | | | | | | | | | | | | | | | | | | | | | | | | | | | | | | | | | | | | | | | | | | | | | | |
| 0G1091A2 | XEVL-2011-E- ONE COMPLETE FAN GUARD | 1 | PZ | | | | | | | | | | | | | | | | | | | | | | | | | | | | | | | | | | | | | | | | | | | | | | |
| IP1508A1 | POLYSTYREN E U SHAPED PROFILE 2000X60X60 | 3 | M | | | | | | | | | | | | | | | | | | | | | | | | | | | | | | | | | | | | | | | | | | | | | | |
| TB2880A1 | XEVL-2011-ON E 5TH MOT COMPL WATER PIPE | 1 | PZ | | | | | | | | | | | | | | | | | | | | | | | | | | | | | | | | | | | | | | | | | | | | | | |
| TB2882A1 | XEVL-2011-E 4TH MOT COMPLETE WATER PIPE | 1 | PZ | | | | | | | | | | | | | | | | | | | | | | | | | | | | | | | | | | | | | | | | | | | | | | |
| TB2884A1 | XEVL-2011-E 3RD MOT COMPLETE WATER PIPE | 1 | PZ | | | | | | | | | | | | | | | | | | | | | | | | | | | | | | | | | | | | | | | | | | | | | | |
| TB2886A1 | XEVL-2011-ON E 2ND MOT COMPL WATER PIPE | 1 | PZ | | | | | | | | | | | | | | | | | | | | | | | | | | | | | | | | | | | | | | | | | | | | | | |
| TB3008A1 | XEVL-2011-ON E 1ST MOT COMPL WATER PIPE | 1 | PZ | | | | | | | | | | | | | | | | | | | | | | | | | | | | | | | | | | | | | | | | | | | | | | |
| VI1220A1 | 4,2X12 TCB SELF-TAPPIN G SCREW | 10 | PZ | | | | | | | | | | | | | | | | | | | | | | | | | | | | | | | | | | | | | | | | | | | | | | |
| VM1059A1 | HEAT SHRINK FILM H800 | 1.700 | M | | | | | | | | | | | | | | | | | | | | | | | | | | | | | | | | | | | | | | | | | | | | | | |



| COMPONENT | | | SPARE PART | | | | | | | | | | | | | | | | | | | | | | | | | | | | | | | | | | | | | | | | | | | | | | | | | | | | | | |
|-----------|--|---|------------|--|---|------|-------------|-----|-----|----------|-------------------------|---|----|----------|-------------------------------------|---|----|----------|--|---|---|----------|---|---|----|----------|---|---|----|----------|---|---|----|----------|---|---|----|----------|---|---|----|----------|--------------------------------|----|----|----------|-----------------------|-------|---|----------|-------------------------|---|----|----------|-------------------------|---|----|
| Code | Description | Image | Code | Description | Components list | | | | | | | | | | | | | | | | | | | | | | | | | | | | | | | | | | | | | | | | | | | | | | | | | | | | |
| TB2882A | XEVL-2011-E 4TH MOT COMPLETE WATER PIPE |  | K0G1091A | BIG-L GN1/1 ONE COMPLETE FAN GUARD KIT | <table border="1"> <thead> <tr> <th>Code</th> <th>Description</th> <th>Qty</th> <th>UOM</th> </tr> </thead> <tbody> <tr> <td>VM2571A1</td> <td>UPPER WATER DISTRIBUTOR</td> <td>4</td> <td>PZ</td> </tr> <tr> <td>VM2572A1</td> <td>LOWER WATER DISTRIBUTOR</td> <td>4</td> <td>PZ</td> </tr> </tbody> </table> | Code | Description | Qty | UOM | VM2571A1 | UPPER WATER DISTRIBUTOR | 4 | PZ | VM2572A1 | LOWER WATER DISTRIBUTOR | 4 | PZ | | | | | | | | | | | | | | | | | | | | | | | | | | | | | | | | | | | | | | | | |
| Code | Description | Qty | UOM | | | | | | | | | | | | | | | | | | | | | | | | | | | | | | | | | | | | | | | | | | | | | | | | | | | | | | |
| VM2571A1 | UPPER WATER DISTRIBUTOR | 4 | PZ | | | | | | | | | | | | | | | | | | | | | | | | | | | | | | | | | | | | | | | | | | | | | | | | | | | | | | |
| VM2572A1 | LOWER WATER DISTRIBUTOR | 4 | PZ | | | | | | | | | | | | | | | | | | | | | | | | | | | | | | | | | | | | | | | | | | | | | | | | | | | | | | |
| TB2884A | XEVL-2011-E 3RD MOT COMPLETE WATER PIPE |  | K0G1091A | BIG-L GN1/1 ONE COMPLETE FAN GUARD KIT | <table border="1"> <thead> <tr> <th>Code</th> <th>Description</th> <th>Qty</th> <th>UOM</th> </tr> </thead> <tbody> <tr> <td>0G1091A1</td> <td></td> <td>1</td> <td>PZ</td> </tr> <tr> <td>0G1091A2</td> <td>XEVL-2011-E- ONE COMPLETE FAN GUARD</td> <td>1</td> <td>PZ</td> </tr> <tr> <td>IP1508A1</td> <td>POLYSTYREN E U SHAPED PROFILE 2000X60X60</td> <td>3</td> <td>M</td> </tr> <tr> <td>TB2880A1</td> <td>XEVL-2011-ON E 5TH MOT COMPL WATER PIPE</td> <td>1</td> <td>PZ</td> </tr> <tr> <td>TB2882A1</td> <td>XEVL-2011-E 4TH MOT COMPLETE WATER PIPE</td> <td>1</td> <td>PZ</td> </tr> <tr> <td>TB2884A1</td> <td>XEVL-2011-E 3RD MOT COMPLETE WATER PIPE</td> <td>1</td> <td>PZ</td> </tr> <tr> <td>TB2886A1</td> <td>XEVL-2011-ON E 2ND MOT COMPL WATER PIPE</td> <td>1</td> <td>PZ</td> </tr> <tr> <td>TB3008A1</td> <td>XEVL-2011-ON E 1ST MOT COMPL WATER PIPE</td> <td>1</td> <td>PZ</td> </tr> <tr> <td>VI1220A1</td> <td>4,2X12 TCB SELF-TAPPIN G SCREW</td> <td>10</td> <td>PZ</td> </tr> <tr> <td>VM1059A1</td> <td>HEAT SHRINK FILM H800</td> <td>1.700</td> <td>M</td> </tr> <tr> <td>VM2571A1</td> <td>UPPER WATER DISTRIBUTOR</td> <td>4</td> <td>PZ</td> </tr> <tr> <td>VM2572A1</td> <td>LOWER WATER DISTRIBUTOR</td> <td>4</td> <td>PZ</td> </tr> </tbody> </table> | Code | Description | Qty | UOM | 0G1091A1 | | 1 | PZ | 0G1091A2 | XEVL-2011-E- ONE COMPLETE FAN GUARD | 1 | PZ | IP1508A1 | POLYSTYREN E U SHAPED PROFILE 2000X60X60 | 3 | M | TB2880A1 | XEVL-2011-ON E 5TH MOT COMPL WATER PIPE | 1 | PZ | TB2882A1 | XEVL-2011-E 4TH MOT COMPLETE WATER PIPE | 1 | PZ | TB2884A1 | XEVL-2011-E 3RD MOT COMPLETE WATER PIPE | 1 | PZ | TB2886A1 | XEVL-2011-ON E 2ND MOT COMPL WATER PIPE | 1 | PZ | TB3008A1 | XEVL-2011-ON E 1ST MOT COMPL WATER PIPE | 1 | PZ | VI1220A1 | 4,2X12 TCB SELF-TAPPIN G SCREW | 10 | PZ | VM1059A1 | HEAT SHRINK FILM H800 | 1.700 | M | VM2571A1 | UPPER WATER DISTRIBUTOR | 4 | PZ | VM2572A1 | LOWER WATER DISTRIBUTOR | 4 | PZ |
| Code | Description | Qty | UOM | | | | | | | | | | | | | | | | | | | | | | | | | | | | | | | | | | | | | | | | | | | | | | | | | | | | | | |
| 0G1091A1 | | 1 | PZ | | | | | | | | | | | | | | | | | | | | | | | | | | | | | | | | | | | | | | | | | | | | | | | | | | | | | | |
| 0G1091A2 | XEVL-2011-E- ONE COMPLETE FAN GUARD | 1 | PZ | | | | | | | | | | | | | | | | | | | | | | | | | | | | | | | | | | | | | | | | | | | | | | | | | | | | | | |
| IP1508A1 | POLYSTYREN E U SHAPED PROFILE 2000X60X60 | 3 | M | | | | | | | | | | | | | | | | | | | | | | | | | | | | | | | | | | | | | | | | | | | | | | | | | | | | | | |
| TB2880A1 | XEVL-2011-ON E 5TH MOT COMPL WATER PIPE | 1 | PZ | | | | | | | | | | | | | | | | | | | | | | | | | | | | | | | | | | | | | | | | | | | | | | | | | | | | | | |
| TB2882A1 | XEVL-2011-E 4TH MOT COMPLETE WATER PIPE | 1 | PZ | | | | | | | | | | | | | | | | | | | | | | | | | | | | | | | | | | | | | | | | | | | | | | | | | | | | | | |
| TB2884A1 | XEVL-2011-E 3RD MOT COMPLETE WATER PIPE | 1 | PZ | | | | | | | | | | | | | | | | | | | | | | | | | | | | | | | | | | | | | | | | | | | | | | | | | | | | | | |
| TB2886A1 | XEVL-2011-ON E 2ND MOT COMPL WATER PIPE | 1 | PZ | | | | | | | | | | | | | | | | | | | | | | | | | | | | | | | | | | | | | | | | | | | | | | | | | | | | | | |
| TB3008A1 | XEVL-2011-ON E 1ST MOT COMPL WATER PIPE | 1 | PZ | | | | | | | | | | | | | | | | | | | | | | | | | | | | | | | | | | | | | | | | | | | | | | | | | | | | | | |
| VI1220A1 | 4,2X12 TCB SELF-TAPPIN G SCREW | 10 | PZ | | | | | | | | | | | | | | | | | | | | | | | | | | | | | | | | | | | | | | | | | | | | | | | | | | | | | | |
| VM1059A1 | HEAT SHRINK FILM H800 | 1.700 | M | | | | | | | | | | | | | | | | | | | | | | | | | | | | | | | | | | | | | | | | | | | | | | | | | | | | | | |
| VM2571A1 | UPPER WATER DISTRIBUTOR | 4 | PZ | | | | | | | | | | | | | | | | | | | | | | | | | | | | | | | | | | | | | | | | | | | | | | | | | | | | | | |
| VM2572A1 | LOWER WATER DISTRIBUTOR | 4 | PZ | | | | | | | | | | | | | | | | | | | | | | | | | | | | | | | | | | | | | | | | | | | | | | | | | | | | | | |





| COMPONENT | | | SPARE PART | | | | | | | | | | | | | | | | | | | | | | | | | | | | | | | | | | | | | | | | | | | | | | | | | | | | | | |
|-----------|--|---|------------|--|---|---|-------------|-----|-----|----------|--|---|----|----------|--|---|----|----------|---|---|---|----------|--|---|----|----------|--|---|----|----------|--|---|----|----------|--|---|----|----------|--|---|----|----------|--------------------------------------|----|----|----------|--------------------------|-------|---|----------|-------------------------------|---|----|----------|-------------------------------|---|----|
| Code | Description | Image | Code | Description | Components list | | | | | | | | | | | | | | | | | | | | | | | | | | | | | | | | | | | | | | | | | | | | | | | | | | | | |
| TB2886A | XEVL-2011-ONE 2ND MOT COMPL WATER PIPE |  | K0G1091A | BIG-L GN1/1 ONE COMPLETE FAN GUARD KIT | <table border="1"> <thead> <tr> <th>Code</th> <th>Description</th> <th>Qty</th> <th>UOM</th> </tr> </thead> <tbody> <tr> <td>0G1091A1</td> <td></td> <td>1</td> <td>PZ</td> </tr> <tr> <td>0G1091A2</td> <td>XEVL-2011-E- ONE COMPLETE FAN GUARD</td> <td>1</td> <td>PZ</td> </tr> <tr> <td>IP1508A1</td> <td>POLYSTYREN E U SHAPED PROFILE 2000X60X60</td> <td>3</td> <td>M</td> </tr> <tr> <td>TB2880A1</td> <td>XEVL-2011-ON E 5TH MOT COMPL WATER PIPE</td> <td>1</td> <td>PZ</td> </tr> <tr> <td>TB2882A1</td> <td>XEVL-2011-E 4TH MOT COMPLETE WATER PIPE</td> <td>1</td> <td>PZ</td> </tr> <tr> <td>TB2884A1</td> <td>XEVL-2011-E 3RD MOT COMPLETE WATER PIPE</td> <td>1</td> <td>PZ</td> </tr> <tr> <td>TB2886A1</td> <td>XEVL-2011-ON E 2ND MOT COMPL WATER PIPE</td> <td>1</td> <td>PZ</td> </tr> <tr> <td>TB3008A1</td> <td>XEVL-2011-ON E 1ST MOT COMPL WATER PIPE</td> <td>1</td> <td>PZ</td> </tr> <tr> <td>VI1220A1</td> <td>4,2X12 TCB SELF-TAPPIN G SCREW</td> <td>10</td> <td>PZ</td> </tr> <tr> <td>VM1059A1</td> <td>HEAT SHRINK FILM H800</td> <td>1.700</td> <td>M</td> </tr> <tr> <td>VM2571A1</td> <td>UPPER WATER DISTRIBUTOR</td> <td>4</td> <td>PZ</td> </tr> <tr> <td>VM2572A1</td> <td>LOWER WATER DISTRIBUTOR</td> <td>4</td> <td>PZ</td> </tr> </tbody> </table> | Code | Description | Qty | UOM | 0G1091A1 | | 1 | PZ | 0G1091A2 | XEVL-2011-E- ONE COMPLETE FAN GUARD | 1 | PZ | IP1508A1 | POLYSTYREN E U SHAPED PROFILE 2000X60X60 | 3 | M | TB2880A1 | XEVL-2011-ON E 5TH MOT COMPL WATER PIPE | 1 | PZ | TB2882A1 | XEVL-2011-E 4TH MOT COMPLETE WATER PIPE | 1 | PZ | TB2884A1 | XEVL-2011-E 3RD MOT COMPLETE WATER PIPE | 1 | PZ | TB2886A1 | XEVL-2011-ON E 2ND MOT COMPL WATER PIPE | 1 | PZ | TB3008A1 | XEVL-2011-ON E 1ST MOT COMPL WATER PIPE | 1 | PZ | VI1220A1 | 4,2X12 TCB SELF-TAPPIN G SCREW | 10 | PZ | VM1059A1 | HEAT SHRINK FILM H800 | 1.700 | M | VM2571A1 | UPPER WATER DISTRIBUTOR | 4 | PZ | VM2572A1 | LOWER WATER DISTRIBUTOR | 4 | PZ |
| | | | | | Code | Description | Qty | UOM | | | | | | | | | | | | | | | | | | | | | | | | | | | | | | | | | | | | | | | | | | | | | | | | | |
| | | | | | 0G1091A1 | | 1 | PZ | | | | | | | | | | | | | | | | | | | | | | | | | | | | | | | | | | | | | | | | | | | | | | | | | |
| | | | | | 0G1091A2 | XEVL-2011-E- ONE COMPLETE FAN GUARD | 1 | PZ | | | | | | | | | | | | | | | | | | | | | | | | | | | | | | | | | | | | | | | | | | | | | | | | | |
| | | | | | IP1508A1 | POLYSTYREN E U SHAPED PROFILE 2000X60X60 | 3 | M | | | | | | | | | | | | | | | | | | | | | | | | | | | | | | | | | | | | | | | | | | | | | | | | | |
| | | | | | TB2880A1 | XEVL-2011-ON E 5TH MOT COMPL WATER PIPE | 1 | PZ | | | | | | | | | | | | | | | | | | | | | | | | | | | | | | | | | | | | | | | | | | | | | | | | | |
| | | | | | TB2882A1 | XEVL-2011-E 4TH MOT COMPLETE WATER PIPE | 1 | PZ | | | | | | | | | | | | | | | | | | | | | | | | | | | | | | | | | | | | | | | | | | | | | | | | | |
| | | | | | TB2884A1 | XEVL-2011-E 3RD MOT COMPLETE WATER PIPE | 1 | PZ | | | | | | | | | | | | | | | | | | | | | | | | | | | | | | | | | | | | | | | | | | | | | | | | | |
| | | | | | TB2886A1 | XEVL-2011-ON E 2ND MOT COMPL WATER PIPE | 1 | PZ | | | | | | | | | | | | | | | | | | | | | | | | | | | | | | | | | | | | | | | | | | | | | | | | | |
| | | | | | TB3008A1 | XEVL-2011-ON E 1ST MOT COMPL WATER PIPE | 1 | PZ | | | | | | | | | | | | | | | | | | | | | | | | | | | | | | | | | | | | | | | | | | | | | | | | | |
| | | | | | VI1220A1 | 4,2X12 TCB SELF-TAPPIN G SCREW | 10 | PZ | | | | | | | | | | | | | | | | | | | | | | | | | | | | | | | | | | | | | | | | | | | | | | | | | |
| | | | | | VM1059A1 | HEAT SHRINK FILM H800 | 1.700 | M | | | | | | | | | | | | | | | | | | | | | | | | | | | | | | | | | | | | | | | | | | | | | | | | | |
| | | | | | VM2571A1 | UPPER WATER DISTRIBUTOR | 4 | PZ | | | | | | | | | | | | | | | | | | | | | | | | | | | | | | | | | | | | | | | | | | | | | | | | | |
| VM2572A1 | LOWER WATER DISTRIBUTOR | 4 | PZ | | | | | | | | | | | | | | | | | | | | | | | | | | | | | | | | | | | | | | | | | | | | | | | | | | | | | | |
| TB3008A | XEVL-2011-ONE 1ST MOT COMPL WATER PIPE |  | K0G1091A | BIG-L GN1/1 ONE COMPLETE FAN GUARD KIT | <table border="1"> <thead> <tr> <th>Code</th> <th>Description</th> <th>Qty</th> <th>UOM</th> </tr> </thead> <tbody> <tr> <td>0G1091A1</td> <td></td> <td>1</td> <td>PZ</td> </tr> <tr> <td>0G1091A2</td> <td>XEVL-2011-E- ONE COMPLETE FAN GUARD</td> <td>1</td> <td>PZ</td> </tr> <tr> <td>IP1508A1</td> <td>POLYSTYREN E U SHAPED PROFILE 2000X60X60</td> <td>3</td> <td>M</td> </tr> <tr> <td>TB2880A1</td> <td>XEVL-2011-ON E 5TH MOT COMPL WATER PIPE</td> <td>1</td> <td>PZ</td> </tr> </tbody> </table> | Code | Description | Qty | UOM | 0G1091A1 | | 1 | PZ | 0G1091A2 | XEVL-2011-E- ONE COMPLETE FAN GUARD | 1 | PZ | IP1508A1 | POLYSTYREN E U SHAPED PROFILE 2000X60X60 | 3 | M | TB2880A1 | XEVL-2011-ON E 5TH MOT COMPL WATER PIPE | 1 | PZ | | | | | | | | | | | | | | | | | | | | | | | | | | | | | | | | |
| | | | | | Code | Description | Qty | UOM | | | | | | | | | | | | | | | | | | | | | | | | | | | | | | | | | | | | | | | | | | | | | | | | | |
| | | | | | 0G1091A1 | | 1 | PZ | | | | | | | | | | | | | | | | | | | | | | | | | | | | | | | | | | | | | | | | | | | | | | | | | |
| | | | | | 0G1091A2 | XEVL-2011-E- ONE COMPLETE FAN GUARD | 1 | PZ | | | | | | | | | | | | | | | | | | | | | | | | | | | | | | | | | | | | | | | | | | | | | | | | | |
| | | | | | IP1508A1 | POLYSTYREN E U SHAPED PROFILE 2000X60X60 | 3 | M | | | | | | | | | | | | | | | | | | | | | | | | | | | | | | | | | | | | | | | | | | | | | | | | | |
| TB2880A1 | XEVL-2011-ON E 5TH MOT COMPL WATER PIPE | 1 | PZ | | | | | | | | | | | | | | | | | | | | | | | | | | | | | | | | | | | | | | | | | | | | | | | | | | | | | | |

| COMPONENT | | | SPARE PART | | | | | | | | | | | | | | | | | | | | | | | | | | | | | | | | | | | | | | |
|-----------|---|---|------------|--|--|------|-------------|-----|-----|----------|--|---|----|----------|--|---|----|----------|---|---|----|----------|--|---|----|----------|--|----|----|----------|--|-------|----|----------|--|---|----|----------|-------------------------------|---|----|
| Code | Description | Image | Code | Description | Components list | | | | | | | | | | | | | | | | | | | | | | | | | | | | | | | | | | | | |
| TB3008A | XEVL-2011-ONE 1ST MOT COMPL WATER PIPE |  | K0G1091A | BIG-L GN1/1 ONE COMPLETE FAN GUARD KIT | <table border="1"> <thead> <tr> <th>Code</th> <th>Description</th> <th>Qty</th> <th>UOM</th> </tr> </thead> <tbody> <tr> <td>TB2882A1</td> <td>XEVL-2011-E 4TH MOT COMPLETE WATER PIPE</td> <td>1</td> <td>PZ</td> </tr> <tr> <td>TB2884A1</td> <td>XEVL-2011-E 3RD MOT COMPLETE WATER PIPE</td> <td>1</td> <td>PZ</td> </tr> <tr> <td>TB2886A1</td> <td>XEVL-2011-ON E 2ND MOT COMPL WATER PIPE</td> <td>1</td> <td>PZ</td> </tr> <tr> <td>TB3008A1</td> <td>XEVL-2011-ON E 1ST MOT COMPL WATER PIPE</td> <td>1</td> <td>PZ</td> </tr> <tr> <td>V11220A1</td> <td>4,2X12 TCB SELF-TAPPIN G SCREW</td> <td>10</td> <td>PZ</td> </tr> <tr> <td>VM1059A1</td> <td>HEAT SHRINK FILM H800</td> <td>1.700</td> <td>M</td> </tr> <tr> <td>VM2571A1</td> <td>UPPER WATER DISTRIBUTOR</td> <td>4</td> <td>PZ</td> </tr> <tr> <td>VM2572A1</td> <td>LOWER WATER DISTRIBUTOR</td> <td>4</td> <td>PZ</td> </tr> </tbody> </table> | Code | Description | Qty | UOM | TB2882A1 | XEVL-2011-E 4TH MOT COMPLETE WATER PIPE | 1 | PZ | TB2884A1 | XEVL-2011-E 3RD MOT COMPLETE WATER PIPE | 1 | PZ | TB2886A1 | XEVL-2011-ON E 2ND MOT COMPL WATER PIPE | 1 | PZ | TB3008A1 | XEVL-2011-ON E 1ST MOT COMPL WATER PIPE | 1 | PZ | V11220A1 | 4,2X12 TCB SELF-TAPPIN G SCREW | 10 | PZ | VM1059A1 | HEAT SHRINK FILM H800 | 1.700 | M | VM2571A1 | UPPER WATER DISTRIBUTOR | 4 | PZ | VM2572A1 | LOWER WATER DISTRIBUTOR | 4 | PZ |
| Code | Description | Qty | UOM | | | | | | | | | | | | | | | | | | | | | | | | | | | | | | | | | | | | | | |
| TB2882A1 | XEVL-2011-E 4TH MOT COMPLETE WATER PIPE | 1 | PZ | | | | | | | | | | | | | | | | | | | | | | | | | | | | | | | | | | | | | | |
| TB2884A1 | XEVL-2011-E 3RD MOT COMPLETE WATER PIPE | 1 | PZ | | | | | | | | | | | | | | | | | | | | | | | | | | | | | | | | | | | | | | |
| TB2886A1 | XEVL-2011-ON E 2ND MOT COMPL WATER PIPE | 1 | PZ | | | | | | | | | | | | | | | | | | | | | | | | | | | | | | | | | | | | | | |
| TB3008A1 | XEVL-2011-ON E 1ST MOT COMPL WATER PIPE | 1 | PZ | | | | | | | | | | | | | | | | | | | | | | | | | | | | | | | | | | | | | | |
| V11220A1 | 4,2X12 TCB SELF-TAPPIN G SCREW | 10 | PZ | | | | | | | | | | | | | | | | | | | | | | | | | | | | | | | | | | | | | | |
| VM1059A1 | HEAT SHRINK FILM H800 | 1.700 | M | | | | | | | | | | | | | | | | | | | | | | | | | | | | | | | | | | | | | | |
| VM2571A1 | UPPER WATER DISTRIBUTOR | 4 | PZ | | | | | | | | | | | | | | | | | | | | | | | | | | | | | | | | | | | | | | |
| VM2572A1 | LOWER WATER DISTRIBUTOR | 4 | PZ | | | | | | | | | | | | | | | | | | | | | | | | | | | | | | | | | | | | | | |
| 0G1091A | XEVL-2011-E-ONE COMPLETE FAN GUARD |  | K0G1091A | BIG-L GN1/1 ONE COMPLETE FAN GUARD KIT | <table border="1"> <thead> <tr> <th>Code</th> <th>Description</th> <th>Qty</th> <th>UOM</th> </tr> </thead> <tbody> <tr> <td>0G1091A1</td> <td></td> <td>1</td> <td>PZ</td> </tr> <tr> <td>0G1091A2</td> <td>XEVL-2011-E- ONE COMPLETE FAN GUARD</td> <td>1</td> <td>PZ</td> </tr> <tr> <td>IP1508A1</td> <td>POLYSTYREN E U SHAPED PROFILE 2000X60X60</td> <td>3</td> <td>M</td> </tr> <tr> <td>TB2880A1</td> <td>XEVL-2011-ON E 5TH MOT COMPL WATER PIPE</td> <td>1</td> <td>PZ</td> </tr> <tr> <td>TB2882A1</td> <td>XEVL-2011-E 4TH MOT COMPLETE WATER PIPE</td> <td>1</td> <td>PZ</td> </tr> <tr> <td>TB2884A1</td> <td>XEVL-2011-E 3RD MOT COMPLETE WATER PIPE</td> <td>1</td> <td>PZ</td> </tr> <tr> <td>TB2886A1</td> <td>XEVL-2011-ON E 2ND MOT COMPL WATER PIPE</td> <td>1</td> <td>PZ</td> </tr> </tbody> </table> | Code | Description | Qty | UOM | 0G1091A1 | | 1 | PZ | 0G1091A2 | XEVL-2011-E- ONE COMPLETE FAN GUARD | 1 | PZ | IP1508A1 | POLYSTYREN E U SHAPED PROFILE 2000X60X60 | 3 | M | TB2880A1 | XEVL-2011-ON E 5TH MOT COMPL WATER PIPE | 1 | PZ | TB2882A1 | XEVL-2011-E 4TH MOT COMPLETE WATER PIPE | 1 | PZ | TB2884A1 | XEVL-2011-E 3RD MOT COMPLETE WATER PIPE | 1 | PZ | TB2886A1 | XEVL-2011-ON E 2ND MOT COMPL WATER PIPE | 1 | PZ | | | | |
| Code | Description | Qty | UOM | | | | | | | | | | | | | | | | | | | | | | | | | | | | | | | | | | | | | | |
| 0G1091A1 | | 1 | PZ | | | | | | | | | | | | | | | | | | | | | | | | | | | | | | | | | | | | | | |
| 0G1091A2 | XEVL-2011-E- ONE COMPLETE FAN GUARD | 1 | PZ | | | | | | | | | | | | | | | | | | | | | | | | | | | | | | | | | | | | | | |
| IP1508A1 | POLYSTYREN E U SHAPED PROFILE 2000X60X60 | 3 | M | | | | | | | | | | | | | | | | | | | | | | | | | | | | | | | | | | | | | | |
| TB2880A1 | XEVL-2011-ON E 5TH MOT COMPL WATER PIPE | 1 | PZ | | | | | | | | | | | | | | | | | | | | | | | | | | | | | | | | | | | | | | |
| TB2882A1 | XEVL-2011-E 4TH MOT COMPLETE WATER PIPE | 1 | PZ | | | | | | | | | | | | | | | | | | | | | | | | | | | | | | | | | | | | | | |
| TB2884A1 | XEVL-2011-E 3RD MOT COMPLETE WATER PIPE | 1 | PZ | | | | | | | | | | | | | | | | | | | | | | | | | | | | | | | | | | | | | | |
| TB2886A1 | XEVL-2011-ON E 2ND MOT COMPL WATER PIPE | 1 | PZ | | | | | | | | | | | | | | | | | | | | | | | | | | | | | | | | | | | | | | |




| COMPONENT | | | SPARE PART | | | | | | | | | | | | | | | | | | | | | | | | | | | | | | | | | | | | | | |
|-----------|--|---|------------|--|--|------|-------------|-----|-----|----------|--|---|----|-----------|--------------------------------------|-------|----|-----------|--------------------------------------|-------|----|----------|-------------------------------|---|----|----------|--|---|----|----------|--|---|----|----------|-------------------------------------|---|----|----------|--------------------------------------|---|----|
| Code | Description | Image | Code | Description | Components list | | | | | | | | | | | | | | | | | | | | | | | | | | | | | | | | | | | | |
| OG1091A | XEVL-2011-E-ONE COMPLETE FAN GUARD |  | K0G1091A | BIG-L GN1/1 ONE COMPLETE FAN GUARD KIT | <table border="1"> <thead> <tr> <th>Code</th> <th>Description</th> <th>Qty</th> <th>UOM</th> </tr> </thead> <tbody> <tr> <td>TB3008A1</td> <td>XEVL-2011-ON E 1ST MOT COMPL WATER PIPE</td> <td>1</td> <td>PZ</td> </tr> <tr> <td>VI1220A1</td> <td>4,2X12 TCB SELF-TAPPIN G SCREW</td> <td>10</td> <td>PZ</td> </tr> <tr> <td>VM1059A1</td> <td>HEAT SHRINK FILM H800</td> <td>1.700</td> <td>M</td> </tr> <tr> <td>VM2571A1</td> <td>UPPER WATER DISTRIBUTOR</td> <td>4</td> <td>PZ</td> </tr> <tr> <td>VM2572A1</td> <td>LOWER WATER DISTRIBUTOR</td> <td>4</td> <td>PZ</td> </tr> </tbody> </table> | Code | Description | Qty | UOM | TB3008A1 | XEVL-2011-ON E 1ST MOT COMPL WATER PIPE | 1 | PZ | VI1220A1 | 4,2X12 TCB SELF-TAPPIN G SCREW | 10 | PZ | VM1059A1 | HEAT SHRINK FILM H800 | 1.700 | M | VM2571A1 | UPPER WATER DISTRIBUTOR | 4 | PZ | VM2572A1 | LOWER WATER DISTRIBUTOR | 4 | PZ | | | | | | | | | | | | |
| Code | Description | Qty | UOM | | | | | | | | | | | | | | | | | | | | | | | | | | | | | | | | | | | | | | |
| TB3008A1 | XEVL-2011-ON E 1ST MOT COMPL WATER PIPE | 1 | PZ | | | | | | | | | | | | | | | | | | | | | | | | | | | | | | | | | | | | | | |
| VI1220A1 | 4,2X12 TCB SELF-TAPPIN G SCREW | 10 | PZ | | | | | | | | | | | | | | | | | | | | | | | | | | | | | | | | | | | | | | |
| VM1059A1 | HEAT SHRINK FILM H800 | 1.700 | M | | | | | | | | | | | | | | | | | | | | | | | | | | | | | | | | | | | | | | |
| VM2571A1 | UPPER WATER DISTRIBUTOR | 4 | PZ | | | | | | | | | | | | | | | | | | | | | | | | | | | | | | | | | | | | | | |
| VM2572A1 | LOWER WATER DISTRIBUTOR | 4 | PZ | | | | | | | | | | | | | | | | | | | | | | | | | | | | | | | | | | | | | | |
| SN1022A | BENT PT100 CHAMBER TEMPERATURE |  | KSN1022A | BENT PT100 CHAMBER TEMPERATURE KIT | <table border="1"> <thead> <tr> <th>Code</th> <th>Description</th> <th>Qty</th> <th>UOM</th> </tr> </thead> <tbody> <tr> <td>0H8028A0</td> <td>BIG OVENS CHAMBER PROBE PLATE</td> <td>1</td> <td>PZ</td> </tr> <tr> <td>0H8028A1</td> <td>BIG OVENS CHAMBER PROBE PLATE</td> <td>1</td> <td>PZ</td> </tr> <tr> <td>JEM0620A0</td> <td>SN1022A CHAMBER PROBE SET</td> <td>1</td> <td>PZ</td> </tr> <tr> <td>RC1130A0</td> <td>130X2,6 CLAM</td> <td>2</td> <td>PZ</td> </tr> <tr> <td>SL1045A0</td> <td>S57 BLACK SILICONE - 80ML CARTRIDGE</td> <td>1</td> <td>PZ</td> </tr> <tr> <td>SL1170A1</td> <td>S57 BLACK SILICON - 310ML CARTRIDGE</td> <td>3</td> <td>ML</td> </tr> <tr> <td>SN1022A0</td> <td>BENT PT100 CHAMBER TEMPERATUR</td> <td>1</td> <td>PZ</td> </tr> <tr> <td>VI1220A1</td> <td>4,2X12 TCB SELF-TAPPIN G SCREW</td> <td>2</td> <td>PZ</td> </tr> </tbody> </table> | Code | Description | Qty | UOM | 0H8028A0 | BIG OVENS CHAMBER PROBE PLATE | 1 | PZ | 0H8028A1 | BIG OVENS CHAMBER PROBE PLATE | 1 | PZ | JEM0620A0 | SN1022A CHAMBER PROBE SET | 1 | PZ | RC1130A0 | 130X2,6 CLAM | 2 | PZ | SL1045A0 | S57 BLACK SILICONE - 80ML CARTRIDGE | 1 | PZ | SL1170A1 | S57 BLACK SILICON - 310ML CARTRIDGE | 3 | ML | SN1022A0 | BENT PT100 CHAMBER TEMPERATUR | 1 | PZ | VI1220A1 | 4,2X12 TCB SELF-TAPPIN G SCREW | 2 | PZ |
| Code | Description | Qty | UOM | | | | | | | | | | | | | | | | | | | | | | | | | | | | | | | | | | | | | | |
| 0H8028A0 | BIG OVENS CHAMBER PROBE PLATE | 1 | PZ | | | | | | | | | | | | | | | | | | | | | | | | | | | | | | | | | | | | | | |
| 0H8028A1 | BIG OVENS CHAMBER PROBE PLATE | 1 | PZ | | | | | | | | | | | | | | | | | | | | | | | | | | | | | | | | | | | | | | |
| JEM0620A0 | SN1022A CHAMBER PROBE SET | 1 | PZ | | | | | | | | | | | | | | | | | | | | | | | | | | | | | | | | | | | | | | |
| RC1130A0 | 130X2,6 CLAM | 2 | PZ | | | | | | | | | | | | | | | | | | | | | | | | | | | | | | | | | | | | | | |
| SL1045A0 | S57 BLACK SILICONE - 80ML CARTRIDGE | 1 | PZ | | | | | | | | | | | | | | | | | | | | | | | | | | | | | | | | | | | | | | |
| SL1170A1 | S57 BLACK SILICON - 310ML CARTRIDGE | 3 | ML | | | | | | | | | | | | | | | | | | | | | | | | | | | | | | | | | | | | | | |
| SN1022A0 | BENT PT100 CHAMBER TEMPERATUR | 1 | PZ | | | | | | | | | | | | | | | | | | | | | | | | | | | | | | | | | | | | | | |
| VI1220A1 | 4,2X12 TCB SELF-TAPPIN G SCREW | 2 | PZ | | | | | | | | | | | | | | | | | | | | | | | | | | | | | | | | | | | | | | |
| RS1205B | 6 TURNS 5600W 230V D230 ELEMENT |  | KRS1205B | 5600W 230V HEATING ELEMENT KIT | <table border="1"> <thead> <tr> <th>Code</th> <th>Description</th> <th>Qty</th> <th>UOM</th> </tr> </thead> <tbody> <tr> <td>GN1671A0</td> <td>141X22 G8.5 ELEMENT ARMED GASKET</td> <td>1</td> <td>PZ</td> </tr> <tr> <td>MOV0008A0</td> <td>HOOD RING GASKET GN1110A2</td> <td>0.100</td> <td>PZ</td> </tr> <tr> <td>RS1205B0</td> <td>6 TURNS 5600W 230V D230 ELEMEN</td> <td>1</td> <td>PZ</td> </tr> </tbody> </table> | Code | Description | Qty | UOM | GN1671A0 | 141X22 G8.5 ELEMENT ARMED GASKET | 1 | PZ | MOV0008A0 | HOOD RING GASKET GN1110A2 | 0.100 | PZ | RS1205B0 | 6 TURNS 5600W 230V D230 ELEMEN | 1 | PZ | | | | | | | | | | | | | | | | | | | | |
| Code | Description | Qty | UOM | | | | | | | | | | | | | | | | | | | | | | | | | | | | | | | | | | | | | | |
| GN1671A0 | 141X22 G8.5 ELEMENT ARMED GASKET | 1 | PZ | | | | | | | | | | | | | | | | | | | | | | | | | | | | | | | | | | | | | | |
| MOV0008A0 | HOOD RING GASKET GN1110A2 | 0.100 | PZ | | | | | | | | | | | | | | | | | | | | | | | | | | | | | | | | | | | | | | |
| RS1205B0 | 6 TURNS 5600W 230V D230 ELEMEN | 1 | PZ | | | | | | | | | | | | | | | | | | | | | | | | | | | | | | | | | | | | | | |

| COMPONENT | | | SPARE PART | | | | | | | | | | | | | | | | | | | | | | | | | | | | | | | | | | | | | | | | | | | | | | |
|-----------|---|---|------------|--|---|------|-------------|-----|-----|----------|--|---|----|----------|---------------------------|---|----|----------|-------------------------------------|---|----|----------|--------------------------------------|---|----|----------|---|---|----|----------|-----------------------------|---|----|----------|------------|---|----|----------|-----------------------------------|---|----|----------|---------------------------|---|----|----------|---------------------------|---|----|
| Code | Description | Image | Code | Description | Components list | | | | | | | | | | | | | | | | | | | | | | | | | | | | | | | | | | | | | | | | | | | | |
| RS1205B | 6 TURNS 5600W 230V D230 ELEMENT |  | KRS1205B | 5600W 230V HEATING ELEMENT KIT | <table border="1"> <thead> <tr> <th>Code</th> <th>Description</th> <th>Qty</th> <th>UOM</th> </tr> </thead> <tbody> <tr> <td>SL1045A0</td> <td>S57 BLACK SILICONE - 80ML CARTRIDGE</td> <td>1</td> <td>PZ</td> </tr> <tr> <td>V11032A0</td> <td>SCREW M4X16 TCB+ INOX</td> <td>1</td> <td>PZ</td> </tr> <tr> <td>V11075A0</td> <td>NUT M4 H=4 UNI5587 INOX</td> <td>1</td> <td>PZ</td> </tr> <tr> <td>V11220A1</td> <td>4,2X12 TCB SELF-TAPPIN G SCREW</td> <td>6</td> <td>PZ</td> </tr> <tr> <td>V11511A0</td> <td>STAINLESS STEEL WASHER 4,2X12X1</td> <td>1</td> <td>PZ</td> </tr> <tr> <td>VM1794A0</td> <td>250X4.8 PA66 BLACK CLAMP</td> <td>2</td> <td>PZ</td> </tr> <tr> <td>VM2103A0</td> <td>CLAMP LOCK</td> <td>2</td> <td>PZ</td> </tr> </tbody> </table> | Code | Description | Qty | UOM | SL1045A0 | S57 BLACK SILICONE - 80ML CARTRIDGE | 1 | PZ | V11032A0 | SCREW M4X16 TCB+ INOX | 1 | PZ | V11075A0 | NUT M4 H=4 UNI5587 INOX | 1 | PZ | V11220A1 | 4,2X12 TCB SELF-TAPPIN G SCREW | 6 | PZ | V11511A0 | STAINLESS STEEL WASHER 4,2X12X1 | 1 | PZ | VM1794A0 | 250X4.8 PA66 BLACK CLAMP | 2 | PZ | VM2103A0 | CLAMP LOCK | 2 | PZ | | | | | | | | | | | | |
| Code | Description | Qty | UOM | | | | | | | | | | | | | | | | | | | | | | | | | | | | | | | | | | | | | | | | | | | | | | |
| SL1045A0 | S57 BLACK SILICONE - 80ML CARTRIDGE | 1 | PZ | | | | | | | | | | | | | | | | | | | | | | | | | | | | | | | | | | | | | | | | | | | | | | |
| V11032A0 | SCREW M4X16 TCB+ INOX | 1 | PZ | | | | | | | | | | | | | | | | | | | | | | | | | | | | | | | | | | | | | | | | | | | | | | |
| V11075A0 | NUT M4 H=4 UNI5587 INOX | 1 | PZ | | | | | | | | | | | | | | | | | | | | | | | | | | | | | | | | | | | | | | | | | | | | | | |
| V11220A1 | 4,2X12 TCB SELF-TAPPIN G SCREW | 6 | PZ | | | | | | | | | | | | | | | | | | | | | | | | | | | | | | | | | | | | | | | | | | | | | | |
| V11511A0 | STAINLESS STEEL WASHER 4,2X12X1 | 1 | PZ | | | | | | | | | | | | | | | | | | | | | | | | | | | | | | | | | | | | | | | | | | | | | | |
| VM1794A0 | 250X4.8 PA66 BLACK CLAMP | 2 | PZ | | | | | | | | | | | | | | | | | | | | | | | | | | | | | | | | | | | | | | | | | | | | | | |
| VM2103A0 | CLAMP LOCK | 2 | PZ | | | | | | | | | | | | | | | | | | | | | | | | | | | | | | | | | | | | | | | | | | | | | | |
| MT1012A | 330W 230V MOTOR |  | KVN1130A | LUX =08.2017/S.5/S.5E 330W MOTOR KIT | <table border="1"> <thead> <tr> <th>Code</th> <th>Description</th> <th>Qty</th> <th>UOM</th> </tr> </thead> <tbody> <tr> <td>0H4305A1</td> <td>ST. STEEL MOTOR SHAFT SEALING DISC</td> <td>1</td> <td>PZ</td> </tr> <tr> <td>GN1140A2</td> <td>MOTOR HOLDER GASKET</td> <td>1</td> <td>PZ</td> </tr> <tr> <td>GN1140A3</td> <td>MOLDED MOTOR HOLDER GASKET</td> <td>1</td> <td>PZ</td> </tr> <tr> <td>V11045A0</td> <td>16X8,4 TH=1,6 ST. STEEL WASHER</td> <td>1</td> <td>PZ</td> </tr> <tr> <td>V11256A0</td> <td>M8 DIN 980M ST. STEEL SELF LOCKING NUT</td> <td>1</td> <td>PZ</td> </tr> <tr> <td>VM1794A0</td> <td>250X4.8 PA66 BLACK CLAMP</td> <td>4</td> <td>PZ</td> </tr> <tr> <td>VM2103A0</td> <td>CLAMP LOCK</td> <td>4</td> <td>PZ</td> </tr> <tr> <td>VM2196A0</td> <td>MOTOR NUT FASTENING BUSHING</td> <td>1</td> <td>PZ</td> </tr> <tr> <td>VN1130A1</td> <td>330W 230V 50/60HZ MOTO</td> <td>1</td> <td>PZ</td> </tr> <tr> <td>VN1130A1</td> <td>330W 230V 50/60HZ MOTO</td> <td>1</td> <td>PZ</td> </tr> </tbody> </table> | Code | Description | Qty | UOM | 0H4305A1 | ST. STEEL MOTOR SHAFT SEALING DISC | 1 | PZ | GN1140A2 | MOTOR HOLDER GASKET | 1 | PZ | GN1140A3 | MOLDED MOTOR HOLDER GASKET | 1 | PZ | V11045A0 | 16X8,4 TH=1,6 ST. STEEL WASHER | 1 | PZ | V11256A0 | M8 DIN 980M ST. STEEL SELF LOCKING NUT | 1 | PZ | VM1794A0 | 250X4.8 PA66 BLACK CLAMP | 4 | PZ | VM2103A0 | CLAMP LOCK | 4 | PZ | VM2196A0 | MOTOR NUT FASTENING BUSHING | 1 | PZ | VN1130A1 | 330W 230V 50/60HZ MOTO | 1 | PZ | VN1130A1 | 330W 230V 50/60HZ MOTO | 1 | PZ |
| Code | Description | Qty | UOM | | | | | | | | | | | | | | | | | | | | | | | | | | | | | | | | | | | | | | | | | | | | | | |
| 0H4305A1 | ST. STEEL MOTOR SHAFT SEALING DISC | 1 | PZ | | | | | | | | | | | | | | | | | | | | | | | | | | | | | | | | | | | | | | | | | | | | | | |
| GN1140A2 | MOTOR HOLDER GASKET | 1 | PZ | | | | | | | | | | | | | | | | | | | | | | | | | | | | | | | | | | | | | | | | | | | | | | |
| GN1140A3 | MOLDED MOTOR HOLDER GASKET | 1 | PZ | | | | | | | | | | | | | | | | | | | | | | | | | | | | | | | | | | | | | | | | | | | | | | |
| V11045A0 | 16X8,4 TH=1,6 ST. STEEL WASHER | 1 | PZ | | | | | | | | | | | | | | | | | | | | | | | | | | | | | | | | | | | | | | | | | | | | | | |
| V11256A0 | M8 DIN 980M ST. STEEL SELF LOCKING NUT | 1 | PZ | | | | | | | | | | | | | | | | | | | | | | | | | | | | | | | | | | | | | | | | | | | | | | |
| VM1794A0 | 250X4.8 PA66 BLACK CLAMP | 4 | PZ | | | | | | | | | | | | | | | | | | | | | | | | | | | | | | | | | | | | | | | | | | | | | | |
| VM2103A0 | CLAMP LOCK | 4 | PZ | | | | | | | | | | | | | | | | | | | | | | | | | | | | | | | | | | | | | | | | | | | | | | |
| VM2196A0 | MOTOR NUT FASTENING BUSHING | 1 | PZ | | | | | | | | | | | | | | | | | | | | | | | | | | | | | | | | | | | | | | | | | | | | | | |
| VN1130A1 | 330W 230V 50/60HZ MOTO | 1 | PZ | | | | | | | | | | | | | | | | | | | | | | | | | | | | | | | | | | | | | | | | | | | | | | |
| VN1130A1 | 330W 230V 50/60HZ MOTO | 1 | PZ | | | | | | | | | | | | | | | | | | | | | | | | | | | | | | | | | | | | | | | | | | | | | | |
| | | | KMT1012A | MIND.MAPS 330W 230V MOTOR KIT | <table border="1"> <thead> <tr> <th>Code</th> <th>Description</th> <th>Qty</th> <th>UOM</th> </tr> </thead> <tbody> <tr> <td>0H2842A0</td> <td>MT1012 CENTERING JI</td> <td>1</td> <td>PZ</td> </tr> </tbody> </table> | Code | Description | Qty | UOM | 0H2842A0 | MT1012 CENTERING JI | 1 | PZ | | | | | | | | | | | | | | | | | | | | | | | | | | | | | | | | | | | | |
| Code | Description | Qty | UOM | | | | | | | | | | | | | | | | | | | | | | | | | | | | | | | | | | | | | | | | | | | | | | |
| 0H2842A0 | MT1012 CENTERING JI | 1 | PZ | | | | | | | | | | | | | | | | | | | | | | | | | | | | | | | | | | | | | | | | | | | | | | |


| COMPONENT | | | SPARE PART | | | | | | | | | | | | | | | | | | | | | | | | | | | | | | | | | | | | | | | | | | | | | | | | | | | | | | |
|-----------|----------------------------------|---|------------|-------------------------------------|--|---|-------------|-----|-----|----------|---|---|----|----------|--|---|----|----------|-------------------------------------|---|----|-----------|----------------------------------|-------|----|----------|--------------------|---|----|----------|-------------------------------|---|----|----------|------------------------|---|----|----------|--|---|----|----------|----------------------------|---|----|----------|-----------------------|---|----|----------|-----------------------------|---|----|----------|------------|---|----|
| Code | Description | Image | Code | Description | Components list | | | | | | | | | | | | | | | | | | | | | | | | | | | | | | | | | | | | | | | | | | | | | | | | | | | | |
| MT1012A | 330W 230V MOTOR |  | KMT1012A | MIND.MAPS 330W 230V MOTOR KIT | <table border="1"> <thead> <tr> <th>Code</th> <th>Description</th> <th>Qty</th> <th>UOM</th> </tr> </thead> <tbody> <tr> <td>0H4305A1</td> <td>ST. STEEL MOTOR SHAFT SEALING DISC</td> <td>1</td> <td>PZ</td> </tr> <tr> <td>GN1140A2</td> <td>MOTOR HOLDER GASKET</td> <td>1</td> <td>PZ</td> </tr> <tr> <td>GN1140A3</td> <td>MOLDED MOTOR HOLDER GASKET</td> <td>1</td> <td>PZ</td> </tr> <tr> <td>MOV0007A0</td> <td>HOOD RING GASKET GN1110A2</td> <td>0.100</td> <td>PZ</td> </tr> <tr> <td>MT1012A0</td> <td>330W 230V MOTOR</td> <td>1</td> <td>PZ</td> </tr> <tr> <td>VE1550A0</td> <td>5X3 MM NEODYMIUM MAGNET</td> <td>1</td> <td>PZ</td> </tr> <tr> <td>VI1077A1</td> <td>SCREW M6X12 TE INOX</td> <td>1</td> <td>PZ</td> </tr> <tr> <td>VI1521A0</td> <td>STAINLESS STEEL WASHER D=6 6592</td> <td>1</td> <td>PZ</td> </tr> <tr> <td>VI1966A0</td> <td>M4X14 FLATHEAD SCREW</td> <td>1</td> <td>PZ</td> </tr> <tr> <td>VM1635A0</td> <td>MAGNET HOLDING DIS</td> <td>1</td> <td>PZ</td> </tr> <tr> <td>VM1794A0</td> <td>250X4.8 PA66 BLACK CLAMP</td> <td>4</td> <td>PZ</td> </tr> <tr> <td>VM2103A0</td> <td>CLAMP LOCK</td> <td>4</td> <td>PZ</td> </tr> </tbody> </table> | Code | Description | Qty | UOM | 0H4305A1 | ST. STEEL MOTOR SHAFT SEALING DISC | 1 | PZ | GN1140A2 | MOTOR HOLDER GASKET | 1 | PZ | GN1140A3 | MOLDED MOTOR HOLDER GASKET | 1 | PZ | MOV0007A0 | HOOD RING GASKET GN1110A2 | 0.100 | PZ | MT1012A0 | 330W 230V MOTOR | 1 | PZ | VE1550A0 | 5X3 MM NEODYMIUM MAGNET | 1 | PZ | VI1077A1 | SCREW M6X12 TE INOX | 1 | PZ | VI1521A0 | STAINLESS STEEL WASHER D=6 6592 | 1 | PZ | VI1966A0 | M4X14 FLATHEAD SCREW | 1 | PZ | VM1635A0 | MAGNET HOLDING DIS | 1 | PZ | VM1794A0 | 250X4.8 PA66 BLACK CLAMP | 4 | PZ | VM2103A0 | CLAMP LOCK | 4 | PZ |
| | | | | | Code | Description | Qty | UOM | | | | | | | | | | | | | | | | | | | | | | | | | | | | | | | | | | | | | | | | | | | | | | | | | |
| | | | | | 0H4305A1 | ST. STEEL MOTOR SHAFT SEALING DISC | 1 | PZ | | | | | | | | | | | | | | | | | | | | | | | | | | | | | | | | | | | | | | | | | | | | | | | | | |
| | | | | | GN1140A2 | MOTOR HOLDER GASKET | 1 | PZ | | | | | | | | | | | | | | | | | | | | | | | | | | | | | | | | | | | | | | | | | | | | | | | | | |
| | | | | | GN1140A3 | MOLDED MOTOR HOLDER GASKET | 1 | PZ | | | | | | | | | | | | | | | | | | | | | | | | | | | | | | | | | | | | | | | | | | | | | | | | | |
| | | | | | MOV0007A0 | HOOD RING GASKET GN1110A2 | 0.100 | PZ | | | | | | | | | | | | | | | | | | | | | | | | | | | | | | | | | | | | | | | | | | | | | | | | | |
| | | | | | MT1012A0 | 330W 230V MOTOR | 1 | PZ | | | | | | | | | | | | | | | | | | | | | | | | | | | | | | | | | | | | | | | | | | | | | | | | | |
| | | | | | VE1550A0 | 5X3 MM NEODYMIUM MAGNET | 1 | PZ | | | | | | | | | | | | | | | | | | | | | | | | | | | | | | | | | | | | | | | | | | | | | | | | | |
| | | | | | VI1077A1 | SCREW M6X12 TE INOX | 1 | PZ | | | | | | | | | | | | | | | | | | | | | | | | | | | | | | | | | | | | | | | | | | | | | | | | | |
| | | | | | VI1521A0 | STAINLESS STEEL WASHER D=6 6592 | 1 | PZ | | | | | | | | | | | | | | | | | | | | | | | | | | | | | | | | | | | | | | | | | | | | | | | | | |
| | | | | | VI1966A0 | M4X14 FLATHEAD SCREW | 1 | PZ | | | | | | | | | | | | | | | | | | | | | | | | | | | | | | | | | | | | | | | | | | | | | | | | | |
| | | | | | VM1635A0 | MAGNET HOLDING DIS | 1 | PZ | | | | | | | | | | | | | | | | | | | | | | | | | | | | | | | | | | | | | | | | | | | | | | | | | |
| | | | | | VM1794A0 | 250X4.8 PA66 BLACK CLAMP | 4 | PZ | | | | | | | | | | | | | | | | | | | | | | | | | | | | | | | | | | | | | | | | | | | | | | | | | |
| | | | | | VM2103A0 | CLAMP LOCK | 4 | PZ | | | | | | | | | | | | | | | | | | | | | | | | | | | | | | | | | | | | | | | | | | | | | | | | | |
| VN1170B | D195 H80 8 BLADES FAN+RING |  | KVN1170B | D195 H80 8 BLADES FAN + RING KIT | <table border="1"> <thead> <tr> <th>Code</th> <th>Description</th> <th>Qty</th> <th>UOM</th> </tr> </thead> <tbody> <tr> <td>VI1077A1</td> <td>SCREW M6X12 TE INOX</td> <td>1</td> <td>PZ</td> </tr> <tr> <td>VI1521A0</td> <td>STAINLESS STEEL WASHER D=6 6592</td> <td>1</td> <td>PZ</td> </tr> <tr> <td>VN1170B0</td> <td>D195 H80 8 BLADES FAN+RING</td> <td>1</td> <td>PZ</td> </tr> <tr> <td>VN1170B0</td> <td>D195 H80 8 BLADES FAN+RING</td> <td>1</td> <td>PZ</td> </tr> </tbody> </table> | Code | Description | Qty | UOM | VI1077A1 | SCREW M6X12 TE INOX | 1 | PZ | VI1521A0 | STAINLESS STEEL WASHER D=6 6592 | 1 | PZ | VN1170B0 | D195 H80 8 BLADES FAN+RING | 1 | PZ | VN1170B0 | D195 H80 8 BLADES FAN+RING | 1 | PZ | | | | | | | | | | | | | | | | | | | | | | | | | | | | | | | | |
| | | | | | Code | Description | Qty | UOM | | | | | | | | | | | | | | | | | | | | | | | | | | | | | | | | | | | | | | | | | | | | | | | | | |
| | | | | | VI1077A1 | SCREW M6X12 TE INOX | 1 | PZ | | | | | | | | | | | | | | | | | | | | | | | | | | | | | | | | | | | | | | | | | | | | | | | | | |
| | | | | | VI1521A0 | STAINLESS STEEL WASHER D=6 6592 | 1 | PZ | | | | | | | | | | | | | | | | | | | | | | | | | | | | | | | | | | | | | | | | | | | | | | | | | |
| VN1170B0 | D195 H80 8 BLADES FAN+RING | 1 | PZ | | | | | | | | | | | | | | | | | | | | | | | | | | | | | | | | | | | | | | | | | | | | | | | | | | | | | | |
| VN1170B0 | D195 H80 8 BLADES FAN+RING | 1 | PZ | | | | | | | | | | | | | | | | | | | | | | | | | | | | | | | | | | | | | | | | | | | | | | | | | | | | | | |



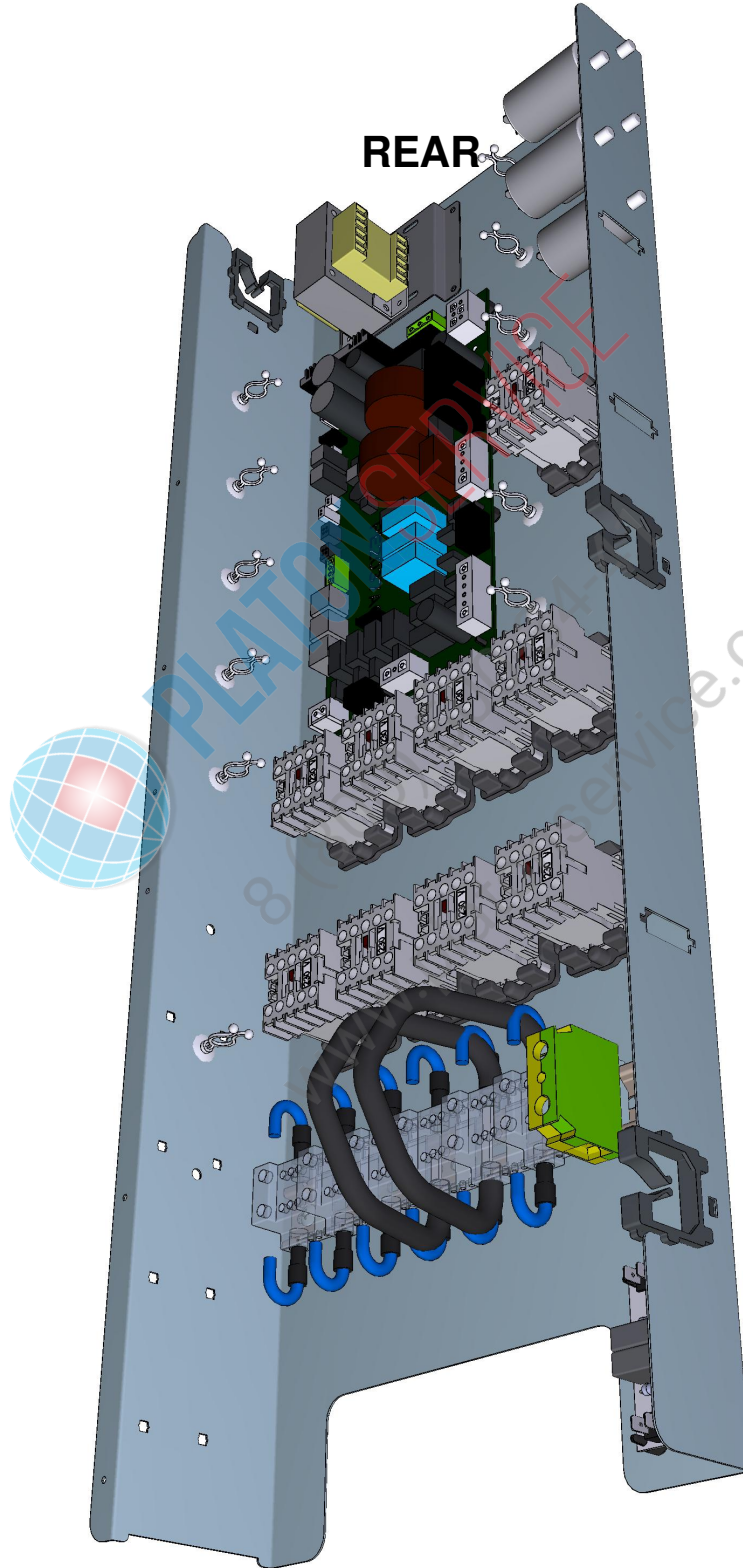
| COMPONENT | | | SPARE PART | | | | | | | | | | | | | | | | | | | | | | | | | | |
|-----------|---|---|------------|--------------------------------------|--|------|-------------|-----|-----|----------|---|---|----|-----------|----------------------------|-------|----|----------|----------------------------------|-------|----|----------|-------------------------------------|---|----|----------|--------------------------------|---|----|
| Code | Description | Image | Code | Description | Components list | | | | | | | | | | | | | | | | | | | | | | | | |
| GN1140A | MOLDED MOTOR HOLDER GASKET |  | KG1140A | 5 PCS. MOTOR HOLDER GASKET KI | <table border="1"> <thead> <tr> <th>Code</th> <th>Description</th> <th>Qty</th> <th>UOM</th> </tr> </thead> <tbody> <tr> <td>GN1140A2</td> <td>MOTOR HOLDER GASKET</td> <td>5</td> <td>PZ</td> </tr> <tr> <td>GN1140A3</td> <td>MOLDED MOTOR HOLDER GASKET</td> <td>5</td> <td>PZ</td> </tr> <tr> <td>VM1224A0</td> <td>65MY 220MM 2 COLOURS SHRINK TUBE</td> <td>0.200</td> <td>M</td> </tr> </tbody> </table> | Code | Description | Qty | UOM | GN1140A2 | MOTOR HOLDER GASKET | 5 | PZ | GN1140A3 | MOLDED MOTOR HOLDER GASKET | 5 | PZ | VM1224A0 | 65MY 220MM 2 COLOURS SHRINK TUBE | 0.200 | M | | | | | | | | |
| Code | Description | Qty | UOM | | | | | | | | | | | | | | | | | | | | | | | | | | |
| GN1140A2 | MOTOR HOLDER GASKET | 5 | PZ | | | | | | | | | | | | | | | | | | | | | | | | | | |
| GN1140A3 | MOLDED MOTOR HOLDER GASKET | 5 | PZ | | | | | | | | | | | | | | | | | | | | | | | | | | |
| VM1224A0 | 65MY 220MM 2 COLOURS SHRINK TUBE | 0.200 | M | | | | | | | | | | | | | | | | | | | | | | | | | | |
| 0H8118A | XEVL MOTOR SHAFT DISC |  | 0H8118A0 | XEVL MOTOR SHAFT DISC | | | | | | | | | | | | | | | | | | | | | | | | | |
| RS1215B | 1 TURN 147W 105V FLAT ELEMENT |  | KRS1215B | 147W MOTOR BRAKING ELEMENT KIT | <table border="1"> <thead> <tr> <th>Code</th> <th>Description</th> <th>Qty</th> <th>UOM</th> </tr> </thead> <tbody> <tr> <td>GN1672A1</td> <td>RS1274A ELEMENT GASKET</td> <td>1</td> <td>PZ</td> </tr> <tr> <td>MOV0009A0</td> <td>HOOD RING GASKET</td> <td>0.100</td> <td>PZ</td> </tr> <tr> <td>RS1215B0</td> <td>1 TURN 147W 105V FLAT ELEMENT</td> <td>1</td> <td>PZ</td> </tr> <tr> <td>SL1045A0</td> <td>S57 BLACK SILICONE - 80ML CARTRIDGE</td> <td>1</td> <td>PZ</td> </tr> <tr> <td>VI1220A1</td> <td>4,2X12 TCB SELF-TAPPIN G SCREW</td> <td>2</td> <td>PZ</td> </tr> </tbody> </table> | Code | Description | Qty | UOM | GN1672A1 | RS1274A ELEMENT GASKET | 1 | PZ | MOV0009A0 | HOOD RING GASKET | 0.100 | PZ | RS1215B0 | 1 TURN 147W 105V FLAT ELEMENT | 1 | PZ | SL1045A0 | S57 BLACK SILICONE - 80ML CARTRIDGE | 1 | PZ | VI1220A1 | 4,2X12 TCB SELF-TAPPIN G SCREW | 2 | PZ |
| Code | Description | Qty | UOM | | | | | | | | | | | | | | | | | | | | | | | | | | |
| GN1672A1 | RS1274A ELEMENT GASKET | 1 | PZ | | | | | | | | | | | | | | | | | | | | | | | | | | |
| MOV0009A0 | HOOD RING GASKET | 0.100 | PZ | | | | | | | | | | | | | | | | | | | | | | | | | | |
| RS1215B0 | 1 TURN 147W 105V FLAT ELEMENT | 1 | PZ | | | | | | | | | | | | | | | | | | | | | | | | | | |
| SL1045A0 | S57 BLACK SILICONE - 80ML CARTRIDGE | 1 | PZ | | | | | | | | | | | | | | | | | | | | | | | | | | |
| VI1220A1 | 4,2X12 TCB SELF-TAPPIN G SCREW | 2 | PZ | | | | | | | | | | | | | | | | | | | | | | | | | | |
| | | | KRS0026A | BIG-L 147W MOTOR BRAKING ELEMENT KIT | <table border="1"> <thead> <tr> <th>Code</th> <th>Description</th> <th>Qty</th> <th>UOM</th> </tr> </thead> <tbody> <tr> <td>GN1672A0</td> <td>RS1274A/RS1215A BREAKING ELEMENT GASKET</td> <td>1</td> <td>PZ</td> </tr> <tr> <td>GN1672A1</td> <td>RS1274A ELEMENT GASKET</td> <td>1</td> <td>PZ</td> </tr> <tr> <td>RS1215A1</td> <td>147W 105V BRAKING ELEMENT</td> <td>1</td> <td>PZ</td> </tr> <tr> <td>SL1045A0</td> <td>S57 BLACK SILICONE - 80ML CARTRIDGE</td> <td>1</td> <td>PZ</td> </tr> <tr> <td>VI1220A1</td> <td>4,2X12 TCB SELF-TAPPIN G SCREW</td> <td>2</td> <td>PZ</td> </tr> </tbody> </table> | Code | Description | Qty | UOM | GN1672A0 | RS1274A/RS1215A BREAKING ELEMENT GASKET | 1 | PZ | GN1672A1 | RS1274A ELEMENT GASKET | 1 | PZ | RS1215A1 | 147W 105V BRAKING ELEMENT | 1 | PZ | SL1045A0 | S57 BLACK SILICONE - 80ML CARTRIDGE | 1 | PZ | VI1220A1 | 4,2X12 TCB SELF-TAPPIN G SCREW | 2 | PZ |
| Code | Description | Qty | UOM | | | | | | | | | | | | | | | | | | | | | | | | | | |
| GN1672A0 | RS1274A/RS1215A BREAKING ELEMENT GASKET | 1 | PZ | | | | | | | | | | | | | | | | | | | | | | | | | | |
| GN1672A1 | RS1274A ELEMENT GASKET | 1 | PZ | | | | | | | | | | | | | | | | | | | | | | | | | | |
| RS1215A1 | 147W 105V BRAKING ELEMENT | 1 | PZ | | | | | | | | | | | | | | | | | | | | | | | | | | |
| SL1045A0 | S57 BLACK SILICONE - 80ML CARTRIDGE | 1 | PZ | | | | | | | | | | | | | | | | | | | | | | | | | | |
| VI1220A1 | 4,2X12 TCB SELF-TAPPIN G SCREW | 2 | PZ | | | | | | | | | | | | | | | | | | | | | | | | | | |

| COMPONENT | | | SPARE PART | | | | | | | | | | | | | | | | | | | | | | | | | | |
|-----------|---|---|------------|--|---|------|-------------|-----|-----|----------|---|---|----|-----------|---------------------------|-------|----|----------|----------------------------------|-------|----|----------|-------------------------------------|---|----|----------|-------------------------------|---|----|
| Code | Description | Image | Code | Description | Components list | | | | | | | | | | | | | | | | | | | | | | | | |
| GN1672A | RS1274A ELEMENT GASKET |  | KG1672A | 71X19 HEATING ELEMENT GASKET 5 PCS KIT | <table border="1"> <thead> <tr> <th>Code</th> <th>Description</th> <th>Qty</th> <th>UOM</th> </tr> </thead> <tbody> <tr> <td>GN1672A0</td> <td>RS1274A/RS1215A BREAKING ELEMENT GASKET</td> <td>5</td> <td>PZ</td> </tr> <tr> <td>GN1672A1</td> <td>RS1274A ELEMENT GASKET</td> <td>5</td> <td>PZ</td> </tr> <tr> <td>VM1224A0</td> <td>65MY 220MM 2 COLOURS SHRINK TUBE</td> <td>0.250</td> <td>M</td> </tr> </tbody> </table> | Code | Description | Qty | UOM | GN1672A0 | RS1274A/RS1215A BREAKING ELEMENT GASKET | 5 | PZ | GN1672A1 | RS1274A ELEMENT GASKET | 5 | PZ | VM1224A0 | 65MY 220MM 2 COLOURS SHRINK TUBE | 0.250 | M | | | | | | | | |
| Code | Description | Qty | UOM | | | | | | | | | | | | | | | | | | | | | | | | | | |
| GN1672A0 | RS1274A/RS1215A BREAKING ELEMENT GASKET | 5 | PZ | | | | | | | | | | | | | | | | | | | | | | | | | | |
| GN1672A1 | RS1274A ELEMENT GASKET | 5 | PZ | | | | | | | | | | | | | | | | | | | | | | | | | | |
| VM1224A0 | 65MY 220MM 2 COLOURS SHRINK TUBE | 0.250 | M | | | | | | | | | | | | | | | | | | | | | | | | | | |
| RS1274B | 1 TURN 100W 60V FLAT ELEMENT |  | KRS1274B | 100W MOTOR BRAKING ELEMENT KIT | <table border="1"> <thead> <tr> <th>Code</th> <th>Description</th> <th>Qty</th> <th>UOM</th> </tr> </thead> <tbody> <tr> <td>GN1672A1</td> <td>RS1274A ELEMENT GASKET</td> <td>1</td> <td>PZ</td> </tr> <tr> <td>MOV0009A0</td> <td>HOOD RING GASKET GN1110A2</td> <td>0.100</td> <td>PZ</td> </tr> <tr> <td>RS1274B0</td> <td>1 TURN 100W 60V FLAT ELEMENT</td> <td>1</td> <td>PZ</td> </tr> <tr> <td>SL1045A0</td> <td>S57 BLACK SILICONE - 80ML CARTRIDGE</td> <td>1</td> <td>PZ</td> </tr> <tr> <td>VI1220A1</td> <td>4,2X12 TCB SELF-TAPPING SCREW</td> <td>2</td> <td>PZ</td> </tr> </tbody> </table> | Code | Description | Qty | UOM | GN1672A1 | RS1274A ELEMENT GASKET | 1 | PZ | MOV0009A0 | HOOD RING GASKET GN1110A2 | 0.100 | PZ | RS1274B0 | 1 TURN 100W 60V FLAT ELEMENT | 1 | PZ | SL1045A0 | S57 BLACK SILICONE - 80ML CARTRIDGE | 1 | PZ | VI1220A1 | 4,2X12 TCB SELF-TAPPING SCREW | 2 | PZ |
| Code | Description | Qty | UOM | | | | | | | | | | | | | | | | | | | | | | | | | | |
| GN1672A1 | RS1274A ELEMENT GASKET | 1 | PZ | | | | | | | | | | | | | | | | | | | | | | | | | | |
| MOV0009A0 | HOOD RING GASKET GN1110A2 | 0.100 | PZ | | | | | | | | | | | | | | | | | | | | | | | | | | |
| RS1274B0 | 1 TURN 100W 60V FLAT ELEMENT | 1 | PZ | | | | | | | | | | | | | | | | | | | | | | | | | | |
| SL1045A0 | S57 BLACK SILICONE - 80ML CARTRIDGE | 1 | PZ | | | | | | | | | | | | | | | | | | | | | | | | | | |
| VI1220A1 | 4,2X12 TCB SELF-TAPPING SCREW | 2 | PZ | | | | | | | | | | | | | | | | | | | | | | | | | | |
| GN1672A | RS1274A ELEMENT GASKET |  | KG1672A | 71X19 HEATING ELEMENT GASKET 5 PCS KIT | <table border="1"> <thead> <tr> <th>Code</th> <th>Description</th> <th>Qty</th> <th>UOM</th> </tr> </thead> <tbody> <tr> <td>GN1672A0</td> <td>RS1274A/RS1215A BREAKING ELEMENT GASKET</td> <td>5</td> <td>PZ</td> </tr> <tr> <td>GN1672A1</td> <td>RS1274A ELEMENT GASKET</td> <td>5</td> <td>PZ</td> </tr> <tr> <td>VM1224A0</td> <td>65MY 220MM 2 COLOURS SHRINK TUBE</td> <td>0.250</td> <td>M</td> </tr> </tbody> </table> | Code | Description | Qty | UOM | GN1672A0 | RS1274A/RS1215A BREAKING ELEMENT GASKET | 5 | PZ | GN1672A1 | RS1274A ELEMENT GASKET | 5 | PZ | VM1224A0 | 65MY 220MM 2 COLOURS SHRINK TUBE | 0.250 | M | | | | | | | | |
| Code | Description | Qty | UOM | | | | | | | | | | | | | | | | | | | | | | | | | | |
| GN1672A0 | RS1274A/RS1215A BREAKING ELEMENT GASKET | 5 | PZ | | | | | | | | | | | | | | | | | | | | | | | | | | |
| GN1672A1 | RS1274A ELEMENT GASKET | 5 | PZ | | | | | | | | | | | | | | | | | | | | | | | | | | |
| VM1224A0 | 65MY 220MM 2 COLOURS SHRINK TUBE | 0.250 | M | | | | | | | | | | | | | | | | | | | | | | | | | | |


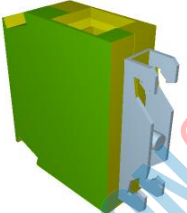


ASM2519A/0.D02 - Electrical system



ASM2519A/0.D02 - Electrical system



| COMPONENT | | | SPARE PART | | | | | | | | | | | | | | | | | | | | | | |
|-----------|-------------------------------------|---|------------|-----------------------------------|--|------|-------------|-----|-----|----------|----------------------------------|-------|----|----------|-------------------------------------|----|----|----------|-------------------------------------|-------|----|----------|----------------------------------|-------|---|
| Code | Description | Image | Code | Description | Components list | | | | | | | | | | | | | | | | | | | | |
| CN1003A | 6,3 UF MOTOR CAPACITOR |  | KCN1003A | 6,3 UF MOTOR CAPACITOR KIT | <table border="1"> <thead> <tr> <th>Code</th> <th>Description</th> <th>Qty</th> <th>UOM</th> </tr> </thead> <tbody> <tr> <td>CN1003A0</td> <td>6,3 UF MOTOR CAPACITOR</td> <td>1</td> <td>PZ</td> </tr> <tr> <td>VI1931A0</td> <td>M8 NUT+INDENTE D WASHER D=8 X COND.</td> <td>1</td> <td>PZ</td> </tr> <tr> <td>VI1932A0</td> <td>M8 NUT+INDENTE D WASHER D=8 X COND.</td> <td>1</td> <td>PZ</td> </tr> <tr> <td>VM1224A0</td> <td>65MY 220MM 2 COLOURS SHRINK TUBE</td> <td>0.200</td> <td>M</td> </tr> </tbody> </table> | Code | Description | Qty | UOM | CN1003A0 | 6,3 UF MOTOR CAPACITOR | 1 | PZ | VI1931A0 | M8 NUT+INDENTE D WASHER D=8 X COND. | 1 | PZ | VI1932A0 | M8 NUT+INDENTE D WASHER D=8 X COND. | 1 | PZ | VM1224A0 | 65MY 220MM 2 COLOURS SHRINK TUBE | 0.200 | M |
| Code | Description | Qty | UOM | | | | | | | | | | | | | | | | | | | | | | |
| CN1003A0 | 6,3 UF MOTOR CAPACITOR | 1 | PZ | | | | | | | | | | | | | | | | | | | | | | |
| VI1931A0 | M8 NUT+INDENTE D WASHER D=8 X COND. | 1 | PZ | | | | | | | | | | | | | | | | | | | | | | |
| VI1932A0 | M8 NUT+INDENTE D WASHER D=8 X COND. | 1 | PZ | | | | | | | | | | | | | | | | | | | | | | |
| VM1224A0 | 65MY 220MM 2 COLOURS SHRINK TUBE | 0.200 | M | | | | | | | | | | | | | | | | | | | | | | |
| VM1745A | CARD SUPPORT |  | KVM1745A | BOARD SUPPORT 10 PCS KIT | <table border="1"> <thead> <tr> <th>Code</th> <th>Description</th> <th>Qty</th> <th>UOM</th> </tr> </thead> <tbody> <tr> <td>VM1224A0</td> <td>65MY 220MM 2 COLOURS SHRINK TUBE</td> <td>0.200</td> <td>M</td> </tr> <tr> <td>VM1745A0</td> <td>CARD SUPPORT</td> <td>10</td> <td>PZ</td> </tr> </tbody> </table> | Code | Description | Qty | UOM | VM1224A0 | 65MY 220MM 2 COLOURS SHRINK TUBE | 0.200 | M | VM1745A0 | CARD SUPPORT | 10 | PZ | | | | | | | | |
| Code | Description | Qty | UOM | | | | | | | | | | | | | | | | | | | | | | |
| VM1224A0 | 65MY 220MM 2 COLOURS SHRINK TUBE | 0.200 | M | | | | | | | | | | | | | | | | | | | | | | |
| VM1745A0 | CARD SUPPORT | 10 | PZ | | | | | | | | | | | | | | | | | | | | | | |
| VE1115A | 20 A 230V 4 POLES MINICONTACTOR |  | KVE1115A | 20A 230V 4 POLES MINICONTACTOR KI | <table border="1"> <thead> <tr> <th>Code</th> <th>Description</th> <th>Qty</th> <th>UOM</th> </tr> </thead> <tbody> <tr> <td>VE1115A0</td> <td>20 A 230V 4 POLES MINICONTACTOR</td> <td>1</td> <td>PZ</td> </tr> <tr> <td>VM1075A1</td> <td>PLASTIC CLIP TO FIX CONTACTORS</td> <td>4</td> <td>PZ</td> </tr> <tr> <td>VM1224A0</td> <td>65MY 220MM 2 COLOURS SHRINK TUBE</td> <td>0.250</td> <td>M</td> </tr> </tbody> </table> | Code | Description | Qty | UOM | VE1115A0 | 20 A 230V 4 POLES MINICONTACTOR | 1 | PZ | VM1075A1 | PLASTIC CLIP TO FIX CONTACTORS | 4 | PZ | VM1224A0 | 65MY 220MM 2 COLOURS SHRINK TUBE | 0.250 | M | | | | |
| Code | Description | Qty | UOM | | | | | | | | | | | | | | | | | | | | | | |
| VE1115A0 | 20 A 230V 4 POLES MINICONTACTOR | 1 | PZ | | | | | | | | | | | | | | | | | | | | | | |
| VM1075A1 | PLASTIC CLIP TO FIX CONTACTORS | 4 | PZ | | | | | | | | | | | | | | | | | | | | | | |
| VM1224A0 | 65MY 220MM 2 COLOURS SHRINK TUBE | 0.250 | M | | | | | | | | | | | | | | | | | | | | | | |
| VM1056A | SMALL CONTACTOR BRACKET VE1115A |  | VM1056A0 | SMALL CONTACTOR BRACKET VE1115A | | | | | | | | | | | | | | | | | | | | | |

| COMPONENT | | | SPARE PART | | | | | | | | | | | | | | | | | | | | | | | | | | |
|-----------|--|---|------------|--|--|------|-------------|-----|-----|-----------|---------------------------------------|-------|----|----------|--|-------|----|----------|---------------------------------|---|----|----------|--------------|---|----|----------|--------------------------------------|---|----|
| Code | Description | Image | Code | Description | Components list | | | | | | | | | | | | | | | | | | | | | | | | |
| CE1420A | 8 WAYS UNIPOLAR TERMINAL BLOCK Z16-8D |  | KCE1420A | 8 WAY Z16-8D UNIPOLAR TERMINAL BOARD KIT | <table border="1"> <thead> <tr> <th>Code</th> <th>Description</th> <th>Qty</th> <th>UOM</th> </tr> </thead> <tbody> <tr> <td>CE1420A0</td> <td>8 WAYS UNIPOLAR TERMINAL BLOCK Z16-8D</td> <td>1</td> <td>PZ</td> </tr> <tr> <td>VM1224A0</td> <td>65MY 220MM 2 COLOURS SHRINK TUBE</td> <td>0.250</td> <td>M</td> </tr> </tbody> </table> | Code | Description | Qty | UOM | CE1420A0 | 8 WAYS UNIPOLAR TERMINAL BLOCK Z16-8D | 1 | PZ | VM1224A0 | 65MY 220MM 2 COLOURS SHRINK TUBE | 0.250 | M | | | | | | | | | | | | |
| Code | Description | Qty | UOM | | | | | | | | | | | | | | | | | | | | | | | | | | |
| CE1420A0 | 8 WAYS UNIPOLAR TERMINAL BLOCK Z16-8D | 1 | PZ | | | | | | | | | | | | | | | | | | | | | | | | | | |
| VM1224A0 | 65MY 220MM 2 COLOURS SHRINK TUBE | 0.250 | M | | | | | | | | | | | | | | | | | | | | | | | | | | |
| MR1011A | UL 125A GROUND TERMINAL |  | KMR1011A | UL 125A GROUND TERMINAL KIT | <table border="1"> <thead> <tr> <th>Code</th> <th>Description</th> <th>Qty</th> <th>UOM</th> </tr> </thead> <tbody> <tr> <td>MR1011A0</td> <td>UL 125A GROUND TERMINAL</td> <td>1</td> <td>PZ</td> </tr> <tr> <td>VM1224A0</td> <td>65MY 220MM 2 COLOURS SHRINK TUBE</td> <td>0.300</td> <td>M</td> </tr> </tbody> </table> | Code | Description | Qty | UOM | MR1011A0 | UL 125A GROUND TERMINAL | 1 | PZ | VM1224A0 | 65MY 220MM 2 COLOURS SHRINK TUBE | 0.300 | M | | | | | | | | | | | | |
| Code | Description | Qty | UOM | | | | | | | | | | | | | | | | | | | | | | | | | | |
| MR1011A0 | UL 125A GROUND TERMINAL | 1 | PZ | | | | | | | | | | | | | | | | | | | | | | | | | | |
| VM1224A0 | 65MY 220MM 2 COLOURS SHRINK TUBE | 0.300 | M | | | | | | | | | | | | | | | | | | | | | | | | | | |
| VE1639A | TRANSFORMER 230-12VAC 60VA |  | KVE1639A | 230-12VAC 60VA TRANSFORMER KIT | <table border="1"> <thead> <tr> <th>Code</th> <th>Description</th> <th>Qty</th> <th>UOM</th> </tr> </thead> <tbody> <tr> <td>VE1639A0</td> <td>TRANSFORMER 230-12VAC 60VA</td> <td>1</td> <td>PZ</td> </tr> <tr> <td>VI1950A0</td> <td>ST. STEEL 4.2X13 TCB SELF-DRILLING SCREW</td> <td>4</td> <td>PZ</td> </tr> </tbody> </table> | Code | Description | Qty | UOM | VE1639A0 | TRANSFORMER 230-12VAC 60VA | 1 | PZ | VI1950A0 | ST. STEEL 4.2X13 TCB SELF-DRILLING SCREW | 4 | PZ | | | | | | | | | | | | |
| Code | Description | Qty | UOM | | | | | | | | | | | | | | | | | | | | | | | | | | |
| VE1639A0 | TRANSFORMER 230-12VAC 60VA | 1 | PZ | | | | | | | | | | | | | | | | | | | | | | | | | | |
| VI1950A0 | ST. STEEL 4.2X13 TCB SELF-DRILLING SCREW | 4 | PZ | | | | | | | | | | | | | | | | | | | | | | | | | | |
| PE2037A | MIND.MAPS ONE POWER CARD |  | KPE2037A | MIND.MAPS ONE POWER BOARD KIT | <table border="1"> <thead> <tr> <th>Code</th> <th>Description</th> <th>Qty</th> <th>UOM</th> </tr> </thead> <tbody> <tr> <td>MOV0003A0</td> <td>HOOD RING GASKET GN1110A2</td> <td>0.100</td> <td>PZ</td> </tr> <tr> <td>PE2037A0</td> <td>MIND.MAPS ONE POWER CARD</td> <td>1</td> <td>PZ</td> </tr> <tr> <td>VI1850A0</td> <td>M4X6 NICKEL PLATED FIXING SCREW</td> <td>9</td> <td>PZ</td> </tr> <tr> <td>VM1745A0</td> <td>CARD SUPPORT</td> <td>9</td> <td>PZ</td> </tr> <tr> <td>VM2147A0</td> <td>410X343X15 MM PINK SMOOTH ESD SPONGE</td> <td>1</td> <td>PZ</td> </tr> </tbody> </table> | Code | Description | Qty | UOM | MOV0003A0 | HOOD RING GASKET GN1110A2 | 0.100 | PZ | PE2037A0 | MIND.MAPS ONE POWER CARD | 1 | PZ | VI1850A0 | M4X6 NICKEL PLATED FIXING SCREW | 9 | PZ | VM1745A0 | CARD SUPPORT | 9 | PZ | VM2147A0 | 410X343X15 MM PINK SMOOTH ESD SPONGE | 1 | PZ |
| Code | Description | Qty | UOM | | | | | | | | | | | | | | | | | | | | | | | | | | |
| MOV0003A0 | HOOD RING GASKET GN1110A2 | 0.100 | PZ | | | | | | | | | | | | | | | | | | | | | | | | | | |
| PE2037A0 | MIND.MAPS ONE POWER CARD | 1 | PZ | | | | | | | | | | | | | | | | | | | | | | | | | | |
| VI1850A0 | M4X6 NICKEL PLATED FIXING SCREW | 9 | PZ | | | | | | | | | | | | | | | | | | | | | | | | | | |
| VM1745A0 | CARD SUPPORT | 9 | PZ | | | | | | | | | | | | | | | | | | | | | | | | | | |
| VM2147A0 | 410X343X15 MM PINK SMOOTH ESD SPONGE | 1 | PZ | | | | | | | | | | | | | | | | | | | | | | | | | | |

| COMPONENT | | | SPARE PART | | | | | | | | | | | | | | |
|-----------|---|---|------------|--|---|------|-------------|-----|-----|----------|---|----|----|----------|---|-------|----|
| Code | Description | Image | Code | Description | Components list | | | | | | | | | | | | |
| VM1188A | BL SHOP.PRO POWER BOARD WIRE PASSAGE |  | KVM1188A | BL SP POWER BOARD WIRE PASSAGE 10 PC KIT | <table border="1"> <thead> <tr> <th>Code</th> <th>Description</th> <th>Qty</th> <th>UOM</th> </tr> </thead> <tbody> <tr> <td>VM1188A0</td> <td>BL SHOP.PRO POWER BOARD WIRE PASSAGE</td> <td>10</td> <td>PZ</td> </tr> <tr> <td>VM1224A0</td> <td>65MY 220MM 2 COLOURS SHRINK TUBE</td> <td>0.200</td> <td>M</td> </tr> </tbody> </table> | Code | Description | Qty | UOM | VM1188A0 | BL SHOP.PRO POWER BOARD WIRE PASSAGE | 10 | PZ | VM1224A0 | 65MY 220MM 2 COLOURS SHRINK TUBE | 0.200 | M |
| Code | Description | Qty | UOM | | | | | | | | | | | | | | |
| VM1188A0 | BL SHOP.PRO POWER BOARD WIRE PASSAGE | 10 | PZ | | | | | | | | | | | | | | |
| VM1224A0 | 65MY 220MM 2 COLOURS SHRINK TUBE | 0.200 | M | | | | | | | | | | | | | | |
| PE1039A | 220-240V TWO-PHASE EMC FILTER CARD |  | KPE1039A | 220-240V EMC TWO-PHASE FILTER CARD KIT | <table border="1"> <thead> <tr> <th>Code</th> <th>Description</th> <th>Qty</th> <th>UOM</th> </tr> </thead> <tbody> <tr> <td>PE1039A0</td> <td>220-240V TWO-PHASE EMC FILTER CARD</td> <td>1</td> <td>PZ</td> </tr> <tr> <td>VM2147A0</td> <td>410X343X15 MM PINK SMOOTH ESD SPONGE</td> <td>1</td> <td>PZ</td> </tr> </tbody> </table> | Code | Description | Qty | UOM | PE1039A0 | 220-240V TWO-PHASE EMC FILTER CARD | 1 | PZ | VM2147A0 | 410X343X15 MM PINK SMOOTH ESD SPONGE | 1 | PZ |
| Code | Description | Qty | UOM | | | | | | | | | | | | | | |
| PE1039A0 | 220-240V TWO-PHASE EMC FILTER CARD | 1 | PZ | | | | | | | | | | | | | | |
| VM2147A0 | 410X343X15 MM PINK SMOOTH ESD SPONGE | 1 | PZ | | | | | | | | | | | | | | |
| 0H2122A | XEVL BIG TRANSFORMERS SUPPORT |  | 0H2122A0 | XEVL BIG TRANSFORMERS SUPPORT | | | | | | | | | | | | | |
| 0H2053A | L=290MM OMEGA BAR |  | 0H2053A0 | L=290MM OMEGA BAR | | | | | | | | | | | | | |
| 0P1028A | EL ONE XEVL BIG EL. COMPONENTS HOLDER |  | 0P1028A0 | EL ONE XEVL BIG EL. COMPONENTS HOLDER | | | | | | | | | | | | | |



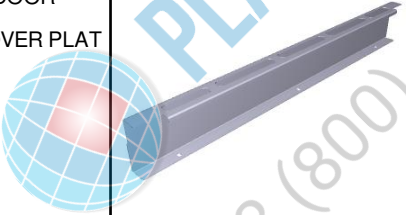


ASM2415C/0.D00 - Door






ASM2415C/0.D00 - Door



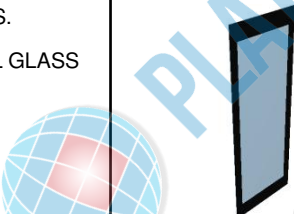





| COMPONENT | | | SPARE PART | | | | | | | | | | | | | | | | | | |
|-----------|---|---|------------|---------------------------------------|---|------|-------------|-----|-----|----------|---|-------|---|----------|----------------------------------|---|----|----------|-----------------------|-------|---|
| Code | Description | Image | Code | Description | Components list | | | | | | | | | | | | | | | | |
| LP1029A | MM L=1199 NO LED LIGHT BAR COVER |  | KLP1029A | L119 MM NO LED LIGHT COVER KIT | <table border="1"> <thead> <tr> <th>Code</th> <th>Description</th> <th>Qty</th> <th>UOM</th> </tr> </thead> <tbody> <tr> <td>IP1385A1</td> <td>CORNER POLYSTYREN E PACKING 110X80X2000</td> <td>2.540</td> <td>M</td> </tr> <tr> <td>LP1029A0</td> <td>MM L=1199 NO LED LIGHT BAR COVER</td> <td>1</td> <td>PZ</td> </tr> <tr> <td>VM1059A1</td> <td>HEAT SHRINK FILM H800</td> <td>2.540</td> <td>M</td> </tr> </tbody> </table> | Code | Description | Qty | UOM | IP1385A1 | CORNER POLYSTYREN E PACKING 110X80X2000 | 2.540 | M | LP1029A0 | MM L=1199 NO LED LIGHT BAR COVER | 1 | PZ | VM1059A1 | HEAT SHRINK FILM H800 | 2.540 | M |
| Code | Description | Qty | UOM | | | | | | | | | | | | | | | | | | |
| IP1385A1 | CORNER POLYSTYREN E PACKING 110X80X2000 | 2.540 | M | | | | | | | | | | | | | | | | | | |
| LP1029A0 | MM L=1199 NO LED LIGHT BAR COVER | 1 | PZ | | | | | | | | | | | | | | | | | | |
| VM1059A1 | HEAT SHRINK FILM H800 | 2.540 | M | | | | | | | | | | | | | | | | | | |
| 0B1344A | XEVL BIG DOOR FRONT LOWER PLATE |  | 0B1344A0 | XEVL BIG DOOR FRONT LOWER PLATE | | | | | | | | | | | | | | | | | |
| 0B1383A | XEVL BIG DOOR UPPER COVER PLAT |  | 0B1383A0 | XEVL BIG DOOR UPPER COVER PLAT | | | | | | | | | | | | | | | | | |
| 0H1996A | BIG DOOR-TROLLEY PUSHING CAM PLAT |  | 0H1996A0 | BIG DOOR-TROLLEY PUSHING CAM PLAT | | | | | | | | | | | | | | | | | |
| VM2555A | BIG OVEN RIGHT DOOR GROOVED LOWER CAP |  | VM2555A0 | BIG OVEN RIGHT DOOR GROOVED LOWER CAP | | | | | | | | | | | | | | | | | |


| COMPONENT | | | SPARE PART | | |
|-----------|--|---|------------|--|-----------------|
| Code | Description | Image | Code | Description | Components list |
| VI1930A | ST. STEEL 5X20 CHIP SCREW |  | VI1930A1 | ST. STEEL 5X20 CHIP SCREW | |
| VM1326A | BIG DOOR LOWER ROLLER PIN |  | KVM1326A | BIG DOOR LOWER ROLLER + PIN KIT | |
| VM1332A | BIG DOOR LOWER ROLLER |  | KVM1326A | BIG DOOR LOWER ROLLER + PIN KIT | |
| VM2557A | BIG - DOOR LOWER CAP ROLLERWHEEL SUPPORT |  | VM2557A0 | BIG - DOOR LOWER CAP ROLLERWHEEL SUPPORT | |
| VI1930A | ST. STEEL 5X20 CHIP SCREW |  | VI1930A1 | ST. STEEL 5X20 CHIP SCREW | |

| COMPONENT | | | SPARE PART | | |
|-----------|---|---|------------|---|-----------------|
| Code | Description | Image | Code | Description | Components list |
| TB3334A | UPPER DOOR CROSS TUBE |  | TB3334A0 | UPPER DOOR CROSS TUBE | |
| ML1013A | BIG TROLLEY GASKET FLIPPER LEFT SPRING |  | ML1013A0 | BIG TROLLEY GASKET FLIPPER LEFT SPRING | |
| ML1014A | BIG TROLLEY GASKET FLIPPER RIGHT SPRING |  | ML1014A0 | BIG TROLLEY GASKET FLIPPER RIGHT SPRING | |
| VM1297A | BIG GASKET PLATE PUSHER |  | VM1297A0 | BIG GASKET PLATE PUSHER | |
| VM1298A | TROLLEY GASKET PUSHER LEFT SUPPORT |  | VM1298A0 | TROLLEY GASKET PUSHER LEFT SUPPORT | |


| COMPONENT | | | SPARE PART | | | | | | | | | | | | | | | | | | | | | | | | | | | | | | | | | | | | | | | | | | |
|-----------|---|---|------------|------------------------------|--|------|-------------|-----|-----|----------|---|---|----|----------|---------------------------|---|----|----------|---------------------------|---|----|----------|--|-------|---|----------|---|---|---|----------|-----------------------------|-----|----|----------|------------------------|---|----|----------|-----------------------|---|---|----------|----------------------------|---|----|
| Code | Description | Image | Code | Description | Components list | | | | | | | | | | | | | | | | | | | | | | | | | | | | | | | | | | | | | | | | |
| VM1299A | RIGHT SUPPORT GASKET BIG |  | VM1299A0 | RIGHT SUPPORT GASKET BIG | | | | | | | | | | | | | | | | | | | | | | | | | | | | | | | | | | | | | | | | | |
| VI1930A | ST. STEEL 5X20 CHIP SCREW |  | VI1930A1 | ST. STEEL 5X20 CHIP SCREW | | | | | | | | | | | | | | | | | | | | | | | | | | | | | | | | | | | | | | | | | |
| VT1341A | XEVL BIG S. EXTERNAL GLASS |  | KVT1341A | BIG-L EXTERNAL GLASS KIT | <table border="1"> <thead> <tr> <th>Code</th> <th>Description</th> <th>Qty</th> <th>UOM</th> </tr> </thead> <tbody> <tr> <td>OB1340A0</td> <td>XEVL BIG EXTERNAL GLASS SUPPORT PROFILE</td> <td>2</td> <td>PZ</td> </tr> <tr> <td>ED1090A0</td> <td>COATED WHITE LABEL 100X45</td> <td>1</td> <td>PZ</td> </tr> <tr> <td>IL1050B0</td> <td>WOODEN PALLET 965X875X123</td> <td>1</td> <td>PZ</td> </tr> <tr> <td>IP1385A1</td> <td>CORNER POLYSTYRENE PACKING 110X80X2000</td> <td>2.500</td> <td>M</td> </tr> <tr> <td>IP1508A1</td> <td>POLYSTYRENE U SHAPED PROFILE 2000X60X60</td> <td>2</td> <td>M</td> </tr> <tr> <td>SL1155A1</td> <td>LOCTITE BICOMPONENT SILICON</td> <td>300</td> <td>ML</td> </tr> <tr> <td>SL1156A0</td> <td>NOZZLE FOR SILICON GUN</td> <td>1</td> <td>PZ</td> </tr> <tr> <td>VM1059A1</td> <td>HEAT SHRINK FILM H800</td> <td>2</td> <td>M</td> </tr> <tr> <td>VT1341A0</td> <td>XEVL BIG S. EXTERNAL GLASS</td> <td>1</td> <td>PZ</td> </tr> </tbody> </table> | Code | Description | Qty | UOM | OB1340A0 | XEVL BIG EXTERNAL GLASS SUPPORT PROFILE | 2 | PZ | ED1090A0 | COATED WHITE LABEL 100X45 | 1 | PZ | IL1050B0 | WOODEN PALLET 965X875X123 | 1 | PZ | IP1385A1 | CORNER POLYSTYRENE PACKING 110X80X2000 | 2.500 | M | IP1508A1 | POLYSTYRENE U SHAPED PROFILE 2000X60X60 | 2 | M | SL1155A1 | LOCTITE BICOMPONENT SILICON | 300 | ML | SL1156A0 | NOZZLE FOR SILICON GUN | 1 | PZ | VM1059A1 | HEAT SHRINK FILM H800 | 2 | M | VT1341A0 | XEVL BIG S. EXTERNAL GLASS | 1 | PZ |
| Code | Description | Qty | UOM | | | | | | | | | | | | | | | | | | | | | | | | | | | | | | | | | | | | | | | | | | |
| OB1340A0 | XEVL BIG EXTERNAL GLASS SUPPORT PROFILE | 2 | PZ | | | | | | | | | | | | | | | | | | | | | | | | | | | | | | | | | | | | | | | | | | |
| ED1090A0 | COATED WHITE LABEL 100X45 | 1 | PZ | | | | | | | | | | | | | | | | | | | | | | | | | | | | | | | | | | | | | | | | | | |
| IL1050B0 | WOODEN PALLET 965X875X123 | 1 | PZ | | | | | | | | | | | | | | | | | | | | | | | | | | | | | | | | | | | | | | | | | | |
| IP1385A1 | CORNER POLYSTYRENE PACKING 110X80X2000 | 2.500 | M | | | | | | | | | | | | | | | | | | | | | | | | | | | | | | | | | | | | | | | | | | |
| IP1508A1 | POLYSTYRENE U SHAPED PROFILE 2000X60X60 | 2 | M | | | | | | | | | | | | | | | | | | | | | | | | | | | | | | | | | | | | | | | | | | |
| SL1155A1 | LOCTITE BICOMPONENT SILICON | 300 | ML | | | | | | | | | | | | | | | | | | | | | | | | | | | | | | | | | | | | | | | | | | |
| SL1156A0 | NOZZLE FOR SILICON GUN | 1 | PZ | | | | | | | | | | | | | | | | | | | | | | | | | | | | | | | | | | | | | | | | | | |
| VM1059A1 | HEAT SHRINK FILM H800 | 2 | M | | | | | | | | | | | | | | | | | | | | | | | | | | | | | | | | | | | | | | | | | | |
| VT1341A0 | XEVL BIG S. EXTERNAL GLASS | 1 | PZ | | | | | | | | | | | | | | | | | | | | | | | | | | | | | | | | | | | | | | | | | | |
| | | | KDR1310A | BIG-L CHEFTOP DOOR KIT | <table border="1"> <thead> <tr> <th>Code</th> <th>Description</th> <th>Qty</th> <th>UOM</th> </tr> </thead> <tbody> <tr> <td>OB1335A0</td> <td></td> <td>1</td> <td>PZ</td> </tr> </tbody> </table> | Code | Description | Qty | UOM | OB1335A0 | | 1 | PZ | | | | | | | | | | | | | | | | | | | | | | | | | | | | | | | | |
| Code | Description | Qty | UOM | | | | | | | | | | | | | | | | | | | | | | | | | | | | | | | | | | | | | | | | | | |
| OB1335A0 | | 1 | PZ | | | | | | | | | | | | | | | | | | | | | | | | | | | | | | | | | | | | | | | | | | |







| COMPONENT | | | SPARE PART | | | | | | | | | | | | | | | | | | | | | | | | | | | | | | | | | | | | | | | | | | | | | | | | | | | | | | | | | | | | | | | | | | | | | | | | | | | | | | |
|-----------|---|---|------------|---------------------------|--|------|-------------|-----|-----|----------|---|---|----|----------|--|---|----|----------|--|---|----|----------|---|---|----|----------|---|---|----|----------|---------------------------------------|---|----|----------|---------------------------------------|---|----|----------|--|---|----|----------|--|---|----|----------|--|---|----|----------|--------------------------------|---|----|----------|-------------------------|---|----|----------|---|---|---|----------|----------------------------|---|----|----------|--|---|----|----------|--|---|----|----------|--|---|----|----------|--|---|----|
| Code | Description | Image | Code | Description | Components list | | | | | | | | | | | | | | | | | | | | | | | | | | | | | | | | | | | | | | | | | | | | | | | | | | | | | | | | | | | | | | | | | | | | | | | | | | | | |
| VT1341A | XEVL BIG S. EXTERNAL GLASS |  | KDR1310A | BIG-L CHEFTOP DOOR KIT | <table border="1"> <thead> <tr> <th>Code</th> <th>Description</th> <th>Qty</th> <th>UOM</th> </tr> </thead> <tbody> <tr> <td>0B1335B0</td> <td>XEVL BIG RIGHT DOOR LEFT EXT. COLUMN</td> <td>1</td> <td>PZ</td> </tr> <tr> <td>0B1336A0</td> <td>XEVL BIG RIGHT DOOR RIGHT EXT. COLUMN</td> <td>1</td> <td>PZ</td> </tr> <tr> <td>0B1338A0</td> <td>XEVL BIG RIGHT DOOR LEFT INNER COLUMN</td> <td>1</td> <td>PZ</td> </tr> <tr> <td>0B1339A0</td> <td>XEVL BIG RIGHT DOOR RIGHT INNER COLUMN</td> <td>1</td> <td>PZ</td> </tr> <tr> <td>0B1340A0</td> <td>XEVL BIG EXTERNAL GLASS SUPPORT PROFILE</td> <td>2</td> <td>PZ</td> </tr> <tr> <td>0B1344A0</td> <td>XEVL BIG DOOR FRONT LOWER PLATE</td> <td>1</td> <td>PZ</td> </tr> <tr> <td>0B1383A0</td> <td>XEVL BIG DOOR UPPER COVER PLATE</td> <td>1</td> <td>PZ</td> </tr> <tr> <td>0B1390A0</td> <td></td> <td>1</td> <td>PZ</td> </tr> <tr> <td>0H1989A0</td> <td>BIG INNER DOUBLE GLASS LOCKING CLIP</td> <td>2</td> <td>PZ</td> </tr> <tr> <td>0H1996A0</td> <td>BIG DOOR-TROLL EY PUSHING CAM PLATE</td> <td>1</td> <td>PZ</td> </tr> <tr> <td>0H8033A0</td> <td>BIG HANDLE FIXING WASHER</td> <td>1</td> <td>PZ</td> </tr> <tr> <td>ED1240A0</td> <td>TECHNICAL DATA LABEL</td> <td>1</td> <td>PZ</td> </tr> <tr> <td>IP1508A1</td> <td>POLYSTYREN E U SHAPED PROFILE 2000X60X60</td> <td>4</td> <td>M</td> </tr> <tr> <td>LP1016A0</td> <td>E1199 L1000 LED BAR KIT</td> <td>1</td> <td>PZ</td> </tr> <tr> <td>LP1029A0</td> <td>MM L=1199 NO LED LIGHT BAR COVER</td> <td>1</td> <td>PZ</td> </tr> <tr> <td>MG1095A1</td> <td></td> <td>1</td> <td>PZ</td> </tr> <tr> <td>MG1095A2</td> <td></td> <td>1</td> <td>PZ</td> </tr> <tr> <td>MG1095A3</td> <td></td> <td>1</td> <td>PZ</td> </tr> </tbody> </table> | Code | Description | Qty | UOM | 0B1335B0 | XEVL BIG RIGHT DOOR LEFT EXT. COLUMN | 1 | PZ | 0B1336A0 | XEVL BIG RIGHT DOOR RIGHT EXT. COLUMN | 1 | PZ | 0B1338A0 | XEVL BIG RIGHT DOOR LEFT INNER COLUMN | 1 | PZ | 0B1339A0 | XEVL BIG RIGHT DOOR RIGHT INNER COLUMN | 1 | PZ | 0B1340A0 | XEVL BIG EXTERNAL GLASS SUPPORT PROFILE | 2 | PZ | 0B1344A0 | XEVL BIG DOOR FRONT LOWER PLATE | 1 | PZ | 0B1383A0 | XEVL BIG DOOR UPPER COVER PLATE | 1 | PZ | 0B1390A0 | | 1 | PZ | 0H1989A0 | BIG INNER DOUBLE GLASS LOCKING CLIP | 2 | PZ | 0H1996A0 | BIG DOOR-TROLL EY PUSHING CAM PLATE | 1 | PZ | 0H8033A0 | BIG HANDLE FIXING WASHER | 1 | PZ | ED1240A0 | TECHNICAL DATA LABEL | 1 | PZ | IP1508A1 | POLYSTYREN E U SHAPED PROFILE 2000X60X60 | 4 | M | LP1016A0 | E1199 L1000 LED BAR KIT | 1 | PZ | LP1029A0 | MM L=1199 NO LED LIGHT BAR COVER | 1 | PZ | MG1095A1 | | 1 | PZ | MG1095A2 | | 1 | PZ | MG1095A3 | | 1 | PZ |
| Code | Description | Qty | UOM | | | | | | | | | | | | | | | | | | | | | | | | | | | | | | | | | | | | | | | | | | | | | | | | | | | | | | | | | | | | | | | | | | | | | | | | | | | | | | |
| 0B1335B0 | XEVL BIG RIGHT DOOR LEFT EXT. COLUMN | 1 | PZ | | | | | | | | | | | | | | | | | | | | | | | | | | | | | | | | | | | | | | | | | | | | | | | | | | | | | | | | | | | | | | | | | | | | | | | | | | | | | | |
| 0B1336A0 | XEVL BIG RIGHT DOOR RIGHT EXT. COLUMN | 1 | PZ | | | | | | | | | | | | | | | | | | | | | | | | | | | | | | | | | | | | | | | | | | | | | | | | | | | | | | | | | | | | | | | | | | | | | | | | | | | | | | |
| 0B1338A0 | XEVL BIG RIGHT DOOR LEFT INNER COLUMN | 1 | PZ | | | | | | | | | | | | | | | | | | | | | | | | | | | | | | | | | | | | | | | | | | | | | | | | | | | | | | | | | | | | | | | | | | | | | | | | | | | | | | |
| 0B1339A0 | XEVL BIG RIGHT DOOR RIGHT INNER COLUMN | 1 | PZ | | | | | | | | | | | | | | | | | | | | | | | | | | | | | | | | | | | | | | | | | | | | | | | | | | | | | | | | | | | | | | | | | | | | | | | | | | | | | | |
| 0B1340A0 | XEVL BIG EXTERNAL GLASS SUPPORT PROFILE | 2 | PZ | | | | | | | | | | | | | | | | | | | | | | | | | | | | | | | | | | | | | | | | | | | | | | | | | | | | | | | | | | | | | | | | | | | | | | | | | | | | | | |
| 0B1344A0 | XEVL BIG DOOR FRONT LOWER PLATE | 1 | PZ | | | | | | | | | | | | | | | | | | | | | | | | | | | | | | | | | | | | | | | | | | | | | | | | | | | | | | | | | | | | | | | | | | | | | | | | | | | | | | |
| 0B1383A0 | XEVL BIG DOOR UPPER COVER PLATE | 1 | PZ | | | | | | | | | | | | | | | | | | | | | | | | | | | | | | | | | | | | | | | | | | | | | | | | | | | | | | | | | | | | | | | | | | | | | | | | | | | | | | |
| 0B1390A0 | | 1 | PZ | | | | | | | | | | | | | | | | | | | | | | | | | | | | | | | | | | | | | | | | | | | | | | | | | | | | | | | | | | | | | | | | | | | | | | | | | | | | | | |
| 0H1989A0 | BIG INNER DOUBLE GLASS LOCKING CLIP | 2 | PZ | | | | | | | | | | | | | | | | | | | | | | | | | | | | | | | | | | | | | | | | | | | | | | | | | | | | | | | | | | | | | | | | | | | | | | | | | | | | | | |
| 0H1996A0 | BIG DOOR-TROLL EY PUSHING CAM PLATE | 1 | PZ | | | | | | | | | | | | | | | | | | | | | | | | | | | | | | | | | | | | | | | | | | | | | | | | | | | | | | | | | | | | | | | | | | | | | | | | | | | | | | |
| 0H8033A0 | BIG HANDLE FIXING WASHER | 1 | PZ | | | | | | | | | | | | | | | | | | | | | | | | | | | | | | | | | | | | | | | | | | | | | | | | | | | | | | | | | | | | | | | | | | | | | | | | | | | | | | |
| ED1240A0 | TECHNICAL DATA LABEL | 1 | PZ | | | | | | | | | | | | | | | | | | | | | | | | | | | | | | | | | | | | | | | | | | | | | | | | | | | | | | | | | | | | | | | | | | | | | | | | | | | | | | |
| IP1508A1 | POLYSTYREN E U SHAPED PROFILE 2000X60X60 | 4 | M | | | | | | | | | | | | | | | | | | | | | | | | | | | | | | | | | | | | | | | | | | | | | | | | | | | | | | | | | | | | | | | | | | | | | | | | | | | | | | |
| LP1016A0 | E1199 L1000 LED BAR KIT | 1 | PZ | | | | | | | | | | | | | | | | | | | | | | | | | | | | | | | | | | | | | | | | | | | | | | | | | | | | | | | | | | | | | | | | | | | | | | | | | | | | | | |
| LP1029A0 | MM L=1199 NO LED LIGHT BAR COVER | 1 | PZ | | | | | | | | | | | | | | | | | | | | | | | | | | | | | | | | | | | | | | | | | | | | | | | | | | | | | | | | | | | | | | | | | | | | | | | | | | | | | | |
| MG1095A1 | | 1 | PZ | | | | | | | | | | | | | | | | | | | | | | | | | | | | | | | | | | | | | | | | | | | | | | | | | | | | | | | | | | | | | | | | | | | | | | | | | | | | | | |
| MG1095A2 | | 1 | PZ | | | | | | | | | | | | | | | | | | | | | | | | | | | | | | | | | | | | | | | | | | | | | | | | | | | | | | | | | | | | | | | | | | | | | | | | | | | | | | |
| MG1095A3 | | 1 | PZ | | | | | | | | | | | | | | | | | | | | | | | | | | | | | | | | | | | | | | | | | | | | | | | | | | | | | | | | | | | | | | | | | | | | | | | | | | | | | | |






| COMPONENT | | | SPARE PART | | | | | | | | | | | | | | | | | | | | | | | | | | | | | | | | | | | | | | | | | | | | | | | | | | | | | | | | | | | | | | | | | | | | | | | | | | | | | | | | | | |
|-----------|---|---|------------|---------------------------|--|------|-------------|-----|-----|----------|----------------------------------|---|----|----------|-----------------------------------|---|----|----------|---|---|----|----------|---|---|----|----------|--------------------------|---|----|----------|--|---|----|----------|-------------------------------|---|----|----------|---|---|----|----------|---------------------------|----|----|----------|--|---|----|----------|--------------------------------------|----|----|----------|---------------------------|----|----|----------|-----------------------------------|----|----|----------|---------------------------------|----|----|----------|--------------------------|---|---|----------|---------------------------|---|----|----------|---|---|----|----------|--------------------------------|---|----|----------|---------------------------------|---|----|
| Code | Description | Image | Code | Description | Components list | | | | | | | | | | | | | | | | | | | | | | | | | | | | | | | | | | | | | | | | | | | | | | | | | | | | | | | | | | | | | | | | | | | | | | | | | | | | | | | | |
| VT1341A | XEVL BIG S. EXTERNAL GLASS |  | KDR1310A | BIG-L CHEFTOP DOOR KIT | <table border="1"> <thead> <tr> <th>Code</th> <th>Description</th> <th>Qty</th> <th>UOM</th> </tr> </thead> <tbody> <tr> <td>MG1095A4</td> <td>BIG RIGHT SLAM DOOR HANDLE</td> <td>1</td> <td>PZ</td> </tr> <tr> <td>MG1095A5</td> <td>RIGHT XE*L SLAM DOOR HANDLE</td> <td>1</td> <td>PZ</td> </tr> <tr> <td>ML1013A0</td> <td>BIG TROLLEY GASKET FLIPPER LEFT SPRING</td> <td>2</td> <td>PZ</td> </tr> <tr> <td>ML1014A0</td> <td>BIG TROLLEY GASKET FLIPPER RIGHT SPRIN</td> <td>2</td> <td>PZ</td> </tr> <tr> <td>TB3334A0</td> <td>UPPER DOOR CROSS TUBE</td> <td>1</td> <td>PZ</td> </tr> <tr> <td>TB3337A0</td> <td></td> <td>1</td> <td>PZ</td> </tr> <tr> <td>VE1550A0</td> <td>5X3 MM NEODYMIUM MAGNET</td> <td>2</td> <td>PZ</td> </tr> <tr> <td>VI1014A0</td> <td>STAINLESS STEEL WASHER 4.5X9X0.8</td> <td>4</td> <td>PZ</td> </tr> <tr> <td>VI1074A0</td> <td>4X16 SCREW FOR PLASTIC</td> <td>14</td> <td>PZ</td> </tr> <tr> <td>VI1101A0</td> <td>M5X20 TSP-EI ST.STEEL DIN 7991 SCREW</td> <td>1</td> <td>PZ</td> </tr> <tr> <td>VI1220A1</td> <td>4,2X12 TCB SELF-TAPPIN G SCREW</td> <td>58</td> <td>PZ</td> </tr> <tr> <td>VI1300A0</td> <td>SCREW M6X12 T1/2T+INOX</td> <td>14</td> <td>PZ</td> </tr> <tr> <td>VI1310A0</td> <td>ZINC THREAD INSERT M6 FTR/E</td> <td>14</td> <td>PZ</td> </tr> <tr> <td>VI1930A0</td> <td>5X25 ST. STEEL SCREW CHIP</td> <td>16</td> <td>PZ</td> </tr> <tr> <td>VM1059A1</td> <td>HEAT SHRINK FILM H800</td> <td>4</td> <td>M</td> </tr> <tr> <td>VM1297A0</td> <td>BIG GASKET PLATE PUSHE</td> <td>2</td> <td>PZ</td> </tr> <tr> <td>VM1298A0</td> <td>TROLLEY GASKET PUSHER LEFT SUPPORT</td> <td>2</td> <td>PZ</td> </tr> <tr> <td>VM1299A0</td> <td>RIGHT SUPPORT GASKET BIG</td> <td>2</td> <td>PZ</td> </tr> <tr> <td>VM1326A0</td> <td>BIG DOOR LOWER ROLLER PIN</td> <td>1</td> <td>PZ</td> </tr> </tbody> </table> | Code | Description | Qty | UOM | MG1095A4 | BIG RIGHT SLAM DOOR HANDLE | 1 | PZ | MG1095A5 | RIGHT XE*L SLAM DOOR HANDLE | 1 | PZ | ML1013A0 | BIG TROLLEY GASKET FLIPPER LEFT SPRING | 2 | PZ | ML1014A0 | BIG TROLLEY GASKET FLIPPER RIGHT SPRIN | 2 | PZ | TB3334A0 | UPPER DOOR CROSS TUBE | 1 | PZ | TB3337A0 | | 1 | PZ | VE1550A0 | 5X3 MM NEODYMIUM MAGNET | 2 | PZ | VI1014A0 | STAINLESS STEEL WASHER 4.5X9X0.8 | 4 | PZ | VI1074A0 | 4X16 SCREW FOR PLASTIC | 14 | PZ | VI1101A0 | M5X20 TSP-EI ST.STEEL DIN 7991 SCREW | 1 | PZ | VI1220A1 | 4,2X12 TCB SELF-TAPPIN G SCREW | 58 | PZ | VI1300A0 | SCREW M6X12 T1/2T+INOX | 14 | PZ | VI1310A0 | ZINC THREAD INSERT M6 FTR/E | 14 | PZ | VI1930A0 | 5X25 ST. STEEL SCREW CHIP | 16 | PZ | VM1059A1 | HEAT SHRINK FILM H800 | 4 | M | VM1297A0 | BIG GASKET PLATE PUSHE | 2 | PZ | VM1298A0 | TROLLEY GASKET PUSHER LEFT SUPPORT | 2 | PZ | VM1299A0 | RIGHT SUPPORT GASKET BIG | 2 | PZ | VM1326A0 | BIG DOOR LOWER ROLLER PIN | 1 | PZ |
| Code | Description | Qty | UOM | | | | | | | | | | | | | | | | | | | | | | | | | | | | | | | | | | | | | | | | | | | | | | | | | | | | | | | | | | | | | | | | | | | | | | | | | | | | | | | | | | |
| MG1095A4 | BIG RIGHT SLAM DOOR HANDLE | 1 | PZ | | | | | | | | | | | | | | | | | | | | | | | | | | | | | | | | | | | | | | | | | | | | | | | | | | | | | | | | | | | | | | | | | | | | | | | | | | | | | | | | | | |
| MG1095A5 | RIGHT XE*L SLAM DOOR HANDLE | 1 | PZ | | | | | | | | | | | | | | | | | | | | | | | | | | | | | | | | | | | | | | | | | | | | | | | | | | | | | | | | | | | | | | | | | | | | | | | | | | | | | | | | | | |
| ML1013A0 | BIG TROLLEY GASKET FLIPPER LEFT SPRING | 2 | PZ | | | | | | | | | | | | | | | | | | | | | | | | | | | | | | | | | | | | | | | | | | | | | | | | | | | | | | | | | | | | | | | | | | | | | | | | | | | | | | | | | | |
| ML1014A0 | BIG TROLLEY GASKET FLIPPER RIGHT SPRIN | 2 | PZ | | | | | | | | | | | | | | | | | | | | | | | | | | | | | | | | | | | | | | | | | | | | | | | | | | | | | | | | | | | | | | | | | | | | | | | | | | | | | | | | | | |
| TB3334A0 | UPPER DOOR CROSS TUBE | 1 | PZ | | | | | | | | | | | | | | | | | | | | | | | | | | | | | | | | | | | | | | | | | | | | | | | | | | | | | | | | | | | | | | | | | | | | | | | | | | | | | | | | | | |
| TB3337A0 | | 1 | PZ | | | | | | | | | | | | | | | | | | | | | | | | | | | | | | | | | | | | | | | | | | | | | | | | | | | | | | | | | | | | | | | | | | | | | | | | | | | | | | | | | | |
| VE1550A0 | 5X3 MM NEODYMIUM MAGNET | 2 | PZ | | | | | | | | | | | | | | | | | | | | | | | | | | | | | | | | | | | | | | | | | | | | | | | | | | | | | | | | | | | | | | | | | | | | | | | | | | | | | | | | | | |
| VI1014A0 | STAINLESS STEEL WASHER 4.5X9X0.8 | 4 | PZ | | | | | | | | | | | | | | | | | | | | | | | | | | | | | | | | | | | | | | | | | | | | | | | | | | | | | | | | | | | | | | | | | | | | | | | | | | | | | | | | | | |
| VI1074A0 | 4X16 SCREW FOR PLASTIC | 14 | PZ | | | | | | | | | | | | | | | | | | | | | | | | | | | | | | | | | | | | | | | | | | | | | | | | | | | | | | | | | | | | | | | | | | | | | | | | | | | | | | | | | | |
| VI1101A0 | M5X20 TSP-EI ST.STEEL DIN 7991 SCREW | 1 | PZ | | | | | | | | | | | | | | | | | | | | | | | | | | | | | | | | | | | | | | | | | | | | | | | | | | | | | | | | | | | | | | | | | | | | | | | | | | | | | | | | | | |
| VI1220A1 | 4,2X12 TCB SELF-TAPPIN G SCREW | 58 | PZ | | | | | | | | | | | | | | | | | | | | | | | | | | | | | | | | | | | | | | | | | | | | | | | | | | | | | | | | | | | | | | | | | | | | | | | | | | | | | | | | | | |
| VI1300A0 | SCREW M6X12 T1/2T+INOX | 14 | PZ | | | | | | | | | | | | | | | | | | | | | | | | | | | | | | | | | | | | | | | | | | | | | | | | | | | | | | | | | | | | | | | | | | | | | | | | | | | | | | | | | | |
| VI1310A0 | ZINC THREAD INSERT M6 FTR/E | 14 | PZ | | | | | | | | | | | | | | | | | | | | | | | | | | | | | | | | | | | | | | | | | | | | | | | | | | | | | | | | | | | | | | | | | | | | | | | | | | | | | | | | | | |
| VI1930A0 | 5X25 ST. STEEL SCREW CHIP | 16 | PZ | | | | | | | | | | | | | | | | | | | | | | | | | | | | | | | | | | | | | | | | | | | | | | | | | | | | | | | | | | | | | | | | | | | | | | | | | | | | | | | | | | |
| VM1059A1 | HEAT SHRINK FILM H800 | 4 | M | | | | | | | | | | | | | | | | | | | | | | | | | | | | | | | | | | | | | | | | | | | | | | | | | | | | | | | | | | | | | | | | | | | | | | | | | | | | | | | | | | |
| VM1297A0 | BIG GASKET PLATE PUSHE | 2 | PZ | | | | | | | | | | | | | | | | | | | | | | | | | | | | | | | | | | | | | | | | | | | | | | | | | | | | | | | | | | | | | | | | | | | | | | | | | | | | | | | | | | |
| VM1298A0 | TROLLEY GASKET PUSHER LEFT SUPPORT | 2 | PZ | | | | | | | | | | | | | | | | | | | | | | | | | | | | | | | | | | | | | | | | | | | | | | | | | | | | | | | | | | | | | | | | | | | | | | | | | | | | | | | | | | |
| VM1299A0 | RIGHT SUPPORT GASKET BIG | 2 | PZ | | | | | | | | | | | | | | | | | | | | | | | | | | | | | | | | | | | | | | | | | | | | | | | | | | | | | | | | | | | | | | | | | | | | | | | | | | | | | | | | | | |
| VM1326A0 | BIG DOOR LOWER ROLLER PIN | 1 | PZ | | | | | | | | | | | | | | | | | | | | | | | | | | | | | | | | | | | | | | | | | | | | | | | | | | | | | | | | | | | | | | | | | | | | | | | | | | | | | | | | | | |



| COMPONENT | | | SPARE PART | | | | | | | | | | | | | | | | | | | | | | | | | | | | | | | | | | | | | | | | | | | | | | | | | | | | | | | | | | | | | | | | | | | | | | | | | | | | |
|-----------|--|---|------------|---------------------------|--|------|-------------|-----|-----|----------|---------------------------------|---|----|----------|-------------------------|---|----|----------|--------------------------------------|---|----|----------|------------------------------------|---|----|----------|-------------------------------|---|----|----------|-------------------------------|---|----|----------|--------------------------------|---|----|----------|--------------------------------|---|----|----------|-------------------------------|---|----|----------|--------------------------------|---|----|----------|---|---|----|----------|--|---|----|----------|--|---|----|----------|---|---|----|----------|---|---|----|----------|------------------------|---|----|----------|----------------------------------|--|--|--|---------|
| Code | Description | Image | Code | Description | Components list | | | | | | | | | | | | | | | | | | | | | | | | | | | | | | | | | | | | | | | | | | | | | | | | | | | | | | | | | | | | | | | | | | | | | | | | | | |
| VT1341A | XEVL BIG S. EXTERNAL GLASS |  | KDR1310A | BIG-L CHEFTOP DOOR KIT | <table border="1"> <thead> <tr> <th>Code</th> <th>Description</th> <th>Qty</th> <th>UOM</th> </tr> </thead> <tbody> <tr> <td>VM1327A0</td> <td>BIG DOOR SIDE LOCKING PIN</td> <td>1</td> <td>PZ</td> </tr> <tr> <td>VM1332A0</td> <td>BIG DOOR LOWER ROLLE</td> <td>1</td> <td>PZ</td> </tr> <tr> <td>VM1379A0</td> <td>BIG TROLLEY GASKET BUSHING PAD</td> <td>3</td> <td>PZ</td> </tr> <tr> <td>VM1631A0</td> <td>PLUS INNER GLASS PUSHING CAP</td> <td>8</td> <td>PZ</td> </tr> <tr> <td>VM2550A0</td> <td>BIG DOOR LEFT UPPER CAP</td> <td>1</td> <td>PZ</td> </tr> <tr> <td>VM2550A1</td> <td>BIG DOOR LEFT UPPER CAP</td> <td>1</td> <td>PZ</td> </tr> <tr> <td>VM2551A0</td> <td>BIG RIGHT UPPER DOOR CAP</td> <td>1</td> <td>PZ</td> </tr> <tr> <td>VM2551A1</td> <td>BIG DOOR RIGHT UPPER CAP</td> <td>1</td> <td>PZ</td> </tr> <tr> <td>VM2552A0</td> <td>BIG DOOR LEFT LOWER CAP</td> <td>1</td> <td>PZ</td> </tr> <tr> <td>VM2553A0</td> <td>BIG DOOR RIGHT LOWER CAP</td> <td>1</td> <td>PZ</td> </tr> <tr> <td>VM2554A0</td> <td>BIG OVEN DOOR FULCRUM UPPER BUSHING</td> <td>1</td> <td>PZ</td> </tr> <tr> <td>VM2555A0</td> <td>BIG OVEN RIGHT DOOR GROOVED LOWER CAP</td> <td>1</td> <td>PZ</td> </tr> <tr> <td>VM2557A0</td> <td>BIG - DOOR LOWER CAP ROLLERWHEE L SUPPORT</td> <td>1</td> <td>PZ</td> </tr> <tr> <td>VM2570B0</td> <td>BIG 6+6 INTERNAL GLASS SUPPORT KIT</td> <td>8</td> <td>PZ</td> </tr> <tr> <td>VM2587B0</td> <td>BIG OVEN PUSH-TO-CLO SE RIGHT HANDLE PIN</td> <td>1</td> <td>PZ</td> </tr> <tr> <td>VM2615A0</td> <td>HANDLE FIXING COVER</td> <td>1</td> <td>PZ</td> </tr> <tr> <td>VT1341A0</td> <td>XEVL BIG S. EXTERNAL GLASS</td> <td></td> <td></td> <td></td> <td>1 PZ</td> </tr> </tbody> </table> | Code | Description | Qty | UOM | VM1327A0 | BIG DOOR SIDE LOCKING PIN | 1 | PZ | VM1332A0 | BIG DOOR LOWER ROLLE | 1 | PZ | VM1379A0 | BIG TROLLEY GASKET BUSHING PAD | 3 | PZ | VM1631A0 | PLUS INNER GLASS PUSHING CAP | 8 | PZ | VM2550A0 | BIG DOOR LEFT UPPER CAP | 1 | PZ | VM2550A1 | BIG DOOR LEFT UPPER CAP | 1 | PZ | VM2551A0 | BIG RIGHT UPPER DOOR CAP | 1 | PZ | VM2551A1 | BIG DOOR RIGHT UPPER CAP | 1 | PZ | VM2552A0 | BIG DOOR LEFT LOWER CAP | 1 | PZ | VM2553A0 | BIG DOOR RIGHT LOWER CAP | 1 | PZ | VM2554A0 | BIG OVEN DOOR FULCRUM UPPER BUSHING | 1 | PZ | VM2555A0 | BIG OVEN RIGHT DOOR GROOVED LOWER CAP | 1 | PZ | VM2557A0 | BIG - DOOR LOWER CAP ROLLERWHEE L SUPPORT | 1 | PZ | VM2570B0 | BIG 6+6 INTERNAL GLASS SUPPORT KIT | 8 | PZ | VM2587B0 | BIG OVEN PUSH-TO-CLO SE RIGHT HANDLE PIN | 1 | PZ | VM2615A0 | HANDLE FIXING COVER | 1 | PZ | VT1341A0 | XEVL BIG S. EXTERNAL GLASS | | | | 1 PZ |
| Code | Description | Qty | UOM | | | | | | | | | | | | | | | | | | | | | | | | | | | | | | | | | | | | | | | | | | | | | | | | | | | | | | | | | | | | | | | | | | | | | | | | | | | | |
| VM1327A0 | BIG DOOR SIDE LOCKING PIN | 1 | PZ | | | | | | | | | | | | | | | | | | | | | | | | | | | | | | | | | | | | | | | | | | | | | | | | | | | | | | | | | | | | | | | | | | | | | | | | | | | | |
| VM1332A0 | BIG DOOR LOWER ROLLE | 1 | PZ | | | | | | | | | | | | | | | | | | | | | | | | | | | | | | | | | | | | | | | | | | | | | | | | | | | | | | | | | | | | | | | | | | | | | | | | | | | | |
| VM1379A0 | BIG TROLLEY GASKET BUSHING PAD | 3 | PZ | | | | | | | | | | | | | | | | | | | | | | | | | | | | | | | | | | | | | | | | | | | | | | | | | | | | | | | | | | | | | | | | | | | | | | | | | | | | |
| VM1631A0 | PLUS INNER GLASS PUSHING CAP | 8 | PZ | | | | | | | | | | | | | | | | | | | | | | | | | | | | | | | | | | | | | | | | | | | | | | | | | | | | | | | | | | | | | | | | | | | | | | | | | | | | |
| VM2550A0 | BIG DOOR LEFT UPPER CAP | 1 | PZ | | | | | | | | | | | | | | | | | | | | | | | | | | | | | | | | | | | | | | | | | | | | | | | | | | | | | | | | | | | | | | | | | | | | | | | | | | | | |
| VM2550A1 | BIG DOOR LEFT UPPER CAP | 1 | PZ | | | | | | | | | | | | | | | | | | | | | | | | | | | | | | | | | | | | | | | | | | | | | | | | | | | | | | | | | | | | | | | | | | | | | | | | | | | | |
| VM2551A0 | BIG RIGHT UPPER DOOR CAP | 1 | PZ | | | | | | | | | | | | | | | | | | | | | | | | | | | | | | | | | | | | | | | | | | | | | | | | | | | | | | | | | | | | | | | | | | | | | | | | | | | | |
| VM2551A1 | BIG DOOR RIGHT UPPER CAP | 1 | PZ | | | | | | | | | | | | | | | | | | | | | | | | | | | | | | | | | | | | | | | | | | | | | | | | | | | | | | | | | | | | | | | | | | | | | | | | | | | | |
| VM2552A0 | BIG DOOR LEFT LOWER CAP | 1 | PZ | | | | | | | | | | | | | | | | | | | | | | | | | | | | | | | | | | | | | | | | | | | | | | | | | | | | | | | | | | | | | | | | | | | | | | | | | | | | |
| VM2553A0 | BIG DOOR RIGHT LOWER CAP | 1 | PZ | | | | | | | | | | | | | | | | | | | | | | | | | | | | | | | | | | | | | | | | | | | | | | | | | | | | | | | | | | | | | | | | | | | | | | | | | | | | |
| VM2554A0 | BIG OVEN DOOR FULCRUM UPPER BUSHING | 1 | PZ | | | | | | | | | | | | | | | | | | | | | | | | | | | | | | | | | | | | | | | | | | | | | | | | | | | | | | | | | | | | | | | | | | | | | | | | | | | | |
| VM2555A0 | BIG OVEN RIGHT DOOR GROOVED LOWER CAP | 1 | PZ | | | | | | | | | | | | | | | | | | | | | | | | | | | | | | | | | | | | | | | | | | | | | | | | | | | | | | | | | | | | | | | | | | | | | | | | | | | | |
| VM2557A0 | BIG - DOOR LOWER CAP ROLLERWHEE L SUPPORT | 1 | PZ | | | | | | | | | | | | | | | | | | | | | | | | | | | | | | | | | | | | | | | | | | | | | | | | | | | | | | | | | | | | | | | | | | | | | | | | | | | | |
| VM2570B0 | BIG 6+6 INTERNAL GLASS SUPPORT KIT | 8 | PZ | | | | | | | | | | | | | | | | | | | | | | | | | | | | | | | | | | | | | | | | | | | | | | | | | | | | | | | | | | | | | | | | | | | | | | | | | | | | |
| VM2587B0 | BIG OVEN PUSH-TO-CLO SE RIGHT HANDLE PIN | 1 | PZ | | | | | | | | | | | | | | | | | | | | | | | | | | | | | | | | | | | | | | | | | | | | | | | | | | | | | | | | | | | | | | | | | | | | | | | | | | | | |
| VM2615A0 | HANDLE FIXING COVER | 1 | PZ | | | | | | | | | | | | | | | | | | | | | | | | | | | | | | | | | | | | | | | | | | | | | | | | | | | | | | | | | | | | | | | | | | | | | | | | | | | | |
| VT1341A0 | XEVL BIG S. EXTERNAL GLASS | | | | 1 PZ | | | | | | | | | | | | | | | | | | | | | | | | | | | | | | | | | | | | | | | | | | | | | | | | | | | | | | | | | | | | | | | | | | | | | | | | | | |

| COMPONENT | | | SPARE PART | | | | | | | | | | | | | | | | | | | | | | |
|-----------|--|---|------------|---|--|------|-------------|-----|-----|----------|--|-------|---|----------|--|---|----|----------|--|---|----|----------|--|---|----|
| Code | Description | Image | Code | Description | Components list | | | | | | | | | | | | | | | | | | | | |
| VN1179A | CONTROL BOARD 40X40X20MM 12V COOLING FAN |  | KVN1179A | CONTROL BOARD COOLING FAN KIT | <table border="1"> <thead> <tr> <th>Code</th> <th>Description</th> <th>Qty</th> <th>UOM</th> </tr> </thead> <tbody> <tr> <td>VM1224A0</td> <td>65MY 220MM 2 COLOURS SHRINK TUBE</td> <td>0.150</td> <td>M</td> </tr> <tr> <td>VN1179A0</td> <td>CONTROL BOARD 40X40X20MM 12V COOLING FAN</td> <td>1</td> <td>PZ</td> </tr> <tr> <td>VN1179A0</td> <td>CONTROL BOARD 40X40X20MM 12V COOLING FAN</td> <td>1</td> <td>PZ</td> </tr> <tr> <td>VN1179A1</td> <td>CONTROL BOARD 40X40X20MM 12V COOLING FAN</td> <td>1</td> <td>PZ</td> </tr> </tbody> </table> | Code | Description | Qty | UOM | VM1224A0 | 65MY 220MM 2 COLOURS SHRINK TUBE | 0.150 | M | VN1179A0 | CONTROL BOARD 40X40X20MM 12V COOLING FAN | 1 | PZ | VN1179A0 | CONTROL BOARD 40X40X20MM 12V COOLING FAN | 1 | PZ | VN1179A1 | CONTROL BOARD 40X40X20MM 12V COOLING FAN | 1 | PZ |
| Code | Description | Qty | UOM | | | | | | | | | | | | | | | | | | | | | | |
| VM1224A0 | 65MY 220MM 2 COLOURS SHRINK TUBE | 0.150 | M | | | | | | | | | | | | | | | | | | | | | | |
| VN1179A0 | CONTROL BOARD 40X40X20MM 12V COOLING FAN | 1 | PZ | | | | | | | | | | | | | | | | | | | | | | |
| VN1179A0 | CONTROL BOARD 40X40X20MM 12V COOLING FAN | 1 | PZ | | | | | | | | | | | | | | | | | | | | | | |
| VN1179A1 | CONTROL BOARD 40X40X20MM 12V COOLING FAN | 1 | PZ | | | | | | | | | | | | | | | | | | | | | | |
| VP1007A | 20X20 H 20 BIG-L BOARD FAN SUPPORT |  | KVP1007A | 20X20 H20 CONTROL BOARD FAN SUPPORT KIT | | | | | | | | | | | | | | | | | | | | | |
| LP1016A | E1199 L1000 LED BAR KIT |  | LP1016A0 | E1199 L1000 LED BAR KIT | | | | | | | | | | | | | | | | | | | | | |
| VM1327A | BIG DOOR SIDE LOCKING PIN |  | KVM1327A | BIG DOOR SIDE LOCKING PIN KIT | | | | | | | | | | | | | | | | | | | | | |

| COMPONENT | | | SPARE PART | | |
|-----------|---|---|------------|---|-----------------|
| Code | Description | Image | Code | Description | Components list |
| VM2552A | BIG DOOR LEFT LOWER CAP |  | VM2552A0 | BIG DOOR LEFT LOWER CAP | |
| VM2553A | BIG DOOR RIGHT LOWER CAP |  | VM2553A0 | BIG DOOR RIGHT LOWER CAP | |
| VM2554A | BIG OVEN DOOR FULCRUM UPPER BUSHING |  | VM2554A0 | BIG OVEN DOOR FULCRUM UPPER BUSHING | |
| 0H1989A | BIG INNER DOUBLE GLASS LOCKING CLIP |  | 0H1989A0 | BIG INNER DOUBLE GLASS LOCKING CLIP | |
| CE1285A | EMI ROUND FERRITE MOD.2643801502 |  | CE1285A0 | EMI ROUND FERRITE MOD.2643801502 | |




| COMPONENT | | | SPARE PART | | | | | | | | | | | | | | | | | | |
|-----------|--|---|------------|--|--|------|-------------|-----|-----|----------|--|---|----|----------|-----------------------------------|-------|----|----------|----------------------------------|-------|----|
| Code | Description | Image | Code | Description | Components list | | | | | | | | | | | | | | | | |
| CE1053B | MM MICROFIT LED BAR POWER SUPPLY CABLE |  | KCE1053B | LED BAR EXTENSION CABLE KIT | <table border="1"> <thead> <tr> <th>Code</th> <th>Description</th> <th>Qty</th> <th>UOM</th> </tr> </thead> <tbody> <tr> <td>CE1053B0</td> <td>MM MICROFIT LED BAR POWER SUPPLY CABL</td> <td>1</td> <td>PZ</td> </tr> </tbody> </table> | Code | Description | Qty | UOM | CE1053B0 | MM MICROFIT LED BAR POWER SUPPLY CABL | 1 | PZ | | | | | | | | |
| Code | Description | Qty | UOM | | | | | | | | | | | | | | | | | | |
| CE1053B0 | MM MICROFIT LED BAR POWER SUPPLY CABL | 1 | PZ | | | | | | | | | | | | | | | | | | |
| CE1054A | CONTROL BOARD-USB CONNECTING CABLE L=150 |  | KCE1054A | MM L150 CONTROL USB CONNECTION CABLE KIT | <table border="1"> <thead> <tr> <th>Code</th> <th>Description</th> <th>Qty</th> <th>UOM</th> </tr> </thead> <tbody> <tr> <td>CE1054A0</td> <td>CONTROL BOARD-USB CONNECTING CABLE L=150</td> <td>1</td> <td>PZ</td> </tr> <tr> <td>VM1224A0</td> <td>65MY 220MM 2 COLOURS SHRINK TUBE</td> <td>0.250</td> <td>M</td> </tr> </tbody> </table> | Code | Description | Qty | UOM | CE1054A0 | CONTROL BOARD-USB CONNECTING CABLE L=150 | 1 | PZ | VM1224A0 | 65MY 220MM 2 COLOURS SHRINK TUBE | 0.250 | M | | | | |
| Code | Description | Qty | UOM | | | | | | | | | | | | | | | | | | |
| CE1054A0 | CONTROL BOARD-USB CONNECTING CABLE L=150 | 1 | PZ | | | | | | | | | | | | | | | | | | |
| VM1224A0 | 65MY 220MM 2 COLOURS SHRINK TUBE | 0.250 | M | | | | | | | | | | | | | | | | | | |
| VI1074A | 4X16 SCREW FOR PLASTIC |  | VI1074A0 | 4X16 SCREW FOR PLASTIC | | | | | | | | | | | | | | | | | |
| CE1097A | 4M SIHF 4 POLES MICROFIT CANBUS |  | KCE1097A | POWER-CONTROL 4POLES 4M BUS CABLE KIT | <table border="1"> <thead> <tr> <th>Code</th> <th>Description</th> <th>Qty</th> <th>UOM</th> </tr> </thead> <tbody> <tr> <td>CE1097A0</td> <td>4M SIHF 4 POLES MICROFIT CANBUS</td> <td>1</td> <td>PZ</td> </tr> <tr> <td>CE1285A0</td> <td>EMI ROUND FERRITE MOD.26438015 02</td> <td>1</td> <td>PZ</td> </tr> <tr> <td>VM1224A0</td> <td>65MY 220MM 2 COLOURS SHRINK TUBE</td> <td>0.300</td> <td>M</td> </tr> </tbody> </table> | Code | Description | Qty | UOM | CE1097A0 | 4M SIHF 4 POLES MICROFIT CANBUS | 1 | PZ | CE1285A0 | EMI ROUND FERRITE MOD.26438015 02 | 1 | PZ | VM1224A0 | 65MY 220MM 2 COLOURS SHRINK TUBE | 0.300 | M |
| Code | Description | Qty | UOM | | | | | | | | | | | | | | | | | | |
| CE1097A0 | 4M SIHF 4 POLES MICROFIT CANBUS | 1 | PZ | | | | | | | | | | | | | | | | | | |
| CE1285A0 | EMI ROUND FERRITE MOD.26438015 02 | 1 | PZ | | | | | | | | | | | | | | | | | | |
| VM1224A0 | 65MY 220MM 2 COLOURS SHRINK TUBE | 0.300 | M | | | | | | | | | | | | | | | | | | |
| PE1058A | MM ONE CONTROL BOARD |  | KPE1058A | MM ONE CONTROL BOARD KIT | <table border="1"> <thead> <tr> <th>Code</th> <th>Description</th> <th>Qty</th> <th>UOM</th> </tr> </thead> <tbody> <tr> <td>CE2007A0</td> <td>4PM-MINIFIT 4PF 100MM MICROFIT CABLE</td> <td>1</td> <td>PZ</td> </tr> <tr> <td>PE1058A0</td> <td>MM ONE CONTROL BOARD</td> <td>1</td> <td>PZ</td> </tr> <tr> <td>VI1074A0</td> <td>4X16 SCREW FOR PLASTIC</td> <td>2</td> <td>PZ</td> </tr> </tbody> </table> | Code | Description | Qty | UOM | CE2007A0 | 4PM-MINIFIT 4PF 100MM MICROFIT CABLE | 1 | PZ | PE1058A0 | MM ONE CONTROL BOARD | 1 | PZ | VI1074A0 | 4X16 SCREW FOR PLASTIC | 2 | PZ |
| Code | Description | Qty | UOM | | | | | | | | | | | | | | | | | | |
| CE2007A0 | 4PM-MINIFIT 4PF 100MM MICROFIT CABLE | 1 | PZ | | | | | | | | | | | | | | | | | | |
| PE1058A0 | MM ONE CONTROL BOARD | 1 | PZ | | | | | | | | | | | | | | | | | | |
| VI1074A0 | 4X16 SCREW FOR PLASTIC | 2 | PZ | | | | | | | | | | | | | | | | | | |






| COMPONENT | | | SPARE PART | | | | | | | | | | | | | | | | | | | | | | | | | | |
|-----------|---|---|------------|--------------------------|---|------|-------------|-----|-----|----------|---|---|----|----------|--|---|----|----------|---|-------|----|----------|--|---|----|----------|---|---|----|
| Code | Description | Image | Code | Description | Components list | | | | | | | | | | | | | | | | | | | | | | | | |
| PE1058A | MM ONE CONTROL BOARD |  | KPE1058A | MM ONE CONTROL BOARD KIT | <table border="1"> <thead> <tr> <th>Code</th> <th>Description</th> <th>Qty</th> <th>UOM</th> </tr> </thead> <tbody> <tr> <td>VM2147A0</td> <td>410X343X15 MM PINK SMOOTH ESD SPONGE</td> <td>1</td> <td>PZ</td> </tr> <tr> <td>VP1005A0</td> <td>BIG-L DOOR CONTROL BOARD SUPPPORT</td> <td>1</td> <td>PZ</td> </tr> <tr> <td>VP1005B0</td> <td>70 MM BIG-L DOOR CONTROL SUPPORT</td> <td>1</td> <td>PZ</td> </tr> <tr> <td>VP1067A0</td> <td>CONTROL BOARD PARTITION RETROFIT MM</td> <td>1</td> <td>PZ</td> </tr> <tr> <td>VP1078A0</td> <td>MM CONTROL BOARD PARTITION FRAME</td> <td>1</td> <td>PZ</td> </tr> </tbody> </table> | Code | Description | Qty | UOM | VM2147A0 | 410X343X15 MM PINK SMOOTH ESD SPONGE | 1 | PZ | VP1005A0 | BIG-L DOOR CONTROL BOARD SUPPPORT | 1 | PZ | VP1005B0 | 70 MM BIG-L DOOR CONTROL SUPPORT | 1 | PZ | VP1067A0 | CONTROL BOARD PARTITION RETROFIT MM | 1 | PZ | VP1078A0 | MM CONTROL BOARD PARTITION FRAME | 1 | PZ |
| Code | Description | Qty | UOM | | | | | | | | | | | | | | | | | | | | | | | | | | |
| VM2147A0 | 410X343X15 MM PINK SMOOTH ESD SPONGE | 1 | PZ | | | | | | | | | | | | | | | | | | | | | | | | | | |
| VP1005A0 | BIG-L DOOR CONTROL BOARD SUPPPORT | 1 | PZ | | | | | | | | | | | | | | | | | | | | | | | | | | |
| VP1005B0 | 70 MM BIG-L DOOR CONTROL SUPPORT | 1 | PZ | | | | | | | | | | | | | | | | | | | | | | | | | | |
| VP1067A0 | CONTROL BOARD PARTITION RETROFIT MM | 1 | PZ | | | | | | | | | | | | | | | | | | | | | | | | | | |
| VP1078A0 | MM CONTROL BOARD PARTITION FRAME | 1 | PZ | | | | | | | | | | | | | | | | | | | | | | | | | | |
| PE1059A | MM USB-RESET SUPPORT |  | KPE1059A | MM USB-RESET SUPPORT KIT | <table border="1"> <thead> <tr> <th>Code</th> <th>Description</th> <th>Qty</th> <th>UOM</th> </tr> </thead> <tbody> <tr> <td>PE1059A0</td> <td>MM USB-RESET SUPPORT</td> <td>1</td> <td>PZ</td> </tr> <tr> <td>V11220A1</td> <td>4,2X12 TCB SELF-TAPPIN G SCREW</td> <td>2</td> <td>PZ</td> </tr> <tr> <td>VM2147A0</td> <td>410X343X15 MM PINK SMOOTH ESD SPONGE</td> <td>0.250</td> <td>PZ</td> </tr> </tbody> </table> | Code | Description | Qty | UOM | PE1059A0 | MM USB-RESET SUPPORT | 1 | PZ | V11220A1 | 4,2X12 TCB SELF-TAPPIN G SCREW | 2 | PZ | VM2147A0 | 410X343X15 MM PINK SMOOTH ESD SPONGE | 0.250 | PZ | | | | | | | | |
| Code | Description | Qty | UOM | | | | | | | | | | | | | | | | | | | | | | | | | | |
| PE1059A0 | MM USB-RESET SUPPORT | 1 | PZ | | | | | | | | | | | | | | | | | | | | | | | | | | |
| V11220A1 | 4,2X12 TCB SELF-TAPPIN G SCREW | 2 | PZ | | | | | | | | | | | | | | | | | | | | | | | | | | |
| VM2147A0 | 410X343X15 MM PINK SMOOTH ESD SPONGE | 0.250 | PZ | | | | | | | | | | | | | | | | | | | | | | | | | | |
| VM2550A | BIG DOOR LEFT UPPER CAP |  | VM2550A1 | BIG DOOR LEFT UPPER CAP | | | | | | | | | | | | | | | | | | | | | | | | | |
| VM2551A | BIG DOOR RIGHT UPPER CAP |  | VM2551A1 | BIG DOOR RIGHT UPPER CAP | | | | | | | | | | | | | | | | | | | | | | | | | |

| COMPONENT | | | SPARE PART | | | | | | | | | | | | | | | | | | | | | | | | | | | | | | |
|-----------|---|---|------------|------------------------------------|---|------|-------------|-----|-----|----------|--|---|----|----------|----------------------|---|----|----------|---|---|----|----------|-------------------------------|---|----|----------|----------------------------|---|----|----------|-----------------------|---|----|
| Code | Description | Image | Code | Description | Components list | | | | | | | | | | | | | | | | | | | | | | | | | | | | |
| VE1550A | 5X3 MM NEODYMIUM MAGNET |  | KPE1710B | MOTOR REVOLUTIONS SENSOR KIT | <table border="1"> <thead> <tr> <th>Code</th> <th>Description</th> <th>Qty</th> <th>UOM</th> </tr> </thead> <tbody> <tr> <td>CE1119A0</td> <td>AMPMODU2 4P 4XAWG22 L1500 RAST 4P CABLE</td> <td>1</td> <td>PZ</td> </tr> <tr> <td>PE1040A0</td> <td>RAST MOTOR SENSOR</td> <td>1</td> <td>PZ</td> </tr> <tr> <td>PE1710B0</td> <td>MOTOR REVOLUTION AND DIRECTION SENSOR</td> <td>1</td> <td>PZ</td> </tr> <tr> <td>VE1550A0</td> <td>5X3 MM NEODYMIUM MAGNET</td> <td>1</td> <td>PZ</td> </tr> <tr> <td>VI1966A0</td> <td>M4X14 FLATHEAD SCREW</td> <td>1</td> <td>PZ</td> </tr> <tr> <td>VM1635A0</td> <td>MAGNET HOLDING DIS</td> <td>1</td> <td>PZ</td> </tr> </tbody> </table> | Code | Description | Qty | UOM | CE1119A0 | AMPMODU2 4P 4XAWG22 L1500 RAST 4P CABLE | 1 | PZ | PE1040A0 | RAST MOTOR SENSOR | 1 | PZ | PE1710B0 | MOTOR REVOLUTION AND DIRECTION SENSOR | 1 | PZ | VE1550A0 | 5X3 MM NEODYMIUM MAGNET | 1 | PZ | VI1966A0 | M4X14 FLATHEAD SCREW | 1 | PZ | VM1635A0 | MAGNET HOLDING DIS | 1 | PZ |
| Code | Description | Qty | UOM | | | | | | | | | | | | | | | | | | | | | | | | | | | | | | |
| CE1119A0 | AMPMODU2 4P 4XAWG22 L1500 RAST 4P CABLE | 1 | PZ | | | | | | | | | | | | | | | | | | | | | | | | | | | | | | |
| PE1040A0 | RAST MOTOR SENSOR | 1 | PZ | | | | | | | | | | | | | | | | | | | | | | | | | | | | | | |
| PE1710B0 | MOTOR REVOLUTION AND DIRECTION SENSOR | 1 | PZ | | | | | | | | | | | | | | | | | | | | | | | | | | | | | | |
| VE1550A0 | 5X3 MM NEODYMIUM MAGNET | 1 | PZ | | | | | | | | | | | | | | | | | | | | | | | | | | | | | | |
| VI1966A0 | M4X14 FLATHEAD SCREW | 1 | PZ | | | | | | | | | | | | | | | | | | | | | | | | | | | | | | |
| VM1635A0 | MAGNET HOLDING DIS | 1 | PZ | | | | | | | | | | | | | | | | | | | | | | | | | | | | | | |
| VI1074A | 4X16 SCREW FOR PLASTIC |  | VI1074A0 | 4X16 SCREW FOR PLASTIC | | | | | | | | | | | | | | | | | | | | | | | | | | | | | |
| VM2615A | HANDLE FIXING COVER |  | VM2615A0 | HANDLE FIXING COVER | | | | | | | | | | | | | | | | | | | | | | | | | | | | | |
| OH8033A | BIG HANDLE FIXING WASHER |  | OH8033A0 | BIG HANDLE FIXING WASHER | | | | | | | | | | | | | | | | | | | | | | | | | | | | | |


| COMPONENT | | | SPARE PART | | | | | | | | | | | | | | | | | | | | | | | | | | | | | | | | | | | | | | | | | | | | | | | | | | | | | | | | | | |
|-----------|---|---|------------|---|--|------|-------------|-----|-----|----------|--------------------------------|---|----|----------|--------------------------------|---|----|----------|--|---|----|----------|--|-------|----|----------|---|---|----|----------|--|---|----|----------|----------------------------------|---|----|----------|-----------------------------------|---|----|----------|--|---|----|----------|------------------------------------|----|----|----------|--|---|----|----------|-------------------------------|---|----|----------|------------------------|---|----|
| Code | Description | Image | Code | Description | Components list | | | | | | | | | | | | | | | | | | | | | | | | | | | | | | | | | | | | | | | | | | | | | | | | | | | | | | | | |
| VM2587B | BIG OVEN PUSH-TO-CLOSE RIGHT HANDLE PIN |  | KVM2587B | BIG OVEN PUSH-TO-CLOSE RIGHT HANDLE PIN | <table border="1"> <thead> <tr> <th>Code</th> <th>Description</th> <th>Qty</th> <th>UOM</th> </tr> </thead> <tbody> <tr> <td>0H8033A0</td> <td>BIG HANDLE FIXING WASHER</td> <td>1</td> <td>PZ</td> </tr> <tr> <td>VE1550A0</td> <td>5X3 MM NEODYMIUM MAGNET</td> <td>2</td> <td>PZ</td> </tr> <tr> <td>VI1101A0</td> <td>M5X20 TSP-EI ST. STEEL DIN 7991 SCREW</td> <td>1</td> <td>PZ</td> </tr> <tr> <td>VM1224A0</td> <td>65MY 220MM 2 COLOURS SHRINK TUBE</td> <td>0.300</td> <td>M</td> </tr> <tr> <td>VM2587B0</td> <td>BIG OVEN PUSH-TO-CLO SE RIGHT HANDLE PIN</td> <td>1</td> <td>PZ</td> </tr> </tbody> </table> | Code | Description | Qty | UOM | 0H8033A0 | BIG HANDLE FIXING WASHER | 1 | PZ | VE1550A0 | 5X3 MM NEODYMIUM MAGNET | 2 | PZ | VI1101A0 | M5X20 TSP-EI ST. STEEL DIN 7991 SCREW | 1 | PZ | VM1224A0 | 65MY 220MM 2 COLOURS SHRINK TUBE | 0.300 | M | VM2587B0 | BIG OVEN PUSH-TO-CLO SE RIGHT HANDLE PIN | 1 | PZ | | | | | | | | | | | | | | | | | | | | | | | | | | | | | | | | |
| Code | Description | Qty | UOM | | | | | | | | | | | | | | | | | | | | | | | | | | | | | | | | | | | | | | | | | | | | | | | | | | | | | | | | | | |
| 0H8033A0 | BIG HANDLE FIXING WASHER | 1 | PZ | | | | | | | | | | | | | | | | | | | | | | | | | | | | | | | | | | | | | | | | | | | | | | | | | | | | | | | | | | |
| VE1550A0 | 5X3 MM NEODYMIUM MAGNET | 2 | PZ | | | | | | | | | | | | | | | | | | | | | | | | | | | | | | | | | | | | | | | | | | | | | | | | | | | | | | | | | | |
| VI1101A0 | M5X20 TSP-EI ST. STEEL DIN 7991 SCREW | 1 | PZ | | | | | | | | | | | | | | | | | | | | | | | | | | | | | | | | | | | | | | | | | | | | | | | | | | | | | | | | | | |
| VM1224A0 | 65MY 220MM 2 COLOURS SHRINK TUBE | 0.300 | M | | | | | | | | | | | | | | | | | | | | | | | | | | | | | | | | | | | | | | | | | | | | | | | | | | | | | | | | | | |
| VM2587B0 | BIG OVEN PUSH-TO-CLO SE RIGHT HANDLE PIN | 1 | PZ | | | | | | | | | | | | | | | | | | | | | | | | | | | | | | | | | | | | | | | | | | | | | | | | | | | | | | | | | | |
| VI1117A | M5X20 FLAT COUNTERSUNK HEAD SCREW |  | VI1117A0 | M5X20 FLAT COUNTERSUNK HEAD SCREW | | | | | | | | | | | | | | | | | | | | | | | | | | | | | | | | | | | | | | | | | | | | | | | | | | | | | | | | | |
| MG1095A | BIG RIGHT SLAM DOOR HANDLE |  | KMG1095A | BIG-L PUSH-TO-CLOSE RIGHT HANDLE KIT | <table border="1"> <thead> <tr> <th>Code</th> <th>Description</th> <th>Qty</th> <th>UOM</th> </tr> </thead> <tbody> <tr> <td>0H8030A0</td> <td></td> <td>1</td> <td>PZ</td> </tr> <tr> <td>0H8033A0</td> <td>BIG HANDLE FIXING WASHER</td> <td>1</td> <td>PZ</td> </tr> <tr> <td>MG1095A0</td> <td>BIG PUSH-TO-CLO SE RIGHT HANDLE ASM</td> <td>1</td> <td>PZ</td> </tr> <tr> <td>MG1095A1</td> <td></td> <td>1</td> <td>PZ</td> </tr> <tr> <td>MG1095A2</td> <td></td> <td>1</td> <td>PZ</td> </tr> <tr> <td>MG1095A3</td> <td></td> <td>1</td> <td>PZ</td> </tr> <tr> <td>MG1095A4</td> <td>BIG RIGHT SLAM DOOR HANDLE</td> <td>1</td> <td>PZ</td> </tr> <tr> <td>MG1095A5</td> <td>RIGHT XE*L SLAM DOOR HANDLE</td> <td>1</td> <td>PZ</td> </tr> <tr> <td>ML1009A0</td> <td></td> <td>3</td> <td>PZ</td> </tr> <tr> <td>SL1155A1</td> <td>LOCTITE BICOMPONEN T SILICON</td> <td>10</td> <td>ML</td> </tr> <tr> <td>TF1073A0</td> <td></td> <td>1</td> <td>PZ</td> </tr> <tr> <td>VE1550A0</td> <td>5X3 MM NEODYMIUM MAGNET</td> <td>2</td> <td>PZ</td> </tr> <tr> <td>VI1042A0</td> <td>SCREW M5X20 TCEI ZN</td> <td>1</td> <td>PZ</td> </tr> </tbody> </table> | Code | Description | Qty | UOM | 0H8030A0 | | 1 | PZ | 0H8033A0 | BIG HANDLE FIXING WASHER | 1 | PZ | MG1095A0 | BIG PUSH-TO-CLO SE RIGHT HANDLE ASM | 1 | PZ | MG1095A1 | | 1 | PZ | MG1095A2 | | 1 | PZ | MG1095A3 | | 1 | PZ | MG1095A4 | BIG RIGHT SLAM DOOR HANDLE | 1 | PZ | MG1095A5 | RIGHT XE*L SLAM DOOR HANDLE | 1 | PZ | ML1009A0 | | 3 | PZ | SL1155A1 | LOCTITE BICOMPONEN T SILICON | 10 | ML | TF1073A0 | | 1 | PZ | VE1550A0 | 5X3 MM NEODYMIUM MAGNET | 2 | PZ | VI1042A0 | SCREW M5X20 TCEI ZN | 1 | PZ |
| Code | Description | Qty | UOM | | | | | | | | | | | | | | | | | | | | | | | | | | | | | | | | | | | | | | | | | | | | | | | | | | | | | | | | | | |
| 0H8030A0 | | 1 | PZ | | | | | | | | | | | | | | | | | | | | | | | | | | | | | | | | | | | | | | | | | | | | | | | | | | | | | | | | | | |
| 0H8033A0 | BIG HANDLE FIXING WASHER | 1 | PZ | | | | | | | | | | | | | | | | | | | | | | | | | | | | | | | | | | | | | | | | | | | | | | | | | | | | | | | | | | |
| MG1095A0 | BIG PUSH-TO-CLO SE RIGHT HANDLE ASM | 1 | PZ | | | | | | | | | | | | | | | | | | | | | | | | | | | | | | | | | | | | | | | | | | | | | | | | | | | | | | | | | | |
| MG1095A1 | | 1 | PZ | | | | | | | | | | | | | | | | | | | | | | | | | | | | | | | | | | | | | | | | | | | | | | | | | | | | | | | | | | |
| MG1095A2 | | 1 | PZ | | | | | | | | | | | | | | | | | | | | | | | | | | | | | | | | | | | | | | | | | | | | | | | | | | | | | | | | | | |
| MG1095A3 | | 1 | PZ | | | | | | | | | | | | | | | | | | | | | | | | | | | | | | | | | | | | | | | | | | | | | | | | | | | | | | | | | | |
| MG1095A4 | BIG RIGHT SLAM DOOR HANDLE | 1 | PZ | | | | | | | | | | | | | | | | | | | | | | | | | | | | | | | | | | | | | | | | | | | | | | | | | | | | | | | | | | |
| MG1095A5 | RIGHT XE*L SLAM DOOR HANDLE | 1 | PZ | | | | | | | | | | | | | | | | | | | | | | | | | | | | | | | | | | | | | | | | | | | | | | | | | | | | | | | | | | |
| ML1009A0 | | 3 | PZ | | | | | | | | | | | | | | | | | | | | | | | | | | | | | | | | | | | | | | | | | | | | | | | | | | | | | | | | | | |
| SL1155A1 | LOCTITE BICOMPONEN T SILICON | 10 | ML | | | | | | | | | | | | | | | | | | | | | | | | | | | | | | | | | | | | | | | | | | | | | | | | | | | | | | | | | | |
| TF1073A0 | | 1 | PZ | | | | | | | | | | | | | | | | | | | | | | | | | | | | | | | | | | | | | | | | | | | | | | | | | | | | | | | | | | |
| VE1550A0 | 5X3 MM NEODYMIUM MAGNET | 2 | PZ | | | | | | | | | | | | | | | | | | | | | | | | | | | | | | | | | | | | | | | | | | | | | | | | | | | | | | | | | | |
| VI1042A0 | SCREW M5X20 TCEI ZN | 1 | PZ | | | | | | | | | | | | | | | | | | | | | | | | | | | | | | | | | | | | | | | | | | | | | | | | | | | | | | | | | | |

| COMPONENT | | | SPARE PART | | | | | | | | | | | | | | | | | | | | | | | | | | | | | | | | | | | | | | | | | | | | | | | | | | |
|-----------|---|---|------------|--------------------------------------|--|------|-------------|-----|-----|----------|----------------------------------|-------|----|----------|--------------------------------------|----|----|----------|--|---|----|----------|--|---|----|----------|--|---|----|----------|-----------------------------|---|----|----------|--|---|----|----------|--------------------------|---|----|----------|--|---|----|----------|---|---|----|----------|---------------------|---|----|
| Code | Description | Image | Code | Description | Components list | | | | | | | | | | | | | | | | | | | | | | | | | | | | | | | | | | | | | | | | | | | | | | | | |
| MG1095A | BIG RIGHT SLAM DOOR HANDLE |  | KMG1095A | BIG-L PUSH-TO-CLOSE RIGHT HANDLE KIT | <table border="1"> <thead> <tr> <th>Code</th> <th>Description</th> <th>Qty</th> <th>UOM</th> </tr> </thead> <tbody> <tr> <td>VI1074A0</td> <td>4X16 SCREW FOR PLASTIC</td> <td>7</td> <td>PZ</td> </tr> <tr> <td>VI1101A0</td> <td>M5X20 TSP-EI ST.STEEL DIN 7991 SCREW</td> <td>1</td> <td>PZ</td> </tr> <tr> <td>VM2580A0</td> <td></td> <td>1</td> <td>PZ</td> </tr> <tr> <td>VM2581A0</td> <td></td> <td>1</td> <td>PZ</td> </tr> <tr> <td>VM2582A0</td> <td></td> <td>1</td> <td>PZ</td> </tr> <tr> <td>VM2583A0</td> <td>BIG PUSH-TO-CLOSE HANDLE PE</td> <td>1</td> <td>PZ</td> </tr> <tr> <td>VM2584A0</td> <td></td> <td>1</td> <td>PZ</td> </tr> <tr> <td>VM2585B0</td> <td>BIG HANDLE COVER SUPPORT</td> <td>1</td> <td>PZ</td> </tr> <tr> <td>VM2586A0</td> <td></td> <td>2</td> <td>PZ</td> </tr> <tr> <td>VM2587B0</td> <td>BIG OVEN PUSH-TO-CLOSE RIGHT HANDLE PIN</td> <td>1</td> <td>PZ</td> </tr> <tr> <td>VM2615A0</td> <td>HANDLE FIXING COVER</td> <td>1</td> <td>PZ</td> </tr> </tbody> </table> | Code | Description | Qty | UOM | VI1074A0 | 4X16 SCREW FOR PLASTIC | 7 | PZ | VI1101A0 | M5X20 TSP-EI ST.STEEL DIN 7991 SCREW | 1 | PZ | VM2580A0 | | 1 | PZ | VM2581A0 | | 1 | PZ | VM2582A0 | | 1 | PZ | VM2583A0 | BIG PUSH-TO-CLOSE HANDLE PE | 1 | PZ | VM2584A0 | | 1 | PZ | VM2585B0 | BIG HANDLE COVER SUPPORT | 1 | PZ | VM2586A0 | | 2 | PZ | VM2587B0 | BIG OVEN PUSH-TO-CLOSE RIGHT HANDLE PIN | 1 | PZ | VM2615A0 | HANDLE FIXING COVER | 1 | PZ |
| Code | Description | Qty | UOM | | | | | | | | | | | | | | | | | | | | | | | | | | | | | | | | | | | | | | | | | | | | | | | | | | |
| VI1074A0 | 4X16 SCREW FOR PLASTIC | 7 | PZ | | | | | | | | | | | | | | | | | | | | | | | | | | | | | | | | | | | | | | | | | | | | | | | | | | |
| VI1101A0 | M5X20 TSP-EI ST.STEEL DIN 7991 SCREW | 1 | PZ | | | | | | | | | | | | | | | | | | | | | | | | | | | | | | | | | | | | | | | | | | | | | | | | | | |
| VM2580A0 | | 1 | PZ | | | | | | | | | | | | | | | | | | | | | | | | | | | | | | | | | | | | | | | | | | | | | | | | | | |
| VM2581A0 | | 1 | PZ | | | | | | | | | | | | | | | | | | | | | | | | | | | | | | | | | | | | | | | | | | | | | | | | | | |
| VM2582A0 | | 1 | PZ | | | | | | | | | | | | | | | | | | | | | | | | | | | | | | | | | | | | | | | | | | | | | | | | | | |
| VM2583A0 | BIG PUSH-TO-CLOSE HANDLE PE | 1 | PZ | | | | | | | | | | | | | | | | | | | | | | | | | | | | | | | | | | | | | | | | | | | | | | | | | | |
| VM2584A0 | | 1 | PZ | | | | | | | | | | | | | | | | | | | | | | | | | | | | | | | | | | | | | | | | | | | | | | | | | | |
| VM2585B0 | BIG HANDLE COVER SUPPORT | 1 | PZ | | | | | | | | | | | | | | | | | | | | | | | | | | | | | | | | | | | | | | | | | | | | | | | | | | |
| VM2586A0 | | 2 | PZ | | | | | | | | | | | | | | | | | | | | | | | | | | | | | | | | | | | | | | | | | | | | | | | | | | |
| VM2587B0 | BIG OVEN PUSH-TO-CLOSE RIGHT HANDLE PIN | 1 | PZ | | | | | | | | | | | | | | | | | | | | | | | | | | | | | | | | | | | | | | | | | | | | | | | | | | |
| VM2615A0 | HANDLE FIXING COVER | 1 | PZ | | | | | | | | | | | | | | | | | | | | | | | | | | | | | | | | | | | | | | | | | | | | | | | | | | |
| VI1930A | ST. STEEL 5X20 CHIP SCREW |  | VI1930A1 | ST. STEEL 5X20 CHIP SCREW | | | | | | | | | | | | | | | | | | | | | | | | | | | | | | | | | | | | | | | | | | | | | | | | | |
| OH3056A | DOUBLE GLASS CLIP SHIM |  | OH3056A0 | DOUBLE GLASS CLIP SHIM | | | | | | | | | | | | | | | | | | | | | | | | | | | | | | | | | | | | | | | | | | | | | | | | | |
| VM1631A | PLUS INNER GLASS PUSHING CAP |  | KVM1631A | CAP FOR INTERNAL GLASS 10 PCS KIT | <table border="1"> <thead> <tr> <th>Code</th> <th>Description</th> <th>Qty</th> <th>UOM</th> </tr> </thead> <tbody> <tr> <td>VM1224A0</td> <td>65MY 220MM 2 COLOURS SHRINK TUBE</td> <td>0.200</td> <td>M</td> </tr> <tr> <td>VM1631A0</td> <td>PLUS INNER GLASS PUSHING CAP</td> <td>10</td> <td>PZ</td> </tr> </tbody> </table> | Code | Description | Qty | UOM | VM1224A0 | 65MY 220MM 2 COLOURS SHRINK TUBE | 0.200 | M | VM1631A0 | PLUS INNER GLASS PUSHING CAP | 10 | PZ | | | | | | | | | | | | | | | | | | | | | | | | | | | | | | | | | | | | |
| Code | Description | Qty | UOM | | | | | | | | | | | | | | | | | | | | | | | | | | | | | | | | | | | | | | | | | | | | | | | | | | |
| VM1224A0 | 65MY 220MM 2 COLOURS SHRINK TUBE | 0.200 | M | | | | | | | | | | | | | | | | | | | | | | | | | | | | | | | | | | | | | | | | | | | | | | | | | | |
| VM1631A0 | PLUS INNER GLASS PUSHING CAP | 10 | PZ | | | | | | | | | | | | | | | | | | | | | | | | | | | | | | | | | | | | | | | | | | | | | | | | | | |

| COMPONENT | | | SPARE PART | | | | | | | | | | | | | | | | | | | | | | | | | | | | | | | | | | | | | | | | | | | | | | |
|-----------|--|---|------------|--|---|------|-------------|-----|-----|----------|------------------------------------|---|----|----------|------------------------------------|---|----|----------|----------------------------------|---|----|----------|--------------------------------|---|----|----------|--|---|----|----------|---------------------------------|---|----|----------|----------------------------|---|----|----------|-------------------------------|---|----|----------|--------------------------|---|----|----------|------------|---|----|
| Code | Description | Image | Code | Description | Components list | | | | | | | | | | | | | | | | | | | | | | | | | | | | | | | | | | | | | | | | | | | | |
| VM2570C | XEVL INTERNAL GLASS CAP SUPPORT |  | KVM2570C | XEVL INTERNAL GLASS CAP SUPPORT 4PCS KIT | | | | | | | | | | | | | | | | | | | | | | | | | | | | | | | | | | | | | | | | | | | | | |
| VM1379B | XEVL BIG TROLLEY GASKET WASHER |  | KVM1376A | XF023-XF043 RIGHT DOOR COLUMN KIT | <table border="1"> <thead> <tr> <th>Code</th> <th>Description</th> <th>Qty</th> <th>UOM</th> </tr> </thead> <tbody> <tr> <td>0H3110A1</td> <td>GLASS HOLDING ST.STEEL UPPER PLATE</td> <td>1</td> <td>PZ</td> </tr> <tr> <td>0H3111A2</td> <td>GLASS HOLDING ST.STEEL LOWER PLATE</td> <td>1</td> <td>PZ</td> </tr> <tr> <td>GN1240A0</td> <td>COLUMN-GLA SS BLACK SILICON SEAL</td> <td>2</td> <td>PZ</td> </tr> <tr> <td>VI1865A0</td> <td>5X10 TCB+ SELF-THREADING SCREW</td> <td>1</td> <td>PZ</td> </tr> <tr> <td>VI1870A0</td> <td>50X50 SELF-THREADING SCREW FOR PLASTIC</td> <td>1</td> <td>PZ</td> </tr> <tr> <td>VM1376A0</td> <td>L. MICRO ANNA RIGHT DOOR COLUMN</td> <td>1</td> <td>PZ</td> </tr> <tr> <td>VM1376A1</td> <td>H381 LMC RIGHT DOOR COLUMN</td> <td>1</td> <td>PZ</td> </tr> <tr> <td>VM1380B0</td> <td>L.MICRO GLASS-DOOR FIXING CAP</td> <td>1</td> <td>PZ</td> </tr> <tr> <td>VM1794A0</td> <td>250X4.8 PA66 BLACK CLAMP</td> <td>2</td> <td>PZ</td> </tr> <tr> <td>VM2103A0</td> <td>CLAMP LOCK</td> <td>2</td> <td>PZ</td> </tr> </tbody> </table> | Code | Description | Qty | UOM | 0H3110A1 | GLASS HOLDING ST.STEEL UPPER PLATE | 1 | PZ | 0H3111A2 | GLASS HOLDING ST.STEEL LOWER PLATE | 1 | PZ | GN1240A0 | COLUMN-GLA SS BLACK SILICON SEAL | 2 | PZ | VI1865A0 | 5X10 TCB+ SELF-THREADING SCREW | 1 | PZ | VI1870A0 | 50X50 SELF-THREADING SCREW FOR PLASTIC | 1 | PZ | VM1376A0 | L. MICRO ANNA RIGHT DOOR COLUMN | 1 | PZ | VM1376A1 | H381 LMC RIGHT DOOR COLUMN | 1 | PZ | VM1380B0 | L.MICRO GLASS-DOOR FIXING CAP | 1 | PZ | VM1794A0 | 250X4.8 PA66 BLACK CLAMP | 2 | PZ | VM2103A0 | CLAMP LOCK | 2 | PZ |
| Code | Description | Qty | UOM | | | | | | | | | | | | | | | | | | | | | | | | | | | | | | | | | | | | | | | | | | | | | | |
| 0H3110A1 | GLASS HOLDING ST.STEEL UPPER PLATE | 1 | PZ | | | | | | | | | | | | | | | | | | | | | | | | | | | | | | | | | | | | | | | | | | | | | | |
| 0H3111A2 | GLASS HOLDING ST.STEEL LOWER PLATE | 1 | PZ | | | | | | | | | | | | | | | | | | | | | | | | | | | | | | | | | | | | | | | | | | | | | | |
| GN1240A0 | COLUMN-GLA SS BLACK SILICON SEAL | 2 | PZ | | | | | | | | | | | | | | | | | | | | | | | | | | | | | | | | | | | | | | | | | | | | | | |
| VI1865A0 | 5X10 TCB+ SELF-THREADING SCREW | 1 | PZ | | | | | | | | | | | | | | | | | | | | | | | | | | | | | | | | | | | | | | | | | | | | | | |
| VI1870A0 | 50X50 SELF-THREADING SCREW FOR PLASTIC | 1 | PZ | | | | | | | | | | | | | | | | | | | | | | | | | | | | | | | | | | | | | | | | | | | | | | |
| VM1376A0 | L. MICRO ANNA RIGHT DOOR COLUMN | 1 | PZ | | | | | | | | | | | | | | | | | | | | | | | | | | | | | | | | | | | | | | | | | | | | | | |
| VM1376A1 | H381 LMC RIGHT DOOR COLUMN | 1 | PZ | | | | | | | | | | | | | | | | | | | | | | | | | | | | | | | | | | | | | | | | | | | | | | |
| VM1380B0 | L.MICRO GLASS-DOOR FIXING CAP | 1 | PZ | | | | | | | | | | | | | | | | | | | | | | | | | | | | | | | | | | | | | | | | | | | | | | |
| VM1794A0 | 250X4.8 PA66 BLACK CLAMP | 2 | PZ | | | | | | | | | | | | | | | | | | | | | | | | | | | | | | | | | | | | | | | | | | | | | | |
| VM2103A0 | CLAMP LOCK | 2 | PZ | | | | | | | | | | | | | | | | | | | | | | | | | | | | | | | | | | | | | | | | | | | | | | |
| TB3337B | XEVL BIG RIGHT DOOR LOWER CROSS TUBE |  | TB3337B0 | XEVL BIG RIGHT DOOR LOWER CROSS TUBE | | | | | | | | | | | | | | | | | | | | | | | | | | | | | | | | | | | | | | | | | | | | | |


| COMPONENT | | | SPARE PART | | | | | | | | | | |
|-----------|-----------------------------------|---|------------|-----------------------------------|--|------|-------------|-----|-----|----------|-------------------------------|---|----|
| Code | Description | Image | Code | Description | Components list | | | | | | | | |
| VI1074A | 4X16 SCREW FOR PLASTIC |  | VI1074A0 | 4X16 SCREW FOR PLASTIC | | | | | | | | | |
| OB1390B | XEVL BIG RIGHT DOOR UPPER PROFILE |  | OB1390B0 | XEVL BIG RIGHT DOOR UPPER PROFILE | | | | | | | | | |
| VI0515A | STAINLESS STEEL WASHER D=5 6592 |  | VI0515A0 | STAINLESS STEEL WASHER D=5 6592 | | | | | | | | | |
| OH8010A | DOUBLE GLASS COUNTER BRACKET |  | OH8010A0 | DOUBLE GLASS COUNTER BRACKET | | | | | | | | | |
| CR1109A | XEVL DOUBLE GLASS LOWER HINGE |  | KCR1109A | BIG DOUBLE GLASS LOWER HINGE KIT | <table border="1"> <thead> <tr> <th>Code</th> <th>Description</th> <th>Qty</th> <th>UOM</th> </tr> </thead> <tbody> <tr> <td>CR1109A0</td> <td>XEVL DOUBLE GLASS LOWER HINGE</td> <td>1</td> <td>PZ</td> </tr> </tbody> </table> | Code | Description | Qty | UOM | CR1109A0 | XEVL DOUBLE GLASS LOWER HINGE | 1 | PZ |
| Code | Description | Qty | UOM | | | | | | | | | | |
| CR1109A0 | XEVL DOUBLE GLASS LOWER HINGE | 1 | PZ | | | | | | | | | | |





| COMPONENT | | | SPARE PART | | | | | | | | | | | | | | | | | | | | | | | | | | | | | | | | | | | | | | | | | | | | | | | | | | | | | | | | | | | | | | | | | | | | | | | | | | |
|-----------|---|---|------------|--|--|------|-------------|-----|-----|----------|---|---|----|----------|--|---|----|----------|--|---|----|----------|--|---|----|----------|--|---|----|----------|--|---|----|----------|---|---|----|----------|---------------------------------------|---|----|----------|-------------------------------------|---|----|----------|-------------------------------------|---|----|----------|---------------------------------|---|----|----------|---------------------------------|---|----|----------|---|---|---|----------|--|-----|----|----------|---------------------------------|---|----|----------|------------------------|---|----|----------|-------------------------|----|----|
| Code | Description | Image | Code | Description | Components list | | | | | | | | | | | | | | | | | | | | | | | | | | | | | | | | | | | | | | | | | | | | | | | | | | | | | | | | | | | | | | | | | | | | | | | | |
| VT1376A | BIG S. INTERNAL GLASS TH.6 |  | KVT1379A | BIG-L INTERNAL GLASS KIT LEFT 2GLASSES | <table border="1"> <thead> <tr> <th>Code</th> <th>Description</th> <th>Qty</th> <th>UOM</th> </tr> </thead> <tbody> <tr> <td>0B1387A0</td> <td>XEVL BIG DOUBLE GLASS UPPER EXT. PROFILE</td> <td>1</td> <td>PZ</td> </tr> <tr> <td>0B1388A0</td> <td>XEVL BIG DOUBLE GLASS LAT. EXT. PROFILE</td> <td>2</td> <td>PZ</td> </tr> <tr> <td>0B1389A0</td> <td></td> <td>2</td> <td>PZ</td> </tr> <tr> <td>0B1389A1</td> <td></td> <td>1</td> <td>PZ</td> </tr> <tr> <td>0B1389A2</td> <td>XEVL BIG DOUBLE GLASS LOWER PLATE</td> <td>1</td> <td>PZ</td> </tr> <tr> <td>0B1391A0</td> <td>XEVL BIG DOUBLE GLASS UPPER PROFILE</td> <td>2</td> <td>PZ</td> </tr> <tr> <td>0B1392A0</td> <td>XEVL BIG DOUBLE GLASS LATERAL PROFILE</td> <td>4</td> <td>PZ</td> </tr> <tr> <td>0H8010A0</td> <td>DOUBLE GLASS COUNTER BRACKET</td> <td>3</td> <td>PZ</td> </tr> <tr> <td>CR1109A0</td> <td>XEVL DOUBLE GLASS LOWER HINGE</td> <td>1</td> <td>PZ</td> </tr> <tr> <td>CR1118A0</td> <td>XEVL DOUBLE GLASS LOWER HINGE</td> <td>1</td> <td>PZ</td> </tr> <tr> <td>ED1090A0</td> <td>COATED WHITE LABEL 100X45</td> <td>1</td> <td>PZ</td> </tr> <tr> <td>IL1050B0</td> <td>WOODEN PALLET 965X875X123</td> <td>2</td> <td>PZ</td> </tr> <tr> <td>IP1508A1</td> <td>POLYSTYREN E U SHAPED PROFILE 2000X60X60</td> <td>2</td> <td>M</td> </tr> <tr> <td>SL1170A1</td> <td>S57 BLACK SILICON - 310ML CARTRIDGE</td> <td>500</td> <td>ML</td> </tr> <tr> <td>VI0055A0</td> <td>ST.STEEL TCEI M5X12 SCREW</td> <td>5</td> <td>PZ</td> </tr> <tr> <td>VI1091A0</td> <td>ST.STEEL 4X12 RIVET</td> <td>2</td> <td>PZ</td> </tr> <tr> <td>VI1094A0</td> <td>ST. STEEL M5X15 STUD</td> <td>10</td> <td>PZ</td> </tr> </tbody> </table> | Code | Description | Qty | UOM | 0B1387A0 | XEVL BIG DOUBLE GLASS UPPER EXT. PROFILE | 1 | PZ | 0B1388A0 | XEVL BIG DOUBLE GLASS LAT. EXT. PROFILE | 2 | PZ | 0B1389A0 | | 2 | PZ | 0B1389A1 | | 1 | PZ | 0B1389A2 | XEVL BIG DOUBLE GLASS LOWER PLATE | 1 | PZ | 0B1391A0 | XEVL BIG DOUBLE GLASS UPPER PROFILE | 2 | PZ | 0B1392A0 | XEVL BIG DOUBLE GLASS LATERAL PROFILE | 4 | PZ | 0H8010A0 | DOUBLE GLASS COUNTER BRACKET | 3 | PZ | CR1109A0 | XEVL DOUBLE GLASS LOWER HINGE | 1 | PZ | CR1118A0 | XEVL DOUBLE GLASS LOWER HINGE | 1 | PZ | ED1090A0 | COATED WHITE LABEL 100X45 | 1 | PZ | IL1050B0 | WOODEN PALLET 965X875X123 | 2 | PZ | IP1508A1 | POLYSTYREN E U SHAPED PROFILE 2000X60X60 | 2 | M | SL1170A1 | S57 BLACK SILICON - 310ML CARTRIDGE | 500 | ML | VI0055A0 | ST.STEEL TCEI M5X12 SCREW | 5 | PZ | VI1091A0 | ST.STEEL 4X12 RIVET | 2 | PZ | VI1094A0 | ST. STEEL M5X15 STUD | 10 | PZ |
| Code | Description | Qty | UOM | | | | | | | | | | | | | | | | | | | | | | | | | | | | | | | | | | | | | | | | | | | | | | | | | | | | | | | | | | | | | | | | | | | | | | | | | | |
| 0B1387A0 | XEVL BIG DOUBLE GLASS UPPER EXT. PROFILE | 1 | PZ | | | | | | | | | | | | | | | | | | | | | | | | | | | | | | | | | | | | | | | | | | | | | | | | | | | | | | | | | | | | | | | | | | | | | | | | | | |
| 0B1388A0 | XEVL BIG DOUBLE GLASS LAT. EXT. PROFILE | 2 | PZ | | | | | | | | | | | | | | | | | | | | | | | | | | | | | | | | | | | | | | | | | | | | | | | | | | | | | | | | | | | | | | | | | | | | | | | | | | |
| 0B1389A0 | | 2 | PZ | | | | | | | | | | | | | | | | | | | | | | | | | | | | | | | | | | | | | | | | | | | | | | | | | | | | | | | | | | | | | | | | | | | | | | | | | | |
| 0B1389A1 | | 1 | PZ | | | | | | | | | | | | | | | | | | | | | | | | | | | | | | | | | | | | | | | | | | | | | | | | | | | | | | | | | | | | | | | | | | | | | | | | | | |
| 0B1389A2 | XEVL BIG DOUBLE GLASS LOWER PLATE | 1 | PZ | | | | | | | | | | | | | | | | | | | | | | | | | | | | | | | | | | | | | | | | | | | | | | | | | | | | | | | | | | | | | | | | | | | | | | | | | | |
| 0B1391A0 | XEVL BIG DOUBLE GLASS UPPER PROFILE | 2 | PZ | | | | | | | | | | | | | | | | | | | | | | | | | | | | | | | | | | | | | | | | | | | | | | | | | | | | | | | | | | | | | | | | | | | | | | | | | | |
| 0B1392A0 | XEVL BIG DOUBLE GLASS LATERAL PROFILE | 4 | PZ | | | | | | | | | | | | | | | | | | | | | | | | | | | | | | | | | | | | | | | | | | | | | | | | | | | | | | | | | | | | | | | | | | | | | | | | | | |
| 0H8010A0 | DOUBLE GLASS COUNTER BRACKET | 3 | PZ | | | | | | | | | | | | | | | | | | | | | | | | | | | | | | | | | | | | | | | | | | | | | | | | | | | | | | | | | | | | | | | | | | | | | | | | | | |
| CR1109A0 | XEVL DOUBLE GLASS LOWER HINGE | 1 | PZ | | | | | | | | | | | | | | | | | | | | | | | | | | | | | | | | | | | | | | | | | | | | | | | | | | | | | | | | | | | | | | | | | | | | | | | | | | |
| CR1118A0 | XEVL DOUBLE GLASS LOWER HINGE | 1 | PZ | | | | | | | | | | | | | | | | | | | | | | | | | | | | | | | | | | | | | | | | | | | | | | | | | | | | | | | | | | | | | | | | | | | | | | | | | | |
| ED1090A0 | COATED WHITE LABEL 100X45 | 1 | PZ | | | | | | | | | | | | | | | | | | | | | | | | | | | | | | | | | | | | | | | | | | | | | | | | | | | | | | | | | | | | | | | | | | | | | | | | | | |
| IL1050B0 | WOODEN PALLET 965X875X123 | 2 | PZ | | | | | | | | | | | | | | | | | | | | | | | | | | | | | | | | | | | | | | | | | | | | | | | | | | | | | | | | | | | | | | | | | | | | | | | | | | |
| IP1508A1 | POLYSTYREN E U SHAPED PROFILE 2000X60X60 | 2 | M | | | | | | | | | | | | | | | | | | | | | | | | | | | | | | | | | | | | | | | | | | | | | | | | | | | | | | | | | | | | | | | | | | | | | | | | | | |
| SL1170A1 | S57 BLACK SILICON - 310ML CARTRIDGE | 500 | ML | | | | | | | | | | | | | | | | | | | | | | | | | | | | | | | | | | | | | | | | | | | | | | | | | | | | | | | | | | | | | | | | | | | | | | | | | | |
| VI0055A0 | ST.STEEL TCEI M5X12 SCREW | 5 | PZ | | | | | | | | | | | | | | | | | | | | | | | | | | | | | | | | | | | | | | | | | | | | | | | | | | | | | | | | | | | | | | | | | | | | | | | | | | |
| VI1091A0 | ST.STEEL 4X12 RIVET | 2 | PZ | | | | | | | | | | | | | | | | | | | | | | | | | | | | | | | | | | | | | | | | | | | | | | | | | | | | | | | | | | | | | | | | | | | | | | | | | | |
| VI1094A0 | ST. STEEL M5X15 STUD | 10 | PZ | | | | | | | | | | | | | | | | | | | | | | | | | | | | | | | | | | | | | | | | | | | | | | | | | | | | | | | | | | | | | | | | | | | | | | | | | | |




PLATON SERVICE
8 (800) 500-34-47
www.platonservice.com

| COMPONENT | | | SPARE PART | | | | | | | | | | | | | | | | | | | | | | | | | | | | | | | | | | | | | | | | | | | | | | | | | | | |
|-----------|---|---|------------|--|--|------|-------------|---|-----|----------|---|--|----|----------|--------------------------|---|---|----------|----------------------------------|---|----|----------|---|--|----|----|----------|--|---|----|----------|---|---|----|----------|---------------------------------------|---|----|----------|-------------------------------------|---|----|----------|-------------------------------------|---|----|----------|---------------------------------|---|----|----------|---------------------------------|---|----|
| Code | Description | Image | Code | Description | Components list | | | | | | | | | | | | | | | | | | | | | | | | | | | | | | | | | | | | | | | | | | | | | | | | | |
| VT1376A | BIG S. INTERNAL GLASS TH.6 |  | KVT1379A | BIG-L INTERNAL GLASS KIT LEFT 2GLASSES | <table border="1"> <thead> <tr> <th>Code</th> <th>Description</th> <th>Qty</th> <th>UOM</th> </tr> </thead> <tbody> <tr> <td>VI1225A0</td> <td>STAINLESS STEEL STRUCTURE RIVET 4X10.1</td> <td>25</td> <td>PZ</td> </tr> <tr> <td>VM1059A1</td> <td>HEAT SHRINK FILM H800</td> <td>2</td> <td>M</td> </tr> <tr> <td>VT1376A0</td> <td>BIG S. INTERNAL GLASS TH.6</td> <td>1</td> <td>PZ</td> </tr> <tr> <td>VT1377A0</td> <td>BIG S. INTERNAL INTERMEDIAT E GLASS TH.6</td> <td>1</td> <td>PZ</td> </tr> </tbody> </table> | Code | Description | Qty | UOM | VI1225A0 | STAINLESS STEEL STRUCTURE RIVET 4X10.1 | 25 | PZ | VM1059A1 | HEAT SHRINK FILM H800 | 2 | M | VT1376A0 | BIG S. INTERNAL GLASS TH.6 | 1 | PZ | VT1377A0 | BIG S. INTERNAL INTERMEDIAT E GLASS TH.6 | 1 | PZ | | | | | | | | | | | | | | | | | | | | | | | | | | | | | |
| | | | Code | Description | Qty | UOM | | | | | | | | | | | | | | | | | | | | | | | | | | | | | | | | | | | | | | | | | | | | | | | | |
| VI1225A0 | STAINLESS STEEL STRUCTURE RIVET 4X10.1 | 25 | PZ | | | | | | | | | | | | | | | | | | | | | | | | | | | | | | | | | | | | | | | | | | | | | | | | | | | |
| VM1059A1 | HEAT SHRINK FILM H800 | 2 | M | | | | | | | | | | | | | | | | | | | | | | | | | | | | | | | | | | | | | | | | | | | | | | | | | | | |
| VT1376A0 | BIG S. INTERNAL GLASS TH.6 | 1 | PZ | | | | | | | | | | | | | | | | | | | | | | | | | | | | | | | | | | | | | | | | | | | | | | | | | | | |
| VT1377A0 | BIG S. INTERNAL INTERMEDIAT E GLASS TH.6 | 1 | PZ | | | | | | | | | | | | | | | | | | | | | | | | | | | | | | | | | | | | | | | | | | | | | | | | | | | |
| KVT1378A | BIG-L INTERNAL GLASS KIT 2GLASSES RIGHT | <table border="1"> <thead> <tr> <th>Code</th> <th>Description</th> <th>Qty</th> <th>UOM</th> </tr> </thead> <tbody> <tr> <td>0B1387A0</td> <td>XEVL BIG DOUBLE GLASS UPPER EXT. PROFILE</td> <td>1</td> <td>PZ</td> </tr> <tr> <td>0B1388A0</td> <td>XEVL BIG DOUBLE GLASS LAT. EXT. PROFILE</td> <td>2</td> <td>PZ</td> </tr> <tr> <td>0B1389A0</td> <td></td> <td>1</td> <td>PZ</td> </tr> <tr> <td>0B1389A1</td> <td></td> <td>1</td> <td>PZ</td> </tr> <tr> <td>0B1389A2</td> <td>XEVL BIG DOUBLE GLASS LOWER PLATE</td> <td>1</td> <td>PZ</td> </tr> <tr> <td>0B1391A0</td> <td>XEVL BIG DOUBLE GLASS UPPER PROFILE</td> <td>1</td> <td>PZ</td> </tr> <tr> <td>0B1392A0</td> <td>XEVL BIG DOUBLE GLASS LATERAL PROFILE</td> <td>2</td> <td>PZ</td> </tr> <tr> <td>0H8010A0</td> <td>DOUBLE GLASS COUNTER BRACKET</td> <td>2</td> <td>PZ</td> </tr> <tr> <td>CR1109A0</td> <td>XEVL DOUBLE GLASS LOWER HINGE</td> <td>1</td> <td>PZ</td> </tr> <tr> <td>CR1118A0</td> <td>XEVL DOUBLE GLASS LOWER HINGE</td> <td>1</td> <td>PZ</td> </tr> <tr> <td>ED1090A0</td> <td>COATED WHITE LABEL 100X45</td> <td>1</td> <td>PZ</td> </tr> <tr> <td>IL1050B0</td> <td>WOODEN PALLET 965X875X123</td> <td>2</td> <td>PZ</td> </tr> </tbody> </table> | Code | Description | Qty | UOM | 0B1387A0 | XEVL BIG DOUBLE GLASS UPPER EXT. PROFILE | 1 | PZ | 0B1388A0 | XEVL BIG DOUBLE GLASS LAT. EXT. PROFILE | 2 | PZ | 0B1389A0 | | 1 | PZ | 0B1389A1 | | 1 | PZ | 0B1389A2 | XEVL BIG DOUBLE GLASS LOWER PLATE | 1 | PZ | 0B1391A0 | XEVL BIG DOUBLE GLASS UPPER PROFILE | 1 | PZ | 0B1392A0 | XEVL BIG DOUBLE GLASS LATERAL PROFILE | 2 | PZ | 0H8010A0 | DOUBLE GLASS COUNTER BRACKET | 2 | PZ | CR1109A0 | XEVL DOUBLE GLASS LOWER HINGE | 1 | PZ | CR1118A0 | XEVL DOUBLE GLASS LOWER HINGE | 1 | PZ | ED1090A0 | COATED WHITE LABEL 100X45 | 1 | PZ | IL1050B0 | WOODEN PALLET 965X875X123 | 2 | PZ |
| Code | Description | Qty | UOM | | | | | | | | | | | | | | | | | | | | | | | | | | | | | | | | | | | | | | | | | | | | | | | | | | | |
| 0B1387A0 | XEVL BIG DOUBLE GLASS UPPER EXT. PROFILE | 1 | PZ | | | | | | | | | | | | | | | | | | | | | | | | | | | | | | | | | | | | | | | | | | | | | | | | | | | |
| 0B1388A0 | XEVL BIG DOUBLE GLASS LAT. EXT. PROFILE | 2 | PZ | | | | | | | | | | | | | | | | | | | | | | | | | | | | | | | | | | | | | | | | | | | | | | | | | | | |
| 0B1389A0 | | 1 | PZ | | | | | | | | | | | | | | | | | | | | | | | | | | | | | | | | | | | | | | | | | | | | | | | | | | | |
| 0B1389A1 | | 1 | PZ | | | | | | | | | | | | | | | | | | | | | | | | | | | | | | | | | | | | | | | | | | | | | | | | | | | |
| 0B1389A2 | XEVL BIG DOUBLE GLASS LOWER PLATE | 1 | PZ | | | | | | | | | | | | | | | | | | | | | | | | | | | | | | | | | | | | | | | | | | | | | | | | | | | |
| 0B1391A0 | XEVL BIG DOUBLE GLASS UPPER PROFILE | 1 | PZ | | | | | | | | | | | | | | | | | | | | | | | | | | | | | | | | | | | | | | | | | | | | | | | | | | | |
| 0B1392A0 | XEVL BIG DOUBLE GLASS LATERAL PROFILE | 2 | PZ | | | | | | | | | | | | | | | | | | | | | | | | | | | | | | | | | | | | | | | | | | | | | | | | | | | |
| 0H8010A0 | DOUBLE GLASS COUNTER BRACKET | 2 | PZ | | | | | | | | | | | | | | | | | | | | | | | | | | | | | | | | | | | | | | | | | | | | | | | | | | | |
| CR1109A0 | XEVL DOUBLE GLASS LOWER HINGE | 1 | PZ | | | | | | | | | | | | | | | | | | | | | | | | | | | | | | | | | | | | | | | | | | | | | | | | | | | |
| CR1118A0 | XEVL DOUBLE GLASS LOWER HINGE | 1 | PZ | | | | | | | | | | | | | | | | | | | | | | | | | | | | | | | | | | | | | | | | | | | | | | | | | | | |
| ED1090A0 | COATED WHITE LABEL 100X45 | 1 | PZ | | | | | | | | | | | | | | | | | | | | | | | | | | | | | | | | | | | | | | | | | | | | | | | | | | | |
| IL1050B0 | WOODEN PALLET 965X875X123 | 2 | PZ | | | | | | | | | | | | | | | | | | | | | | | | | | | | | | | | | | | | | | | | | | | | | | | | | | | |



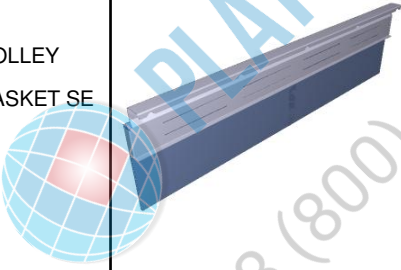
| COMPONENT | | | SPARE PART | | | | | | | | | | | | | | | | | | | | | | | | | | | | | | | | | | | | | | |
|-----------|---|---|------------|---|--|------|-------------|-----|-----|----------|---|---|----|----------|--|-----|----|----------|---------------------------------|---|----|----------|------------------------|---|----|----------|--|---|----|----------|---|----|----|----------|---|---|----|----------|---|---|----|
| Code | Description | Image | Code | Description | Components list | | | | | | | | | | | | | | | | | | | | | | | | | | | | | | | | | | | | |
| VT1376A | BIG S. INTERNAL GLASS TH.6 |  | KVT1378A | BIG-L INTERNAL GLASS KIT 2GLASSES RIGHT | <table border="1"> <thead> <tr> <th>Code</th> <th>Description</th> <th>Qty</th> <th>UOM</th> </tr> </thead> <tbody> <tr> <td>IP1508A1</td> <td>POLYSTYREN E U SHAPED PROFILE 2000X60X60</td> <td>2</td> <td>M</td> </tr> <tr> <td>SL1170A1</td> <td>S57 BLACK SILICON - 310ML CARTRIDGE</td> <td>500</td> <td>ML</td> </tr> <tr> <td>VI0055A0</td> <td>ST.STEEL TCEI M5X12 SCREW</td> <td>5</td> <td>PZ</td> </tr> <tr> <td>VI1091A0</td> <td>ST.STEEL 4X12 RIVET</td> <td>1</td> <td>PZ</td> </tr> <tr> <td>VI1094A0</td> <td>ST. STEEL M5X15 STUD</td> <td>5</td> <td>PZ</td> </tr> <tr> <td>VI1225A0</td> <td>STAINLESS STEEL STRUCTURE RIVET 4X10.1</td> <td>19</td> <td>PZ</td> </tr> <tr> <td>VT1376A0</td> <td>BIG S. INTERNAL GLASS TH.6</td> <td>1</td> <td>PZ</td> </tr> <tr> <td>VT1377A0</td> <td>BIG S. INTERNAL INTERMEDIAT E GLASS TH.6</td> <td>1</td> <td>PZ</td> </tr> </tbody> </table> | Code | Description | Qty | UOM | IP1508A1 | POLYSTYREN E U SHAPED PROFILE 2000X60X60 | 2 | M | SL1170A1 | S57 BLACK SILICON - 310ML CARTRIDGE | 500 | ML | VI0055A0 | ST.STEEL TCEI M5X12 SCREW | 5 | PZ | VI1091A0 | ST.STEEL 4X12 RIVET | 1 | PZ | VI1094A0 | ST. STEEL M5X15 STUD | 5 | PZ | VI1225A0 | STAINLESS STEEL STRUCTURE RIVET 4X10.1 | 19 | PZ | VT1376A0 | BIG S. INTERNAL GLASS TH.6 | 1 | PZ | VT1377A0 | BIG S. INTERNAL INTERMEDIAT E GLASS TH.6 | 1 | PZ |
| Code | Description | Qty | UOM | | | | | | | | | | | | | | | | | | | | | | | | | | | | | | | | | | | | | | |
| IP1508A1 | POLYSTYREN E U SHAPED PROFILE 2000X60X60 | 2 | M | | | | | | | | | | | | | | | | | | | | | | | | | | | | | | | | | | | | | | |
| SL1170A1 | S57 BLACK SILICON - 310ML CARTRIDGE | 500 | ML | | | | | | | | | | | | | | | | | | | | | | | | | | | | | | | | | | | | | | |
| VI0055A0 | ST.STEEL TCEI M5X12 SCREW | 5 | PZ | | | | | | | | | | | | | | | | | | | | | | | | | | | | | | | | | | | | | | |
| VI1091A0 | ST.STEEL 4X12 RIVET | 1 | PZ | | | | | | | | | | | | | | | | | | | | | | | | | | | | | | | | | | | | | | |
| VI1094A0 | ST. STEEL M5X15 STUD | 5 | PZ | | | | | | | | | | | | | | | | | | | | | | | | | | | | | | | | | | | | | | |
| VI1225A0 | STAINLESS STEEL STRUCTURE RIVET 4X10.1 | 19 | PZ | | | | | | | | | | | | | | | | | | | | | | | | | | | | | | | | | | | | | | |
| VT1376A0 | BIG S. INTERNAL GLASS TH.6 | 1 | PZ | | | | | | | | | | | | | | | | | | | | | | | | | | | | | | | | | | | | | | |
| VT1377A0 | BIG S. INTERNAL INTERMEDIAT E GLASS TH.6 | 1 | PZ | | | | | | | | | | | | | | | | | | | | | | | | | | | | | | | | | | | | | | |
| VT1377A | BIG S. INTERNAL INTERMEDIATE GLASS TH.6 |  | KVT1379A | BIG-L INTERNAL GLASS KIT LEFT 2GLASSES | <table border="1"> <thead> <tr> <th>Code</th> <th>Description</th> <th>Qty</th> <th>UOM</th> </tr> </thead> <tbody> <tr> <td>OB1387A0</td> <td>XEVL BIG DOUBLE GLASS UPPER EXT. PROFILE</td> <td>1</td> <td>PZ</td> </tr> <tr> <td>OB1388A0</td> <td>XEVL BIG DOUBLE GLASS LAT. EXT. PROFILE</td> <td>2</td> <td>PZ</td> </tr> <tr> <td>OB1389A0</td> <td></td> <td>2</td> <td>PZ</td> </tr> <tr> <td>OB1389A1</td> <td></td> <td>1</td> <td>PZ</td> </tr> <tr> <td>OB1389A2</td> <td>XEVL BIG DOUBLE GLASS LOWER PLATE</td> <td>1</td> <td>PZ</td> </tr> <tr> <td>OB1391A0</td> <td>XEVL BIG DOUBLE GLASS UPPER PROFILE</td> <td>2</td> <td>PZ</td> </tr> <tr> <td>OB1392A0</td> <td>XEVL BIG DOUBLE GLASS LATERAL PROFILE</td> <td>4</td> <td>PZ</td> </tr> <tr> <td>OH8010A0</td> <td>DOUBLE GLASS COUNTER BRACKET</td> <td>3</td> <td>PZ</td> </tr> </tbody> </table> | Code | Description | Qty | UOM | OB1387A0 | XEVL BIG DOUBLE GLASS UPPER EXT. PROFILE | 1 | PZ | OB1388A0 | XEVL BIG DOUBLE GLASS LAT. EXT. PROFILE | 2 | PZ | OB1389A0 | | 2 | PZ | OB1389A1 | | 1 | PZ | OB1389A2 | XEVL BIG DOUBLE GLASS LOWER PLATE | 1 | PZ | OB1391A0 | XEVL BIG DOUBLE GLASS UPPER PROFILE | 2 | PZ | OB1392A0 | XEVL BIG DOUBLE GLASS LATERAL PROFILE | 4 | PZ | OH8010A0 | DOUBLE GLASS COUNTER BRACKET | 3 | PZ |
| Code | Description | Qty | UOM | | | | | | | | | | | | | | | | | | | | | | | | | | | | | | | | | | | | | | |
| OB1387A0 | XEVL BIG DOUBLE GLASS UPPER EXT. PROFILE | 1 | PZ | | | | | | | | | | | | | | | | | | | | | | | | | | | | | | | | | | | | | | |
| OB1388A0 | XEVL BIG DOUBLE GLASS LAT. EXT. PROFILE | 2 | PZ | | | | | | | | | | | | | | | | | | | | | | | | | | | | | | | | | | | | | | |
| OB1389A0 | | 2 | PZ | | | | | | | | | | | | | | | | | | | | | | | | | | | | | | | | | | | | | | |
| OB1389A1 | | 1 | PZ | | | | | | | | | | | | | | | | | | | | | | | | | | | | | | | | | | | | | | |
| OB1389A2 | XEVL BIG DOUBLE GLASS LOWER PLATE | 1 | PZ | | | | | | | | | | | | | | | | | | | | | | | | | | | | | | | | | | | | | | |
| OB1391A0 | XEVL BIG DOUBLE GLASS UPPER PROFILE | 2 | PZ | | | | | | | | | | | | | | | | | | | | | | | | | | | | | | | | | | | | | | |
| OB1392A0 | XEVL BIG DOUBLE GLASS LATERAL PROFILE | 4 | PZ | | | | | | | | | | | | | | | | | | | | | | | | | | | | | | | | | | | | | | |
| OH8010A0 | DOUBLE GLASS COUNTER BRACKET | 3 | PZ | | | | | | | | | | | | | | | | | | | | | | | | | | | | | | | | | | | | | | |



| COMPONENT | | | SPARE PART | | | | | | | | | | | | | | | | | | | | | | | | | | | | | | | | | | | | | | | | | | | | | | | | | | | | | | | | | | | | | | | | | | | | | | | | | | | | | | | | | | | | | |
|-----------|---|---|------------|--|---|------|-------------|-----|-----|----------|-------------------------------------|---|----|----------|-------------------------------------|---|----|----------|---------------------------------|---|----|----------|---------------------------------|---|----|----------|---|---|---|----------|--|-----|----|----------|---------------------------------|---|----|----------|------------------------|---|----|----------|-------------------------|----|----|----------|---|----|----|----------|--------------------------|---|---|----------|----------------------------------|--|--|---|----|----------|---|--|--|---|----|----------|---|--|------|-------------|-----|-----|----------|---|---|----|----------|--|---|----|----------|--|---|----|----------|--|---|----|
| Code | Description | Image | Code | Description | Components list | | | | | | | | | | | | | | | | | | | | | | | | | | | | | | | | | | | | | | | | | | | | | | | | | | | | | | | | | | | | | | | | | | | | | | | | | | | | | | | | | | | |
| VT1377A | BIG S. INTERNAL INTERMEDIATE GLASS TH.6 |  | KVT1379A | BIG-L INTERNAL GLASS KIT LEFT 2GLASSES | <table border="1"> <thead> <tr> <th>Code</th> <th>Description</th> <th>Qty</th> <th>UOM</th> </tr> </thead> <tbody> <tr> <td>CR1109A0</td> <td>XEVL DOUBLE GLASS LOWER HINGE</td> <td>1</td> <td>PZ</td> </tr> <tr> <td>CR1118A0</td> <td>XEVL DOUBLE GLASS LOWER HINGE</td> <td>1</td> <td>PZ</td> </tr> <tr> <td>ED1090A0</td> <td>COATED WHITE LABEL 100X45</td> <td>1</td> <td>PZ</td> </tr> <tr> <td>IL1050B0</td> <td>WOODEN PALLET 965X875X123</td> <td>2</td> <td>PZ</td> </tr> <tr> <td>IP1508A1</td> <td>POLYSTYREN E U SHAPED PROFILE 2000X60X60</td> <td>2</td> <td>M</td> </tr> <tr> <td>SL1170A1</td> <td>S57 BLACK SILICON - 310ML CARTRIDGE</td> <td>500</td> <td>ML</td> </tr> <tr> <td>VI0055A0</td> <td>ST.STEEL TCEI M5X12 SCREW</td> <td>5</td> <td>PZ</td> </tr> <tr> <td>VI1091A0</td> <td>ST.STEEL 4X12 RIVET</td> <td>2</td> <td>PZ</td> </tr> <tr> <td>VI1094A0</td> <td>ST. STEEL M5X15 STUD</td> <td>10</td> <td>PZ</td> </tr> <tr> <td>VI1225A0</td> <td>STAINLESS STEEL STRUCTURE RIVET 4X10.1</td> <td>25</td> <td>PZ</td> </tr> <tr> <td>VM1059A1</td> <td>HEAT SHRINK FILM H800</td> <td>2</td> <td>M</td> </tr> <tr> <td>VT1376A0</td> <td>BIG S. INTERNAL GLASS TH.6</td> <td></td> <td></td> <td>1</td> <td>PZ</td> </tr> <tr> <td>VT1377A0</td> <td>BIG S. INTERNAL INTERMEDIAT E GLASS TH.6</td> <td></td> <td></td> <td>1</td> <td>PZ</td> </tr> </tbody> </table> | Code | Description | Qty | UOM | CR1109A0 | XEVL DOUBLE GLASS LOWER HINGE | 1 | PZ | CR1118A0 | XEVL DOUBLE GLASS LOWER HINGE | 1 | PZ | ED1090A0 | COATED WHITE LABEL 100X45 | 1 | PZ | IL1050B0 | WOODEN PALLET 965X875X123 | 2 | PZ | IP1508A1 | POLYSTYREN E U SHAPED PROFILE 2000X60X60 | 2 | M | SL1170A1 | S57 BLACK SILICON - 310ML CARTRIDGE | 500 | ML | VI0055A0 | ST.STEEL TCEI M5X12 SCREW | 5 | PZ | VI1091A0 | ST.STEEL 4X12 RIVET | 2 | PZ | VI1094A0 | ST. STEEL M5X15 STUD | 10 | PZ | VI1225A0 | STAINLESS STEEL STRUCTURE RIVET 4X10.1 | 25 | PZ | VM1059A1 | HEAT SHRINK FILM H800 | 2 | M | VT1376A0 | BIG S. INTERNAL GLASS TH.6 | | | 1 | PZ | VT1377A0 | BIG S. INTERNAL INTERMEDIAT E GLASS TH.6 | | | 1 | PZ | KVT1378A | BIG-L INTERNAL GLASS KIT 2GLASSES RIGHT | <table border="1"> <thead> <tr> <th>Code</th> <th>Description</th> <th>Qty</th> <th>UOM</th> </tr> </thead> <tbody> <tr> <td>0B1387A0</td> <td>XEVL BIG DOUBLE GLASS UPPER EXT. PROFILE</td> <td>1</td> <td>PZ</td> </tr> <tr> <td>0B1388A0</td> <td>XEVL BIG DOUBLE GLASS LAT. EXT. PROFILE</td> <td>2</td> <td>PZ</td> </tr> <tr> <td>0B1389A0</td> <td></td> <td>1</td> <td>PZ</td> </tr> <tr> <td>0B1389A1</td> <td></td> <td>1</td> <td>PZ</td> </tr> </tbody> </table> | Code | Description | Qty | UOM | 0B1387A0 | XEVL BIG DOUBLE GLASS UPPER EXT. PROFILE | 1 | PZ | 0B1388A0 | XEVL BIG DOUBLE GLASS LAT. EXT. PROFILE | 2 | PZ | 0B1389A0 | | 1 | PZ | 0B1389A1 | | 1 | PZ |
| | | | Code | Description | Qty | UOM | | | | | | | | | | | | | | | | | | | | | | | | | | | | | | | | | | | | | | | | | | | | | | | | | | | | | | | | | | | | | | | | | | | | | | | | | | | | | | | | | | |
| CR1109A0 | XEVL DOUBLE GLASS LOWER HINGE | 1 | PZ | | | | | | | | | | | | | | | | | | | | | | | | | | | | | | | | | | | | | | | | | | | | | | | | | | | | | | | | | | | | | | | | | | | | | | | | | | | | | | | | | | | | | |
| CR1118A0 | XEVL DOUBLE GLASS LOWER HINGE | 1 | PZ | | | | | | | | | | | | | | | | | | | | | | | | | | | | | | | | | | | | | | | | | | | | | | | | | | | | | | | | | | | | | | | | | | | | | | | | | | | | | | | | | | | | | |
| ED1090A0 | COATED WHITE LABEL 100X45 | 1 | PZ | | | | | | | | | | | | | | | | | | | | | | | | | | | | | | | | | | | | | | | | | | | | | | | | | | | | | | | | | | | | | | | | | | | | | | | | | | | | | | | | | | | | | |
| IL1050B0 | WOODEN PALLET 965X875X123 | 2 | PZ | | | | | | | | | | | | | | | | | | | | | | | | | | | | | | | | | | | | | | | | | | | | | | | | | | | | | | | | | | | | | | | | | | | | | | | | | | | | | | | | | | | | | |
| IP1508A1 | POLYSTYREN E U SHAPED PROFILE 2000X60X60 | 2 | M | | | | | | | | | | | | | | | | | | | | | | | | | | | | | | | | | | | | | | | | | | | | | | | | | | | | | | | | | | | | | | | | | | | | | | | | | | | | | | | | | | | | | |
| SL1170A1 | S57 BLACK SILICON - 310ML CARTRIDGE | 500 | ML | | | | | | | | | | | | | | | | | | | | | | | | | | | | | | | | | | | | | | | | | | | | | | | | | | | | | | | | | | | | | | | | | | | | | | | | | | | | | | | | | | | | | |
| VI0055A0 | ST.STEEL TCEI M5X12 SCREW | 5 | PZ | | | | | | | | | | | | | | | | | | | | | | | | | | | | | | | | | | | | | | | | | | | | | | | | | | | | | | | | | | | | | | | | | | | | | | | | | | | | | | | | | | | | | |
| VI1091A0 | ST.STEEL 4X12 RIVET | 2 | PZ | | | | | | | | | | | | | | | | | | | | | | | | | | | | | | | | | | | | | | | | | | | | | | | | | | | | | | | | | | | | | | | | | | | | | | | | | | | | | | | | | | | | | |
| VI1094A0 | ST. STEEL M5X15 STUD | 10 | PZ | | | | | | | | | | | | | | | | | | | | | | | | | | | | | | | | | | | | | | | | | | | | | | | | | | | | | | | | | | | | | | | | | | | | | | | | | | | | | | | | | | | | | |
| VI1225A0 | STAINLESS STEEL STRUCTURE RIVET 4X10.1 | 25 | PZ | | | | | | | | | | | | | | | | | | | | | | | | | | | | | | | | | | | | | | | | | | | | | | | | | | | | | | | | | | | | | | | | | | | | | | | | | | | | | | | | | | | | | |
| VM1059A1 | HEAT SHRINK FILM H800 | 2 | M | | | | | | | | | | | | | | | | | | | | | | | | | | | | | | | | | | | | | | | | | | | | | | | | | | | | | | | | | | | | | | | | | | | | | | | | | | | | | | | | | | | | | |
| VT1376A0 | BIG S. INTERNAL GLASS TH.6 | | | 1 | PZ | | | | | | | | | | | | | | | | | | | | | | | | | | | | | | | | | | | | | | | | | | | | | | | | | | | | | | | | | | | | | | | | | | | | | | | | | | | | | | | | | | | |
| VT1377A0 | BIG S. INTERNAL INTERMEDIAT E GLASS TH.6 | | | 1 | PZ | | | | | | | | | | | | | | | | | | | | | | | | | | | | | | | | | | | | | | | | | | | | | | | | | | | | | | | | | | | | | | | | | | | | | | | | | | | | | | | | | | | |
| Code | Description | Qty | UOM | | | | | | | | | | | | | | | | | | | | | | | | | | | | | | | | | | | | | | | | | | | | | | | | | | | | | | | | | | | | | | | | | | | | | | | | | | | | | | | | | | | | | |
| 0B1387A0 | XEVL BIG DOUBLE GLASS UPPER EXT. PROFILE | 1 | PZ | | | | | | | | | | | | | | | | | | | | | | | | | | | | | | | | | | | | | | | | | | | | | | | | | | | | | | | | | | | | | | | | | | | | | | | | | | | | | | | | | | | | | |
| 0B1388A0 | XEVL BIG DOUBLE GLASS LAT. EXT. PROFILE | 2 | PZ | | | | | | | | | | | | | | | | | | | | | | | | | | | | | | | | | | | | | | | | | | | | | | | | | | | | | | | | | | | | | | | | | | | | | | | | | | | | | | | | | | | | | |
| 0B1389A0 | | 1 | PZ | | | | | | | | | | | | | | | | | | | | | | | | | | | | | | | | | | | | | | | | | | | | | | | | | | | | | | | | | | | | | | | | | | | | | | | | | | | | | | | | | | | | | |
| 0B1389A1 | | 1 | PZ | | | | | | | | | | | | | | | | | | | | | | | | | | | | | | | | | | | | | | | | | | | | | | | | | | | | | | | | | | | | | | | | | | | | | | | | | | | | | | | | | | | | | |



| COMPONENT | | | SPARE PART | | | | | | | | | | | | | | | | | | | | | | | | | | | | | | | | | | | | | | | | | | | | | | | | | | | | | | | | | | | | | | | | | | | | | | | | |
|-----------|---|-------|------------|---|---|------|-------------|-----|-----|----------|--|---|----|----------|--|---|----|----------|---|---|----|----------|---------------------------------------|---|----|----------|-------------------------------------|---|----|----------|-------------------------------------|---|----|----------|---------------------------------|---|----|----------|---------------------------------|---|----|----------|---|---|---|----------|--|-----|----|----------|---------------------------------|---|----|----------|------------------------|---|----|----------|-------------------------|---|----|----------|---|----|----|----------|----------------------------------|--|---|----|----------|---|--|---|----|
| Code | Description | Image | Code | Description | Components list | | | | | | | | | | | | | | | | | | | | | | | | | | | | | | | | | | | | | | | | | | | | | | | | | | | | | | | | | | | | | | | | | | | | | | |
| VT1377A | BIG S. INTERNAL INTERMEDIATE GLASS TH.6 | | KVT1378A | BIG-L INTERNAL GLASS KIT 2GLASSES RIGHT | <table border="1"> <thead> <tr> <th>Code</th> <th>Description</th> <th>Qty</th> <th>UOM</th> </tr> </thead> <tbody> <tr> <td>0B1389A2</td> <td>XEVL BIG DOUBLE GLASS LOWER PLATE</td> <td>1</td> <td>PZ</td> </tr> <tr> <td>0B1391A0</td> <td>XEVL BIG DOUBLE GLASS UPPER PROFILE</td> <td>1</td> <td>PZ</td> </tr> <tr> <td>0B1392A0</td> <td>XEVL BIG DOUBLE GLASS LATERAL PROFILE</td> <td>2</td> <td>PZ</td> </tr> <tr> <td>0H8010A0</td> <td>DOUBLE GLASS COUNTER BRACKET</td> <td>2</td> <td>PZ</td> </tr> <tr> <td>CR1109A0</td> <td>XEVL DOUBLE GLASS LOWER HINGE</td> <td>1</td> <td>PZ</td> </tr> <tr> <td>CR1118A0</td> <td>XEVL DOUBLE GLASS LOWER HINGE</td> <td>1</td> <td>PZ</td> </tr> <tr> <td>ED1090A0</td> <td>COATED WHITE LABEL 100X45</td> <td>1</td> <td>PZ</td> </tr> <tr> <td>IL1050B0</td> <td>WOODEN PALLET 965X875X123</td> <td>2</td> <td>PZ</td> </tr> <tr> <td>IP1508A1</td> <td>POLYSTYREN E U SHAPED PROFILE 2000X60X60</td> <td>2</td> <td>M</td> </tr> <tr> <td>SL1170A1</td> <td>S57 BLACK SILICON - 310ML CARTRIDGE</td> <td>500</td> <td>ML</td> </tr> <tr> <td>VI0055A0</td> <td>ST.STEEL TCEI M5X12 SCREW</td> <td>5</td> <td>PZ</td> </tr> <tr> <td>VI1091A0</td> <td>ST.STEEL 4X12 RIVET</td> <td>1</td> <td>PZ</td> </tr> <tr> <td>VI1094A0</td> <td>ST. STEEL M5X15 STUD</td> <td>5</td> <td>PZ</td> </tr> <tr> <td>VI1225A0</td> <td>STAINLESS STEEL STRUCTURE RIVET 4X10.1</td> <td>19</td> <td>PZ</td> </tr> <tr> <td>VT1376A0</td> <td>BIG S. INTERNAL GLASS TH.6</td> <td></td> <td>1</td> <td>PZ</td> </tr> <tr> <td>VT1377A0</td> <td>BIG S. INTERNAL INTERMEDIAT E GLASS TH.6</td> <td></td> <td>1</td> <td>PZ</td> </tr> </tbody> </table> | Code | Description | Qty | UOM | 0B1389A2 | XEVL BIG DOUBLE GLASS LOWER PLATE | 1 | PZ | 0B1391A0 | XEVL BIG DOUBLE GLASS UPPER PROFILE | 1 | PZ | 0B1392A0 | XEVL BIG DOUBLE GLASS LATERAL PROFILE | 2 | PZ | 0H8010A0 | DOUBLE GLASS COUNTER BRACKET | 2 | PZ | CR1109A0 | XEVL DOUBLE GLASS LOWER HINGE | 1 | PZ | CR1118A0 | XEVL DOUBLE GLASS LOWER HINGE | 1 | PZ | ED1090A0 | COATED WHITE LABEL 100X45 | 1 | PZ | IL1050B0 | WOODEN PALLET 965X875X123 | 2 | PZ | IP1508A1 | POLYSTYREN E U SHAPED PROFILE 2000X60X60 | 2 | M | SL1170A1 | S57 BLACK SILICON - 310ML CARTRIDGE | 500 | ML | VI0055A0 | ST.STEEL TCEI M5X12 SCREW | 5 | PZ | VI1091A0 | ST.STEEL 4X12 RIVET | 1 | PZ | VI1094A0 | ST. STEEL M5X15 STUD | 5 | PZ | VI1225A0 | STAINLESS STEEL STRUCTURE RIVET 4X10.1 | 19 | PZ | VT1376A0 | BIG S. INTERNAL GLASS TH.6 | | 1 | PZ | VT1377A0 | BIG S. INTERNAL INTERMEDIAT E GLASS TH.6 | | 1 | PZ |
| Code | Description | Qty | UOM | | | | | | | | | | | | | | | | | | | | | | | | | | | | | | | | | | | | | | | | | | | | | | | | | | | | | | | | | | | | | | | | | | | | | | | | |
| 0B1389A2 | XEVL BIG DOUBLE GLASS LOWER PLATE | 1 | PZ | | | | | | | | | | | | | | | | | | | | | | | | | | | | | | | | | | | | | | | | | | | | | | | | | | | | | | | | | | | | | | | | | | | | | | | | |
| 0B1391A0 | XEVL BIG DOUBLE GLASS UPPER PROFILE | 1 | PZ | | | | | | | | | | | | | | | | | | | | | | | | | | | | | | | | | | | | | | | | | | | | | | | | | | | | | | | | | | | | | | | | | | | | | | | | |
| 0B1392A0 | XEVL BIG DOUBLE GLASS LATERAL PROFILE | 2 | PZ | | | | | | | | | | | | | | | | | | | | | | | | | | | | | | | | | | | | | | | | | | | | | | | | | | | | | | | | | | | | | | | | | | | | | | | | |
| 0H8010A0 | DOUBLE GLASS COUNTER BRACKET | 2 | PZ | | | | | | | | | | | | | | | | | | | | | | | | | | | | | | | | | | | | | | | | | | | | | | | | | | | | | | | | | | | | | | | | | | | | | | | | |
| CR1109A0 | XEVL DOUBLE GLASS LOWER HINGE | 1 | PZ | | | | | | | | | | | | | | | | | | | | | | | | | | | | | | | | | | | | | | | | | | | | | | | | | | | | | | | | | | | | | | | | | | | | | | | | |
| CR1118A0 | XEVL DOUBLE GLASS LOWER HINGE | 1 | PZ | | | | | | | | | | | | | | | | | | | | | | | | | | | | | | | | | | | | | | | | | | | | | | | | | | | | | | | | | | | | | | | | | | | | | | | | |
| ED1090A0 | COATED WHITE LABEL 100X45 | 1 | PZ | | | | | | | | | | | | | | | | | | | | | | | | | | | | | | | | | | | | | | | | | | | | | | | | | | | | | | | | | | | | | | | | | | | | | | | | |
| IL1050B0 | WOODEN PALLET 965X875X123 | 2 | PZ | | | | | | | | | | | | | | | | | | | | | | | | | | | | | | | | | | | | | | | | | | | | | | | | | | | | | | | | | | | | | | | | | | | | | | | | |
| IP1508A1 | POLYSTYREN E U SHAPED PROFILE 2000X60X60 | 2 | M | | | | | | | | | | | | | | | | | | | | | | | | | | | | | | | | | | | | | | | | | | | | | | | | | | | | | | | | | | | | | | | | | | | | | | | | |
| SL1170A1 | S57 BLACK SILICON - 310ML CARTRIDGE | 500 | ML | | | | | | | | | | | | | | | | | | | | | | | | | | | | | | | | | | | | | | | | | | | | | | | | | | | | | | | | | | | | | | | | | | | | | | | | |
| VI0055A0 | ST.STEEL TCEI M5X12 SCREW | 5 | PZ | | | | | | | | | | | | | | | | | | | | | | | | | | | | | | | | | | | | | | | | | | | | | | | | | | | | | | | | | | | | | | | | | | | | | | | | |
| VI1091A0 | ST.STEEL 4X12 RIVET | 1 | PZ | | | | | | | | | | | | | | | | | | | | | | | | | | | | | | | | | | | | | | | | | | | | | | | | | | | | | | | | | | | | | | | | | | | | | | | | |
| VI1094A0 | ST. STEEL M5X15 STUD | 5 | PZ | | | | | | | | | | | | | | | | | | | | | | | | | | | | | | | | | | | | | | | | | | | | | | | | | | | | | | | | | | | | | | | | | | | | | | | | |
| VI1225A0 | STAINLESS STEEL STRUCTURE RIVET 4X10.1 | 19 | PZ | | | | | | | | | | | | | | | | | | | | | | | | | | | | | | | | | | | | | | | | | | | | | | | | | | | | | | | | | | | | | | | | | | | | | | | | |
| VT1376A0 | BIG S. INTERNAL GLASS TH.6 | | 1 | PZ | | | | | | | | | | | | | | | | | | | | | | | | | | | | | | | | | | | | | | | | | | | | | | | | | | | | | | | | | | | | | | | | | | | | | | | |
| VT1377A0 | BIG S. INTERNAL INTERMEDIAT E GLASS TH.6 | | 1 | PZ | | | | | | | | | | | | | | | | | | | | | | | | | | | | | | | | | | | | | | | | | | | | | | | | | | | | | | | | | | | | | | | | | | | | | | | |


| COMPONENT | | | SPARE PART | | | | | | | | | | | | | | | | | | | | | | | | | | | | | | | | | | | | | | | | | | | | | | | | | | | | | | |
|-----------|--|---|------------|----------------------------------|---|------|-------------|-----|-----|----------|--------------------------------------|---|----|----------|---------------------------------------|---|----|----------|--|-------|---|----------|--|---|----|----------|--|-------|---|----------|--|---|----|----------|---------------------------|-------|---|----------|-------------------------------------|-----|----|----------|-------------------------------|---|----|----------|---------------------------------|---|----|----------|---------------------------------|---|----|----------|-----------------------|---|----|
| Code | Description | Image | Code | Description | Components list | | | | | | | | | | | | | | | | | | | | | | | | | | | | | | | | | | | | | | | | | | | | | | | | | | | | |
| CR1118A | XEVL DOUBLE GLASS LOWER HINGE |  | KCR1118A | BIG DOUBLE GLASS UPPER HINGE KIT | <table border="1"> <thead> <tr> <th>Code</th> <th>Description</th> <th>Qty</th> <th>UOM</th> </tr> </thead> <tbody> <tr> <td>CR1118A0</td> <td>XEVL DOUBLE GLASS LOWER HINGE</td> <td>1</td> <td>PZ</td> </tr> </tbody> </table> | Code | Description | Qty | UOM | CR1118A0 | XEVL DOUBLE GLASS LOWER HINGE | 1 | PZ | | | | | | | | | | | | | | | | | | | | | | | | | | | | | | | | | | | | | | | | | | | | |
| Code | Description | Qty | UOM | | | | | | | | | | | | | | | | | | | | | | | | | | | | | | | | | | | | | | | | | | | | | | | | | | | | | | |
| CR1118A0 | XEVL DOUBLE GLASS LOWER HINGE | 1 | PZ | | | | | | | | | | | | | | | | | | | | | | | | | | | | | | | | | | | | | | | | | | | | | | | | | | | | | | |
| 0H8010A | DOUBLE GLASS COUNTER BRACKET |  | 0H8010A0 | DOUBLE GLASS COUNTER BRACKET | | | | | | | | | | | | | | | | | | | | | | | | | | | | | | | | | | | | | | | | | | | | | | | | | | | | | |
| GN1690A | XEVL BIG DOOR-TROLLEY SINGLE GASKET SE |  | KGN1678A | BIG-L TROLLEY DOOR GASKET KIT | <table border="1"> <thead> <tr> <th>Code</th> <th>Description</th> <th>Qty</th> <th>UOM</th> </tr> </thead> <tbody> <tr> <td>0B1345A0</td> <td>BIG DOOR-TROLL EY GASKET GLUING PLAT</td> <td>1</td> <td>PZ</td> </tr> <tr> <td>0B1345A1</td> <td>XEVL BIG TROLLEY GASKET BONDING PLATE</td> <td>1</td> <td>PZ</td> </tr> <tr> <td>GN1618A0</td> <td></td> <td>0.750</td> <td>M</td> </tr> <tr> <td>GN1619A0</td> <td></td> <td>1</td> <td>PZ</td> </tr> <tr> <td>GN1620A0</td> <td></td> <td>0.750</td> <td>M</td> </tr> <tr> <td>GN1621A0</td> <td></td> <td>1</td> <td>PZ</td> </tr> <tr> <td>GN1677A0</td> <td>XEVL DOOR-TROLL EY GASKET</td> <td>0.750</td> <td>M</td> </tr> <tr> <td>SL1170A1</td> <td>S57 BLACK SILICON - 310ML CARTRIDGE</td> <td>180</td> <td>ML</td> </tr> <tr> <td>TB2629A0</td> <td>XEVL DOOR-TROLL EY GASKET ROD</td> <td>2</td> <td>PZ</td> </tr> <tr> <td>VI0515A0</td> <td>STAINLESS STEEL WASHER D=5 6592</td> <td>5</td> <td>PZ</td> </tr> <tr> <td>VI1770A0</td> <td>STAINLESS STEEL NUT M5 H=5 CH=8</td> <td>5</td> <td>PZ</td> </tr> <tr> <td>VI1992A0</td> <td>ST STEEL WASHER M5X15</td> <td>5</td> <td>PZ</td> </tr> </tbody> </table> | Code | Description | Qty | UOM | 0B1345A0 | BIG DOOR-TROLL EY GASKET GLUING PLAT | 1 | PZ | 0B1345A1 | XEVL BIG TROLLEY GASKET BONDING PLATE | 1 | PZ | GN1618A0 | | 0.750 | M | GN1619A0 | | 1 | PZ | GN1620A0 | | 0.750 | M | GN1621A0 | | 1 | PZ | GN1677A0 | XEVL DOOR-TROLL EY GASKET | 0.750 | M | SL1170A1 | S57 BLACK SILICON - 310ML CARTRIDGE | 180 | ML | TB2629A0 | XEVL DOOR-TROLL EY GASKET ROD | 2 | PZ | VI0515A0 | STAINLESS STEEL WASHER D=5 6592 | 5 | PZ | VI1770A0 | STAINLESS STEEL NUT M5 H=5 CH=8 | 5 | PZ | VI1992A0 | ST STEEL WASHER M5X15 | 5 | PZ |
| Code | Description | Qty | UOM | | | | | | | | | | | | | | | | | | | | | | | | | | | | | | | | | | | | | | | | | | | | | | | | | | | | | | |
| 0B1345A0 | BIG DOOR-TROLL EY GASKET GLUING PLAT | 1 | PZ | | | | | | | | | | | | | | | | | | | | | | | | | | | | | | | | | | | | | | | | | | | | | | | | | | | | | | |
| 0B1345A1 | XEVL BIG TROLLEY GASKET BONDING PLATE | 1 | PZ | | | | | | | | | | | | | | | | | | | | | | | | | | | | | | | | | | | | | | | | | | | | | | | | | | | | | | |
| GN1618A0 | | 0.750 | M | | | | | | | | | | | | | | | | | | | | | | | | | | | | | | | | | | | | | | | | | | | | | | | | | | | | | | |
| GN1619A0 | | 1 | PZ | | | | | | | | | | | | | | | | | | | | | | | | | | | | | | | | | | | | | | | | | | | | | | | | | | | | | | |
| GN1620A0 | | 0.750 | M | | | | | | | | | | | | | | | | | | | | | | | | | | | | | | | | | | | | | | | | | | | | | | | | | | | | | | |
| GN1621A0 | | 1 | PZ | | | | | | | | | | | | | | | | | | | | | | | | | | | | | | | | | | | | | | | | | | | | | | | | | | | | | | |
| GN1677A0 | XEVL DOOR-TROLL EY GASKET | 0.750 | M | | | | | | | | | | | | | | | | | | | | | | | | | | | | | | | | | | | | | | | | | | | | | | | | | | | | | | |
| SL1170A1 | S57 BLACK SILICON - 310ML CARTRIDGE | 180 | ML | | | | | | | | | | | | | | | | | | | | | | | | | | | | | | | | | | | | | | | | | | | | | | | | | | | | | | |
| TB2629A0 | XEVL DOOR-TROLL EY GASKET ROD | 2 | PZ | | | | | | | | | | | | | | | | | | | | | | | | | | | | | | | | | | | | | | | | | | | | | | | | | | | | | | |
| VI0515A0 | STAINLESS STEEL WASHER D=5 6592 | 5 | PZ | | | | | | | | | | | | | | | | | | | | | | | | | | | | | | | | | | | | | | | | | | | | | | | | | | | | | | |
| VI1770A0 | STAINLESS STEEL NUT M5 H=5 CH=8 | 5 | PZ | | | | | | | | | | | | | | | | | | | | | | | | | | | | | | | | | | | | | | | | | | | | | | | | | | | | | | |
| VI1992A0 | ST STEEL WASHER M5X15 | 5 | PZ | | | | | | | | | | | | | | | | | | | | | | | | | | | | | | | | | | | | | | | | | | | | | | | | | | | | | | |





ASM2460A/0.D07 - External cover




ASM2460A/0.D07 - External cover




| COMPONENT | | | SPARE PART | | | | | | | | | | | | | | | | | | | | | | | | | | | | | | | | | | | | | | | | | | | | | | | | | | | | | | | | | | | | | | | | | | | | | | | | | | | | | | |
|-----------|--|---|------------|-------------------------------------|---|-------------|-------------|-----------------|-----|----------|-----------------|------------|----|----------|------------|--|-------|----------|--|-------|---|----------|-------------------------------------|---|----|----------|-----------------------|---|----|----------|--------------------------------|---|----|----------|----------------------------------|-------|---|----------|-----------------------|---|----|----------|-----------------------|---|----|----------|-----------------------|---|----|----------|-----------------------|---|----|----------|-----------------------|---|----|----------|-------------------------|---|----|----------|-------------------------|---|----|----------|---------------------|---|----|----------|---------------------|---|----|----------|-----------------------|---|----|----------|-----------------------|---|----|
| Code | Description | Image | Code | Description | Components list | | | | | | | | | | | | | | | | | | | | | | | | | | | | | | | | | | | | | | | | | | | | | | | | | | | | | | | | | | | | | | | | | | | | | | | | | | | | |
| RC1378A | HOSE CLAMP |  | KVM2379A | MM 200V VENTURI ACTUATOR SYSTEM KIT | <table border="1"> <thead> <tr> <th>Code</th> <th>Description</th> <th>Qty</th> <th>UOM</th> </tr> </thead> <tbody> <tr> <td>GN1556A0</td> <td>MM VENTURI SEAL</td> <td>1</td> <td>PZ</td> </tr> <tr> <td>RC1378A0</td> <td>HOSE CLAMP</td> <td>3</td> <td>PZ</td> </tr> <tr> <td>TB1520A0</td> <td>INT. Ø=38 TH=4 DRAIN BLACK RUBBER PIPE</td> <td>0.170</td> <td>M</td> </tr> <tr> <td>VE1140A0</td> <td>VENTURI ACTUATOR 200V 60 HZ SERIE 2</td> <td>1</td> <td>PZ</td> </tr> <tr> <td>VI1032A0</td> <td>SCREW M4X16 TCB+ INOX</td> <td>1</td> <td>PZ</td> </tr> <tr> <td>VI1220A1</td> <td>4,2X12 TCB SELF-TAPPIN G SCREW</td> <td>6</td> <td>PZ</td> </tr> <tr> <td>VM1224A0</td> <td>65MY 220MM 2 COLOURS SHRINK TUBE</td> <td>0.300</td> <td>M</td> </tr> <tr> <td>VM2345A0</td> <td>MM VENTURI UPPER BODY</td> <td>1</td> <td>PZ</td> </tr> <tr> <td>VM2345A0</td> <td>MM VENTURI UPPER BODY</td> <td>1</td> <td>PZ</td> </tr> <tr> <td>VM2346A0</td> <td>MM VENTURI LOWER BODY</td> <td>1</td> <td>PZ</td> </tr> <tr> <td>VM2346A0</td> <td>MM VENTURI LOWER BODY</td> <td>1</td> <td>PZ</td> </tr> <tr> <td>VM2346A1</td> <td>S6 VENTURI LOWER HALF</td> <td>1</td> <td>PZ</td> </tr> <tr> <td>VM2347A0</td> <td>VENTURI MIND.MAPS COVER</td> <td>1</td> <td>PZ</td> </tr> <tr> <td>VM2347A0</td> <td>VENTURI MIND.MAPS COVER</td> <td>1</td> <td>PZ</td> </tr> <tr> <td>VM2348A0</td> <td>VENTURI PLATE SPACE</td> <td>1</td> <td>PZ</td> </tr> <tr> <td>VM2348A0</td> <td>VENTURI PLATE SPACE</td> <td>1</td> <td>PZ</td> </tr> <tr> <td>VM2349A0</td> <td>VENTURI LOWER BUSHING</td> <td>1</td> <td>PZ</td> </tr> <tr> <td>VM2349A0</td> <td>VENTURI LOWER BUSHING</td> <td>1</td> <td>PZ</td> </tr> </tbody> </table> | Code | Description | Qty | UOM | GN1556A0 | MM VENTURI SEAL | 1 | PZ | RC1378A0 | HOSE CLAMP | 3 | PZ | TB1520A0 | INT. Ø=38 TH=4 DRAIN BLACK RUBBER PIPE | 0.170 | M | VE1140A0 | VENTURI ACTUATOR 200V 60 HZ SERIE 2 | 1 | PZ | VI1032A0 | SCREW M4X16 TCB+ INOX | 1 | PZ | VI1220A1 | 4,2X12 TCB SELF-TAPPIN G SCREW | 6 | PZ | VM1224A0 | 65MY 220MM 2 COLOURS SHRINK TUBE | 0.300 | M | VM2345A0 | MM VENTURI UPPER BODY | 1 | PZ | VM2345A0 | MM VENTURI UPPER BODY | 1 | PZ | VM2346A0 | MM VENTURI LOWER BODY | 1 | PZ | VM2346A0 | MM VENTURI LOWER BODY | 1 | PZ | VM2346A1 | S6 VENTURI LOWER HALF | 1 | PZ | VM2347A0 | VENTURI MIND.MAPS COVER | 1 | PZ | VM2347A0 | VENTURI MIND.MAPS COVER | 1 | PZ | VM2348A0 | VENTURI PLATE SPACE | 1 | PZ | VM2348A0 | VENTURI PLATE SPACE | 1 | PZ | VM2349A0 | VENTURI LOWER BUSHING | 1 | PZ | VM2349A0 | VENTURI LOWER BUSHING | 1 | PZ |
| | | | | | Code | Description | Qty | UOM | | | | | | | | | | | | | | | | | | | | | | | | | | | | | | | | | | | | | | | | | | | | | | | | | | | | | | | | | | | | | | | | | | | | | | | | | |
| GN1556A0 | MM VENTURI SEAL | 1 | PZ | | | | | | | | | | | | | | | | | | | | | | | | | | | | | | | | | | | | | | | | | | | | | | | | | | | | | | | | | | | | | | | | | | | | | | | | | | | | | | |
| RC1378A0 | HOSE CLAMP | 3 | PZ | | | | | | | | | | | | | | | | | | | | | | | | | | | | | | | | | | | | | | | | | | | | | | | | | | | | | | | | | | | | | | | | | | | | | | | | | | | | | | |
| TB1520A0 | INT. Ø=38 TH=4 DRAIN BLACK RUBBER PIPE | 0.170 | M | | | | | | | | | | | | | | | | | | | | | | | | | | | | | | | | | | | | | | | | | | | | | | | | | | | | | | | | | | | | | | | | | | | | | | | | | | | | | | |
| VE1140A0 | VENTURI ACTUATOR 200V 60 HZ SERIE 2 | 1 | PZ | | | | | | | | | | | | | | | | | | | | | | | | | | | | | | | | | | | | | | | | | | | | | | | | | | | | | | | | | | | | | | | | | | | | | | | | | | | | | | |
| VI1032A0 | SCREW M4X16 TCB+ INOX | 1 | PZ | | | | | | | | | | | | | | | | | | | | | | | | | | | | | | | | | | | | | | | | | | | | | | | | | | | | | | | | | | | | | | | | | | | | | | | | | | | | | | |
| VI1220A1 | 4,2X12 TCB SELF-TAPPIN G SCREW | 6 | PZ | | | | | | | | | | | | | | | | | | | | | | | | | | | | | | | | | | | | | | | | | | | | | | | | | | | | | | | | | | | | | | | | | | | | | | | | | | | | | | |
| VM1224A0 | 65MY 220MM 2 COLOURS SHRINK TUBE | 0.300 | M | | | | | | | | | | | | | | | | | | | | | | | | | | | | | | | | | | | | | | | | | | | | | | | | | | | | | | | | | | | | | | | | | | | | | | | | | | | | | | |
| VM2345A0 | MM VENTURI UPPER BODY | 1 | PZ | | | | | | | | | | | | | | | | | | | | | | | | | | | | | | | | | | | | | | | | | | | | | | | | | | | | | | | | | | | | | | | | | | | | | | | | | | | | | | |
| VM2345A0 | MM VENTURI UPPER BODY | 1 | PZ | | | | | | | | | | | | | | | | | | | | | | | | | | | | | | | | | | | | | | | | | | | | | | | | | | | | | | | | | | | | | | | | | | | | | | | | | | | | | | |
| VM2346A0 | MM VENTURI LOWER BODY | 1 | PZ | | | | | | | | | | | | | | | | | | | | | | | | | | | | | | | | | | | | | | | | | | | | | | | | | | | | | | | | | | | | | | | | | | | | | | | | | | | | | | |
| VM2346A0 | MM VENTURI LOWER BODY | 1 | PZ | | | | | | | | | | | | | | | | | | | | | | | | | | | | | | | | | | | | | | | | | | | | | | | | | | | | | | | | | | | | | | | | | | | | | | | | | | | | | | |
| VM2346A1 | S6 VENTURI LOWER HALF | 1 | PZ | | | | | | | | | | | | | | | | | | | | | | | | | | | | | | | | | | | | | | | | | | | | | | | | | | | | | | | | | | | | | | | | | | | | | | | | | | | | | | |
| VM2347A0 | VENTURI MIND.MAPS COVER | 1 | PZ | | | | | | | | | | | | | | | | | | | | | | | | | | | | | | | | | | | | | | | | | | | | | | | | | | | | | | | | | | | | | | | | | | | | | | | | | | | | | | |
| VM2347A0 | VENTURI MIND.MAPS COVER | 1 | PZ | | | | | | | | | | | | | | | | | | | | | | | | | | | | | | | | | | | | | | | | | | | | | | | | | | | | | | | | | | | | | | | | | | | | | | | | | | | | | | |
| VM2348A0 | VENTURI PLATE SPACE | 1 | PZ | | | | | | | | | | | | | | | | | | | | | | | | | | | | | | | | | | | | | | | | | | | | | | | | | | | | | | | | | | | | | | | | | | | | | | | | | | | | | | |
| VM2348A0 | VENTURI PLATE SPACE | 1 | PZ | | | | | | | | | | | | | | | | | | | | | | | | | | | | | | | | | | | | | | | | | | | | | | | | | | | | | | | | | | | | | | | | | | | | | | | | | | | | | | |
| VM2349A0 | VENTURI LOWER BUSHING | 1 | PZ | | | | | | | | | | | | | | | | | | | | | | | | | | | | | | | | | | | | | | | | | | | | | | | | | | | | | | | | | | | | | | | | | | | | | | | | | | | | | | |
| VM2349A0 | VENTURI LOWER BUSHING | 1 | PZ | | | | | | | | | | | | | | | | | | | | | | | | | | | | | | | | | | | | | | | | | | | | | | | | | | | | | | | | | | | | | | | | | | | | | | | | | | | | | | |
| KVM2378A | MM 240V VENTURI ACTUATOR SYSTEM KIT | <table border="1"> <thead> <tr> <th>Code</th> <th>Description</th> <th>Qty</th> <th>UOM</th> </tr> </thead> <tbody> <tr> <td>GN1556A0</td> <td>MM VENTURI SEAL</td> <td>1</td> <td>PZ</td> </tr> <tr> <td>RC1378A0</td> <td>HOSE CLAMP</td> <td>3</td> <td>PZ</td> </tr> <tr> <td>TB1520A0</td> <td>INT. Ø=38 TH=4 DRAIN BLACK RUBBER PIPE</td> <td>0.170</td> <td>M</td> </tr> </tbody> </table> | Code | Description | Qty | UOM | GN1556A0 | MM VENTURI SEAL | 1 | PZ | RC1378A0 | HOSE CLAMP | 3 | PZ | TB1520A0 | INT. Ø=38 TH=4 DRAIN BLACK RUBBER PIPE | 0.170 | M | | | | | | | | | | | | | | | | | | | | | | | | | | | | | | | | | | | | | | | | | | | | | | | | | | | | | | | | | | | | | | | |
| Code | Description | Qty | UOM | | | | | | | | | | | | | | | | | | | | | | | | | | | | | | | | | | | | | | | | | | | | | | | | | | | | | | | | | | | | | | | | | | | | | | | | | | | | | | |
| GN1556A0 | MM VENTURI SEAL | 1 | PZ | | | | | | | | | | | | | | | | | | | | | | | | | | | | | | | | | | | | | | | | | | | | | | | | | | | | | | | | | | | | | | | | | | | | | | | | | | | | | | |
| RC1378A0 | HOSE CLAMP | 3 | PZ | | | | | | | | | | | | | | | | | | | | | | | | | | | | | | | | | | | | | | | | | | | | | | | | | | | | | | | | | | | | | | | | | | | | | | | | | | | | | | |
| TB1520A0 | INT. Ø=38 TH=4 DRAIN BLACK RUBBER PIPE | 0.170 | M | | | | | | | | | | | | | | | | | | | | | | | | | | | | | | | | | | | | | | | | | | | | | | | | | | | | | | | | | | | | | | | | | | | | | | | | | | | | | | |

| COMPONENT | | | SPARE PART | | | | | | | | | | | | | | | | | | | | | | | | | | | | | | | | | | | | | | | | | | | | | | | | | | | | | | | | | | | | | | | | | | | | | | | | | | | | | | | | | | | | | | | | | | | | | | | | | |
|-----------|--|---|------------|-------------------------------------|--|------|-------------|-----|-----|----------|-------------------------------|---|----|----------|-----------------------|---|----|----------|-------------------------------|---|----|----------|----------------------------------|-------|---|----------|-----------------------|---|----|----------|-----------------------|---|----|----------|-----------------------|---|----|----------|-----------------------|---|----|----------|-----------------------|---|----|----------|-------------------------|---|----|----------|-------------------------|---|----|----------|---------------------|---|----|----------|---------------------|---|----|----------|-----------------------|---|----|----------|-----------------------|---|----|----------|--------------------------------------|---|------|-------------|-----|-----|----------|-----------------|---|----|-----------|---------------------------|-------|----|----------|------------|---|----|----------|--|-------|---|----------|---------------------------------|---|----|----------|-----------------------|---|----|
| Code | Description | Image | Code | Description | Components list | | | | | | | | | | | | | | | | | | | | | | | | | | | | | | | | | | | | | | | | | | | | | | | | | | | | | | | | | | | | | | | | | | | | | | | | | | | | | | | | | | | | | | | | | | | | | | | |
| RC1378A | HOSE CLAMP |  | KVM2378A | MM 240V VENTURI ACTUATOR SYSTEM KIT | <table border="1"> <thead> <tr> <th>Code</th> <th>Description</th> <th>Qty</th> <th>UOM</th> </tr> </thead> <tbody> <tr> <td>VE1014A0</td> <td>VENTURI ACTUATOR - US VERSION</td> <td>1</td> <td>PZ</td> </tr> <tr> <td>VI1032A0</td> <td>SCREW M4X16 TCB+ INOX</td> <td>1</td> <td>PZ</td> </tr> <tr> <td>VI1220A1</td> <td>4,2X12 TCB SELF-TAPPING SCREW</td> <td>6</td> <td>PZ</td> </tr> <tr> <td>VM1224A0</td> <td>65MY 220MM 2 COLOURS SHRINK TUBE</td> <td>0.300</td> <td>M</td> </tr> <tr> <td>VM2345A0</td> <td>MM VENTURI UPPER BODY</td> <td>1</td> <td>PZ</td> </tr> <tr> <td>VM2345A0</td> <td>MM VENTURI UPPER BODY</td> <td>1</td> <td>PZ</td> </tr> <tr> <td>VM2346A0</td> <td>MM VENTURI LOWER BODY</td> <td>1</td> <td>PZ</td> </tr> <tr> <td>VM2346A0</td> <td>MM VENTURI LOWER BODY</td> <td>1</td> <td>PZ</td> </tr> <tr> <td>VM2346A1</td> <td>S6 VENTURI LOWER HALF</td> <td>1</td> <td>PZ</td> </tr> <tr> <td>VM2347A0</td> <td>VENTURI MIND.MAPS COVER</td> <td>1</td> <td>PZ</td> </tr> <tr> <td>VM2347A0</td> <td>VENTURI MIND.MAPS COVER</td> <td>1</td> <td>PZ</td> </tr> <tr> <td>VM2348A0</td> <td>VENTURI PLATE SPACE</td> <td>1</td> <td>PZ</td> </tr> <tr> <td>VM2348A0</td> <td>VENTURI PLATE SPACE</td> <td>1</td> <td>PZ</td> </tr> <tr> <td>VM2349A0</td> <td>VENTURI LOWER BUSHING</td> <td>1</td> <td>PZ</td> </tr> <tr> <td>VM2349A0</td> <td>VENTURI LOWER BUSHING</td> <td>1</td> <td>PZ</td> </tr> </tbody> </table> | Code | Description | Qty | UOM | VE1014A0 | VENTURI ACTUATOR - US VERSION | 1 | PZ | VI1032A0 | SCREW M4X16 TCB+ INOX | 1 | PZ | VI1220A1 | 4,2X12 TCB SELF-TAPPING SCREW | 6 | PZ | VM1224A0 | 65MY 220MM 2 COLOURS SHRINK TUBE | 0.300 | M | VM2345A0 | MM VENTURI UPPER BODY | 1 | PZ | VM2345A0 | MM VENTURI UPPER BODY | 1 | PZ | VM2346A0 | MM VENTURI LOWER BODY | 1 | PZ | VM2346A0 | MM VENTURI LOWER BODY | 1 | PZ | VM2346A1 | S6 VENTURI LOWER HALF | 1 | PZ | VM2347A0 | VENTURI MIND.MAPS COVER | 1 | PZ | VM2347A0 | VENTURI MIND.MAPS COVER | 1 | PZ | VM2348A0 | VENTURI PLATE SPACE | 1 | PZ | VM2348A0 | VENTURI PLATE SPACE | 1 | PZ | VM2349A0 | VENTURI LOWER BUSHING | 1 | PZ | VM2349A0 | VENTURI LOWER BUSHING | 1 | PZ | KVM2377A | MM 220 V VENTURI ACTUATOR SYSTEM KIT | <table border="1"> <thead> <tr> <th>Code</th> <th>Description</th> <th>Qty</th> <th>UOM</th> </tr> </thead> <tbody> <tr> <td>GN1556A0</td> <td>MM VENTURI SEAL</td> <td>1</td> <td>PZ</td> </tr> <tr> <td>MOV0016A0</td> <td>HOOD RING GASKET GN1110A2</td> <td>0.100</td> <td>PZ</td> </tr> <tr> <td>RC1378A0</td> <td>HOSE CLAMP</td> <td>3</td> <td>PZ</td> </tr> <tr> <td>TB1520A0</td> <td>INT. Ø=38 TH=4 DRAIN BLACK RUBBER PIPE</td> <td>0.170</td> <td>M</td> </tr> <tr> <td>VE1135A0</td> <td>220 V 50/60 HZ VENTURI ACTUATOR</td> <td>1</td> <td>PZ</td> </tr> <tr> <td>VI1032A0</td> <td>SCREW M4X16 TCB+ INOX</td> <td>1</td> <td>PZ</td> </tr> </tbody> </table> | Code | Description | Qty | UOM | GN1556A0 | MM VENTURI SEAL | 1 | PZ | MOV0016A0 | HOOD RING GASKET GN1110A2 | 0.100 | PZ | RC1378A0 | HOSE CLAMP | 3 | PZ | TB1520A0 | INT. Ø=38 TH=4 DRAIN BLACK RUBBER PIPE | 0.170 | M | VE1135A0 | 220 V 50/60 HZ VENTURI ACTUATOR | 1 | PZ | VI1032A0 | SCREW M4X16 TCB+ INOX | 1 | PZ |
| | | | Code | Description | Qty | UOM | | | | | | | | | | | | | | | | | | | | | | | | | | | | | | | | | | | | | | | | | | | | | | | | | | | | | | | | | | | | | | | | | | | | | | | | | | | | | | | | | | | | | | | | | | | | | | |
| VE1014A0 | VENTURI ACTUATOR - US VERSION | 1 | PZ | | | | | | | | | | | | | | | | | | | | | | | | | | | | | | | | | | | | | | | | | | | | | | | | | | | | | | | | | | | | | | | | | | | | | | | | | | | | | | | | | | | | | | | | | | | | | | | | | |
| VI1032A0 | SCREW M4X16 TCB+ INOX | 1 | PZ | | | | | | | | | | | | | | | | | | | | | | | | | | | | | | | | | | | | | | | | | | | | | | | | | | | | | | | | | | | | | | | | | | | | | | | | | | | | | | | | | | | | | | | | | | | | | | | | | |
| VI1220A1 | 4,2X12 TCB SELF-TAPPING SCREW | 6 | PZ | | | | | | | | | | | | | | | | | | | | | | | | | | | | | | | | | | | | | | | | | | | | | | | | | | | | | | | | | | | | | | | | | | | | | | | | | | | | | | | | | | | | | | | | | | | | | | | | | |
| VM1224A0 | 65MY 220MM 2 COLOURS SHRINK TUBE | 0.300 | M | | | | | | | | | | | | | | | | | | | | | | | | | | | | | | | | | | | | | | | | | | | | | | | | | | | | | | | | | | | | | | | | | | | | | | | | | | | | | | | | | | | | | | | | | | | | | | | | | |
| VM2345A0 | MM VENTURI UPPER BODY | 1 | PZ | | | | | | | | | | | | | | | | | | | | | | | | | | | | | | | | | | | | | | | | | | | | | | | | | | | | | | | | | | | | | | | | | | | | | | | | | | | | | | | | | | | | | | | | | | | | | | | | | |
| VM2345A0 | MM VENTURI UPPER BODY | 1 | PZ | | | | | | | | | | | | | | | | | | | | | | | | | | | | | | | | | | | | | | | | | | | | | | | | | | | | | | | | | | | | | | | | | | | | | | | | | | | | | | | | | | | | | | | | | | | | | | | | | |
| VM2346A0 | MM VENTURI LOWER BODY | 1 | PZ | | | | | | | | | | | | | | | | | | | | | | | | | | | | | | | | | | | | | | | | | | | | | | | | | | | | | | | | | | | | | | | | | | | | | | | | | | | | | | | | | | | | | | | | | | | | | | | | | |
| VM2346A0 | MM VENTURI LOWER BODY | 1 | PZ | | | | | | | | | | | | | | | | | | | | | | | | | | | | | | | | | | | | | | | | | | | | | | | | | | | | | | | | | | | | | | | | | | | | | | | | | | | | | | | | | | | | | | | | | | | | | | | | | |
| VM2346A1 | S6 VENTURI LOWER HALF | 1 | PZ | | | | | | | | | | | | | | | | | | | | | | | | | | | | | | | | | | | | | | | | | | | | | | | | | | | | | | | | | | | | | | | | | | | | | | | | | | | | | | | | | | | | | | | | | | | | | | | | | |
| VM2347A0 | VENTURI MIND.MAPS COVER | 1 | PZ | | | | | | | | | | | | | | | | | | | | | | | | | | | | | | | | | | | | | | | | | | | | | | | | | | | | | | | | | | | | | | | | | | | | | | | | | | | | | | | | | | | | | | | | | | | | | | | | | |
| VM2347A0 | VENTURI MIND.MAPS COVER | 1 | PZ | | | | | | | | | | | | | | | | | | | | | | | | | | | | | | | | | | | | | | | | | | | | | | | | | | | | | | | | | | | | | | | | | | | | | | | | | | | | | | | | | | | | | | | | | | | | | | | | | |
| VM2348A0 | VENTURI PLATE SPACE | 1 | PZ | | | | | | | | | | | | | | | | | | | | | | | | | | | | | | | | | | | | | | | | | | | | | | | | | | | | | | | | | | | | | | | | | | | | | | | | | | | | | | | | | | | | | | | | | | | | | | | | | |
| VM2348A0 | VENTURI PLATE SPACE | 1 | PZ | | | | | | | | | | | | | | | | | | | | | | | | | | | | | | | | | | | | | | | | | | | | | | | | | | | | | | | | | | | | | | | | | | | | | | | | | | | | | | | | | | | | | | | | | | | | | | | | | |
| VM2349A0 | VENTURI LOWER BUSHING | 1 | PZ | | | | | | | | | | | | | | | | | | | | | | | | | | | | | | | | | | | | | | | | | | | | | | | | | | | | | | | | | | | | | | | | | | | | | | | | | | | | | | | | | | | | | | | | | | | | | | | | | |
| VM2349A0 | VENTURI LOWER BUSHING | 1 | PZ | | | | | | | | | | | | | | | | | | | | | | | | | | | | | | | | | | | | | | | | | | | | | | | | | | | | | | | | | | | | | | | | | | | | | | | | | | | | | | | | | | | | | | | | | | | | | | | | | |
| Code | Description | Qty | UOM | | | | | | | | | | | | | | | | | | | | | | | | | | | | | | | | | | | | | | | | | | | | | | | | | | | | | | | | | | | | | | | | | | | | | | | | | | | | | | | | | | | | | | | | | | | | | | | | | |
| GN1556A0 | MM VENTURI SEAL | 1 | PZ | | | | | | | | | | | | | | | | | | | | | | | | | | | | | | | | | | | | | | | | | | | | | | | | | | | | | | | | | | | | | | | | | | | | | | | | | | | | | | | | | | | | | | | | | | | | | | | | | |
| MOV0016A0 | HOOD RING GASKET GN1110A2 | 0.100 | PZ | | | | | | | | | | | | | | | | | | | | | | | | | | | | | | | | | | | | | | | | | | | | | | | | | | | | | | | | | | | | | | | | | | | | | | | | | | | | | | | | | | | | | | | | | | | | | | | | | |
| RC1378A0 | HOSE CLAMP | 3 | PZ | | | | | | | | | | | | | | | | | | | | | | | | | | | | | | | | | | | | | | | | | | | | | | | | | | | | | | | | | | | | | | | | | | | | | | | | | | | | | | | | | | | | | | | | | | | | | | | | | |
| TB1520A0 | INT. Ø=38 TH=4 DRAIN BLACK RUBBER PIPE | 0.170 | M | | | | | | | | | | | | | | | | | | | | | | | | | | | | | | | | | | | | | | | | | | | | | | | | | | | | | | | | | | | | | | | | | | | | | | | | | | | | | | | | | | | | | | | | | | | | | | | | | |
| VE1135A0 | 220 V 50/60 HZ VENTURI ACTUATOR | 1 | PZ | | | | | | | | | | | | | | | | | | | | | | | | | | | | | | | | | | | | | | | | | | | | | | | | | | | | | | | | | | | | | | | | | | | | | | | | | | | | | | | | | | | | | | | | | | | | | | | | | |
| VI1032A0 | SCREW M4X16 TCB+ INOX | 1 | PZ | | | | | | | | | | | | | | | | | | | | | | | | | | | | | | | | | | | | | | | | | | | | | | | | | | | | | | | | | | | | | | | | | | | | | | | | | | | | | | | | | | | | | | | | | | | | | | | | | |





| COMPONENT | | | SPARE PART | | | | | | | | | | | | | | | | | | | | | | | | | | | | | | | | | | | | | | | | | | | | | | | | | | | | | | |
|-----------|--|---|------------|--------------------------------------|--|-------------|-------------|-----------------|-----|----------|--------------------------------|------------|----|----------|-----------------------|-------------------------------------|----|----------|-----------------------|--|-------|----------|-----------------------|-------------------------------------|----|----------|-----------------------|-----------------------|----|----------|-----------------------|--------------------------------|----|----------|-------------------------|---------------------------------|----|----------|-------------------------|---|----|----------|---------------------|---|----|----------|---------------------|---|----|----------|-----------------------|---|----|----------|-----------------------|---|----|
| Code | Description | Image | Code | Description | Components list | | | | | | | | | | | | | | | | | | | | | | | | | | | | | | | | | | | | | | | | | | | | | | | | | | | | |
| RC1378A | HOSE CLAMP |  | KVM2377A | MM 220 V VENTURI ACTUATOR SYSTEM KIT | <table border="1"> <thead> <tr> <th>Code</th> <th>Description</th> <th>Qty</th> <th>UOM</th> </tr> </thead> <tbody> <tr> <td>VI1220A1</td> <td>4,2X12 TCB SELF-TAPPIN G SCREW</td> <td>6</td> <td>PZ</td> </tr> <tr> <td>VM2345A0</td> <td>MM VENTURI UPPER BODY</td> <td>1</td> <td>PZ</td> </tr> <tr> <td>VM2345A0</td> <td>MM VENTURI UPPER BODY</td> <td>1</td> <td>PZ</td> </tr> <tr> <td>VM2346A0</td> <td>MM VENTURI LOWER BODY</td> <td>1</td> <td>PZ</td> </tr> <tr> <td>VM2346A0</td> <td>MM VENTURI LOWER BODY</td> <td>1</td> <td>PZ</td> </tr> <tr> <td>VM2346A1</td> <td>S6 VENTURI LOWER HALF</td> <td>1</td> <td>PZ</td> </tr> <tr> <td>VM2347A0</td> <td>VENTURI MIND.MAPS COVER</td> <td>1</td> <td>PZ</td> </tr> <tr> <td>VM2347A0</td> <td>VENTURI MIND.MAPS COVER</td> <td>1</td> <td>PZ</td> </tr> <tr> <td>VM2348A0</td> <td>VENTURI PLATE SPACE</td> <td>1</td> <td>PZ</td> </tr> <tr> <td>VM2348A0</td> <td>VENTURI PLATE SPACE</td> <td>1</td> <td>PZ</td> </tr> <tr> <td>VM2349A0</td> <td>VENTURI LOWER BUSHING</td> <td>1</td> <td>PZ</td> </tr> <tr> <td>VM2349A0</td> <td>VENTURI LOWER BUSHING</td> <td>1</td> <td>PZ</td> </tr> </tbody> </table> | Code | Description | Qty | UOM | VI1220A1 | 4,2X12 TCB SELF-TAPPIN G SCREW | 6 | PZ | VM2345A0 | MM VENTURI UPPER BODY | 1 | PZ | VM2345A0 | MM VENTURI UPPER BODY | 1 | PZ | VM2346A0 | MM VENTURI LOWER BODY | 1 | PZ | VM2346A0 | MM VENTURI LOWER BODY | 1 | PZ | VM2346A1 | S6 VENTURI LOWER HALF | 1 | PZ | VM2347A0 | VENTURI MIND.MAPS COVER | 1 | PZ | VM2347A0 | VENTURI MIND.MAPS COVER | 1 | PZ | VM2348A0 | VENTURI PLATE SPACE | 1 | PZ | VM2348A0 | VENTURI PLATE SPACE | 1 | PZ | VM2349A0 | VENTURI LOWER BUSHING | 1 | PZ | VM2349A0 | VENTURI LOWER BUSHING | 1 | PZ |
| | | | | | Code | Description | Qty | UOM | | | | | | | | | | | | | | | | | | | | | | | | | | | | | | | | | | | | | | | | | | | | | | | | | |
| VI1220A1 | 4,2X12 TCB SELF-TAPPIN G SCREW | 6 | PZ | | | | | | | | | | | | | | | | | | | | | | | | | | | | | | | | | | | | | | | | | | | | | | | | | | | | | | |
| VM2345A0 | MM VENTURI UPPER BODY | 1 | PZ | | | | | | | | | | | | | | | | | | | | | | | | | | | | | | | | | | | | | | | | | | | | | | | | | | | | | | |
| VM2345A0 | MM VENTURI UPPER BODY | 1 | PZ | | | | | | | | | | | | | | | | | | | | | | | | | | | | | | | | | | | | | | | | | | | | | | | | | | | | | | |
| VM2346A0 | MM VENTURI LOWER BODY | 1 | PZ | | | | | | | | | | | | | | | | | | | | | | | | | | | | | | | | | | | | | | | | | | | | | | | | | | | | | | |
| VM2346A0 | MM VENTURI LOWER BODY | 1 | PZ | | | | | | | | | | | | | | | | | | | | | | | | | | | | | | | | | | | | | | | | | | | | | | | | | | | | | | |
| VM2346A1 | S6 VENTURI LOWER HALF | 1 | PZ | | | | | | | | | | | | | | | | | | | | | | | | | | | | | | | | | | | | | | | | | | | | | | | | | | | | | | |
| VM2347A0 | VENTURI MIND.MAPS COVER | 1 | PZ | | | | | | | | | | | | | | | | | | | | | | | | | | | | | | | | | | | | | | | | | | | | | | | | | | | | | | |
| VM2347A0 | VENTURI MIND.MAPS COVER | 1 | PZ | | | | | | | | | | | | | | | | | | | | | | | | | | | | | | | | | | | | | | | | | | | | | | | | | | | | | | |
| VM2348A0 | VENTURI PLATE SPACE | 1 | PZ | | | | | | | | | | | | | | | | | | | | | | | | | | | | | | | | | | | | | | | | | | | | | | | | | | | | | | |
| VM2348A0 | VENTURI PLATE SPACE | 1 | PZ | | | | | | | | | | | | | | | | | | | | | | | | | | | | | | | | | | | | | | | | | | | | | | | | | | | | | | |
| VM2349A0 | VENTURI LOWER BUSHING | 1 | PZ | | | | | | | | | | | | | | | | | | | | | | | | | | | | | | | | | | | | | | | | | | | | | | | | | | | | | | |
| VM2349A0 | VENTURI LOWER BUSHING | 1 | PZ | | | | | | | | | | | | | | | | | | | | | | | | | | | | | | | | | | | | | | | | | | | | | | | | | | | | | | |
| KVE1140A | S.5/5E JAPAN VERSION VENTURI COIL KIT | <table border="1"> <thead> <tr> <th>Code</th> <th>Description</th> <th>Qty</th> <th>UOM</th> </tr> </thead> <tbody> <tr> <td>GN1556A0</td> <td>MM VENTURI SEAL</td> <td>1</td> <td>PZ</td> </tr> <tr> <td>RC1378A0</td> <td>HOSE CLAMP</td> <td>2</td> <td>PZ</td> </tr> <tr> <td>SL1045A0</td> <td>S57 BLACK SILICONE - 80ML CARTRIDGE</td> <td>1</td> <td>PZ</td> </tr> <tr> <td>TB1520A0</td> <td>INT. Ø=38 TH=4 DRAIN BLACK RUBBER PIPE</td> <td>0.050</td> <td>M</td> </tr> <tr> <td>VE1140A0</td> <td>VENTURI ACTUATOR 200V 60 HZ SERIE 2</td> <td>1</td> <td>PZ</td> </tr> <tr> <td>VI1032A0</td> <td>SCREW M4X16 TCB+ INOX</td> <td>1</td> <td>PZ</td> </tr> <tr> <td>VI1220A1</td> <td>4,2X12 TCB SELF-TAPPIN G SCREW</td> <td>1</td> <td>PZ</td> </tr> <tr> <td>VI1511A0</td> <td>STAINLESS STEEL WASHER 4.2X12X1</td> <td>2</td> <td>PZ</td> </tr> </tbody> </table> | Code | Description | Qty | UOM | GN1556A0 | MM VENTURI SEAL | 1 | PZ | RC1378A0 | HOSE CLAMP | 2 | PZ | SL1045A0 | S57 BLACK SILICONE - 80ML CARTRIDGE | 1 | PZ | TB1520A0 | INT. Ø=38 TH=4 DRAIN BLACK RUBBER PIPE | 0.050 | M | VE1140A0 | VENTURI ACTUATOR 200V 60 HZ SERIE 2 | 1 | PZ | VI1032A0 | SCREW M4X16 TCB+ INOX | 1 | PZ | VI1220A1 | 4,2X12 TCB SELF-TAPPIN G SCREW | 1 | PZ | VI1511A0 | STAINLESS STEEL WASHER 4.2X12X1 | 2 | PZ | | | | | | | | | | | | | | | | | | | |
| Code | Description | Qty | UOM | | | | | | | | | | | | | | | | | | | | | | | | | | | | | | | | | | | | | | | | | | | | | | | | | | | | | | |
| GN1556A0 | MM VENTURI SEAL | 1 | PZ | | | | | | | | | | | | | | | | | | | | | | | | | | | | | | | | | | | | | | | | | | | | | | | | | | | | | | |
| RC1378A0 | HOSE CLAMP | 2 | PZ | | | | | | | | | | | | | | | | | | | | | | | | | | | | | | | | | | | | | | | | | | | | | | | | | | | | | | |
| SL1045A0 | S57 BLACK SILICONE - 80ML CARTRIDGE | 1 | PZ | | | | | | | | | | | | | | | | | | | | | | | | | | | | | | | | | | | | | | | | | | | | | | | | | | | | | | |
| TB1520A0 | INT. Ø=38 TH=4 DRAIN BLACK RUBBER PIPE | 0.050 | M | | | | | | | | | | | | | | | | | | | | | | | | | | | | | | | | | | | | | | | | | | | | | | | | | | | | | | |
| VE1140A0 | VENTURI ACTUATOR 200V 60 HZ SERIE 2 | 1 | PZ | | | | | | | | | | | | | | | | | | | | | | | | | | | | | | | | | | | | | | | | | | | | | | | | | | | | | | |
| VI1032A0 | SCREW M4X16 TCB+ INOX | 1 | PZ | | | | | | | | | | | | | | | | | | | | | | | | | | | | | | | | | | | | | | | | | | | | | | | | | | | | | | |
| VI1220A1 | 4,2X12 TCB SELF-TAPPIN G SCREW | 1 | PZ | | | | | | | | | | | | | | | | | | | | | | | | | | | | | | | | | | | | | | | | | | | | | | | | | | | | | | |
| VI1511A0 | STAINLESS STEEL WASHER 4.2X12X1 | 2 | PZ | | | | | | | | | | | | | | | | | | | | | | | | | | | | | | | | | | | | | | | | | | | | | | | | | | | | | | |



| COMPONENT | | | SPARE PART | | | | | | | | | | | | | | | | | | | | | | | | | | | | | | | | | | | | | | | | | | | | | | | | | | | | | | | |
|-----------|---|--|------------|---|--|------|-------------|--------------------|-----|----------|--------------------------------------|------------|----|----------|---------------------------------------|---|-------|----------|----------------------------------|-------------------------------------|----|----------|----------------------------------|--------------------------|----|----------|-----------------------------|--|----|----------|------------------------|--------------------------------------|----|----|----------|---------------------------------------|---|----|----------|--|-------|---|----------|----------------------------------|---|----|----------|----------------------------------|---|----|----------|-----------------------------|---|----|----------|------------------------|---|----|
| Code | Description | Image | Code | Description | Components list | | | | | | | | | | | | | | | | | | | | | | | | | | | | | | | | | | | | | | | | | | | | | | | | | | | | | |
| RC1378A | HOSE CLAMP |  | KVE1140A | S.5/5E JAPAN VERSION VENTURI COIL KIT | <table border="1"> <thead> <tr> <th>Code</th> <th>Description</th> <th>Qty</th> <th>UOM</th> </tr> </thead> <tbody> <tr> <td>VI1850A0</td> <td>M4X6 NICKEL PLATED FIXING SCRE</td> <td>2</td> <td>PZ</td> </tr> <tr> <td>VI1865A0</td> <td>5X10 TCB+ SELF-THREADI NG SCREW</td> <td>3</td> <td>PZ</td> </tr> <tr> <td>VM1565B0</td> <td>VENTURI LOWER COIL SUPPORT</td> <td>1</td> <td>PZ</td> </tr> <tr> <td>VM1566A0</td> <td>VENTURI UPPER COIL SUPPORT</td> <td>1</td> <td>PZ</td> </tr> <tr> <td>VM1567A0</td> <td>VENTURI LOWER BUSHING</td> <td>1</td> <td>PZ</td> </tr> <tr> <td>VM1568A0</td> <td>VENTURI PLATE SPACE</td> <td>1</td> <td>PZ</td> </tr> </tbody> </table> | Code | Description | Qty | UOM | VI1850A0 | M4X6 NICKEL PLATED FIXING SCRE | 2 | PZ | VI1865A0 | 5X10 TCB+ SELF-THREADI NG SCREW | 3 | PZ | VM1565B0 | VENTURI LOWER COIL SUPPORT | 1 | PZ | VM1566A0 | VENTURI UPPER COIL SUPPORT | 1 | PZ | VM1567A0 | VENTURI LOWER BUSHING | 1 | PZ | VM1568A0 | VENTURI PLATE SPACE | 1 | PZ | | | | | | | | | | | | | | | | | | | | | | | | | |
| | | | Code | Description | Qty | UOM | | | | | | | | | | | | | | | | | | | | | | | | | | | | | | | | | | | | | | | | | | | | | | | | | | | | |
| VI1850A0 | M4X6 NICKEL PLATED FIXING SCRE | 2 | PZ | | | | | | | | | | | | | | | | | | | | | | | | | | | | | | | | | | | | | | | | | | | | | | | | | | | | | | | |
| VI1865A0 | 5X10 TCB+ SELF-THREADI NG SCREW | 3 | PZ | | | | | | | | | | | | | | | | | | | | | | | | | | | | | | | | | | | | | | | | | | | | | | | | | | | | | | | |
| VM1565B0 | VENTURI LOWER COIL SUPPORT | 1 | PZ | | | | | | | | | | | | | | | | | | | | | | | | | | | | | | | | | | | | | | | | | | | | | | | | | | | | | | | |
| VM1566A0 | VENTURI UPPER COIL SUPPORT | 1 | PZ | | | | | | | | | | | | | | | | | | | | | | | | | | | | | | | | | | | | | | | | | | | | | | | | | | | | | | | |
| VM1567A0 | VENTURI LOWER BUSHING | 1 | PZ | | | | | | | | | | | | | | | | | | | | | | | | | | | | | | | | | | | | | | | | | | | | | | | | | | | | | | | |
| VM1568A0 | VENTURI PLATE SPACE | 1 | PZ | | | | | | | | | | | | | | | | | | | | | | | | | | | | | | | | | | | | | | | | | | | | | | | | | | | | | | | |
| KVE1014A | US VERSION SERIES 5 VENTURI COIL KIT | <table border="1"> <thead> <tr> <th>Code</th> <th>Description</th> <th>Qty</th> <th>UOM</th> </tr> </thead> <tbody> <tr> <td>GN1556A0</td> <td>MM VENTURI SEAL</td> <td>1</td> <td>PZ</td> </tr> <tr> <td>RC1378A0</td> <td>HOSE CLAMP</td> <td>2</td> <td>PZ</td> </tr> <tr> <td>TB1520A0</td> <td>INT. Ø=38 TH=4 DRAIN BLACK RUBBER PIPE</td> <td>0.050</td> <td>M</td> </tr> <tr> <td>VE1014A0</td> <td>VENTURI ACTUATOR - US VERSION</td> <td>1</td> <td>PZ</td> </tr> <tr> <td>VI1032A0</td> <td>SCREW M4X16 TCB+ INOX</td> <td>1</td> <td>PZ</td> </tr> <tr> <td>VI1511A0</td> <td>STAINLESS STEEL WASHER 4.2X12X1</td> <td>2</td> <td>PZ</td> </tr> <tr> <td>VI1850A0</td> <td>M4X6 NICKEL PLATED FIXING SCRE</td> <td>2</td> <td>PZ</td> </tr> <tr> <td>VI1865A0</td> <td>5X10 TCB+ SELF-THREADI NG SCREW</td> <td>3</td> <td>PZ</td> </tr> <tr> <td>VM1224A0</td> <td>65MY 220MM 2 COLOURS SHRINK TUBE</td> <td>0.300</td> <td>M</td> </tr> <tr> <td>VM1565B0</td> <td>VENTURI LOWER COIL SUPPORT</td> <td>1</td> <td>PZ</td> </tr> <tr> <td>VM1566A0</td> <td>VENTURI UPPER COIL SUPPORT</td> <td>1</td> <td>PZ</td> </tr> <tr> <td>VM1567A0</td> <td>VENTURI LOWER BUSHING</td> <td>1</td> <td>PZ</td> </tr> <tr> <td>VM1568A0</td> <td>VENTURI PLATE SPACE</td> <td>1</td> <td>PZ</td> </tr> </tbody> </table> | Code | Description | Qty | UOM | GN1556A0 | MM VENTURI SEAL | 1 | PZ | RC1378A0 | HOSE CLAMP | 2 | PZ | TB1520A0 | INT. Ø=38 TH=4 DRAIN BLACK RUBBER PIPE | 0.050 | M | VE1014A0 | VENTURI ACTUATOR - US VERSION | 1 | PZ | VI1032A0 | SCREW M4X16 TCB+ INOX | 1 | PZ | VI1511A0 | STAINLESS STEEL WASHER 4.2X12X1 | 2 | PZ | VI1850A0 | M4X6 NICKEL PLATED FIXING SCRE | 2 | PZ | VI1865A0 | 5X10 TCB+ SELF-THREADI NG SCREW | 3 | PZ | VM1224A0 | 65MY 220MM 2 COLOURS SHRINK TUBE | 0.300 | M | VM1565B0 | VENTURI LOWER COIL SUPPORT | 1 | PZ | VM1566A0 | VENTURI UPPER COIL SUPPORT | 1 | PZ | VM1567A0 | VENTURI LOWER BUSHING | 1 | PZ | VM1568A0 | VENTURI PLATE SPACE | 1 | PZ |
| Code | Description | Qty | UOM | | | | | | | | | | | | | | | | | | | | | | | | | | | | | | | | | | | | | | | | | | | | | | | | | | | | | | | |
| GN1556A0 | MM VENTURI SEAL | 1 | PZ | | | | | | | | | | | | | | | | | | | | | | | | | | | | | | | | | | | | | | | | | | | | | | | | | | | | | | | |
| RC1378A0 | HOSE CLAMP | 2 | PZ | | | | | | | | | | | | | | | | | | | | | | | | | | | | | | | | | | | | | | | | | | | | | | | | | | | | | | | |
| TB1520A0 | INT. Ø=38 TH=4 DRAIN BLACK RUBBER PIPE | 0.050 | M | | | | | | | | | | | | | | | | | | | | | | | | | | | | | | | | | | | | | | | | | | | | | | | | | | | | | | | |
| VE1014A0 | VENTURI ACTUATOR - US VERSION | 1 | PZ | | | | | | | | | | | | | | | | | | | | | | | | | | | | | | | | | | | | | | | | | | | | | | | | | | | | | | | |
| VI1032A0 | SCREW M4X16 TCB+ INOX | 1 | PZ | | | | | | | | | | | | | | | | | | | | | | | | | | | | | | | | | | | | | | | | | | | | | | | | | | | | | | | |
| VI1511A0 | STAINLESS STEEL WASHER 4.2X12X1 | 2 | PZ | | | | | | | | | | | | | | | | | | | | | | | | | | | | | | | | | | | | | | | | | | | | | | | | | | | | | | | |
| VI1850A0 | M4X6 NICKEL PLATED FIXING SCRE | 2 | PZ | | | | | | | | | | | | | | | | | | | | | | | | | | | | | | | | | | | | | | | | | | | | | | | | | | | | | | | |
| VI1865A0 | 5X10 TCB+ SELF-THREADI NG SCREW | 3 | PZ | | | | | | | | | | | | | | | | | | | | | | | | | | | | | | | | | | | | | | | | | | | | | | | | | | | | | | | |
| VM1224A0 | 65MY 220MM 2 COLOURS SHRINK TUBE | 0.300 | M | | | | | | | | | | | | | | | | | | | | | | | | | | | | | | | | | | | | | | | | | | | | | | | | | | | | | | | |
| VM1565B0 | VENTURI LOWER COIL SUPPORT | 1 | PZ | | | | | | | | | | | | | | | | | | | | | | | | | | | | | | | | | | | | | | | | | | | | | | | | | | | | | | | |
| VM1566A0 | VENTURI UPPER COIL SUPPORT | 1 | PZ | | | | | | | | | | | | | | | | | | | | | | | | | | | | | | | | | | | | | | | | | | | | | | | | | | | | | | | |
| VM1567A0 | VENTURI LOWER BUSHING | 1 | PZ | | | | | | | | | | | | | | | | | | | | | | | | | | | | | | | | | | | | | | | | | | | | | | | | | | | | | | | |
| VM1568A0 | VENTURI PLATE SPACE | 1 | PZ | | | | | | | | | | | | | | | | | | | | | | | | | | | | | | | | | | | | | | | | | | | | | | | | | | | | | | | |
| KRC1378A | HOSE CLAMP 10 PCS KIT | | | | | | | | | | | | | | | | | | | | | | | | | | | | | | | | | | | | | | | | | | | | | | | | | | | | | | | | | |




| COMPONENT | | | SPARE PART | | | | | | | | | | | | | | | | | | | | | | |
|-----------|--------------------------------------|---|------------|---------------------------------------|---|------|-------------|-----|-----|----------|--------------------------------------|-------|----|----------|----------------------------|---|----|----------|-----------------------------------|-------|---|----------|--------------------------|---|----|
| Code | Description | Image | Code | Description | Components list | | | | | | | | | | | | | | | | | | | | |
| GN1558A | EXHAUST SEAL |  | K0H7291A | GASKET AND SEALING DISC CHIMNEY KIT | <table border="1"> <thead> <tr> <th>Code</th> <th>Description</th> <th>Qty</th> <th>UOM</th> </tr> </thead> <tbody> <tr> <td>0H7291A0</td> <td>CHIMNEY HOLDING DIS</td> <td>1</td> <td>PZ</td> </tr> <tr> <td>GN1558A0</td> <td>EXHAUST SEA</td> <td>1</td> <td>PZ</td> </tr> <tr> <td>VM1224A0</td> <td>65MY 220MM 2 COLOURS SHRINK TUBE</td> <td>0.200</td> <td>M</td> </tr> </tbody> </table> | Code | Description | Qty | UOM | 0H7291A0 | CHIMNEY HOLDING DIS | 1 | PZ | GN1558A0 | EXHAUST SEA | 1 | PZ | VM1224A0 | 65MY 220MM 2 COLOURS SHRINK TUBE | 0.200 | M | | | | |
| Code | Description | Qty | UOM | | | | | | | | | | | | | | | | | | | | | | |
| 0H7291A0 | CHIMNEY HOLDING DIS | 1 | PZ | | | | | | | | | | | | | | | | | | | | | | |
| GN1558A0 | EXHAUST SEA | 1 | PZ | | | | | | | | | | | | | | | | | | | | | | |
| VM1224A0 | 65MY 220MM 2 COLOURS SHRINK TUBE | 0.200 | M | | | | | | | | | | | | | | | | | | | | | | |
| 0H7291A | CHIMNEY HOLDING DISC |  | K0H7291A | GASKET AND SEALING DISC CHIMNEY KIT | <table border="1"> <thead> <tr> <th>Code</th> <th>Description</th> <th>Qty</th> <th>UOM</th> </tr> </thead> <tbody> <tr> <td>0H7291A0</td> <td>CHIMNEY HOLDING DIS</td> <td>1</td> <td>PZ</td> </tr> <tr> <td>GN1558A0</td> <td>EXHAUST SEA</td> <td>1</td> <td>PZ</td> </tr> <tr> <td>VM1224A0</td> <td>65MY 220MM 2 COLOURS SHRINK TUBE</td> <td>0.200</td> <td>M</td> </tr> </tbody> </table> | Code | Description | Qty | UOM | 0H7291A0 | CHIMNEY HOLDING DIS | 1 | PZ | GN1558A0 | EXHAUST SEA | 1 | PZ | VM1224A0 | 65MY 220MM 2 COLOURS SHRINK TUBE | 0.200 | M | | | | |
| Code | Description | Qty | UOM | | | | | | | | | | | | | | | | | | | | | | |
| 0H7291A0 | CHIMNEY HOLDING DIS | 1 | PZ | | | | | | | | | | | | | | | | | | | | | | |
| GN1558A0 | EXHAUST SEA | 1 | PZ | | | | | | | | | | | | | | | | | | | | | | |
| VM1224A0 | 65MY 220MM 2 COLOURS SHRINK TUBE | 0.200 | M | | | | | | | | | | | | | | | | | | | | | | |
| VM1240A | NYLON SUPPORT CAP |  | KVM1240A | 4 PCS COUNTER BRACKET SUPPORT CAP KIT | <table border="1"> <thead> <tr> <th>Code</th> <th>Description</th> <th>Qty</th> <th>UOM</th> </tr> </thead> <tbody> <tr> <td>VM1224A0</td> <td>65MY 220MM 2 COLOURS SHRINK TUBE</td> <td>0.200</td> <td>M</td> </tr> <tr> <td>VM1240A0</td> <td>NYLON SUPPORT CAP</td> <td>4</td> <td>PZ</td> </tr> </tbody> </table> | Code | Description | Qty | UOM | VM1224A0 | 65MY 220MM 2 COLOURS SHRINK TUBE | 0.200 | M | VM1240A0 | NYLON SUPPORT CAP | 4 | PZ | | | | | | | | |
| Code | Description | Qty | UOM | | | | | | | | | | | | | | | | | | | | | | |
| VM1224A0 | 65MY 220MM 2 COLOURS SHRINK TUBE | 0.200 | M | | | | | | | | | | | | | | | | | | | | | | |
| VM1240A0 | NYLON SUPPORT CAP | 4 | PZ | | | | | | | | | | | | | | | | | | | | | | |
| VM2282A | MICROSWITCH SUPPORT COVER |  | KVM2282A | MICROSWITCH SUPPORT PLATE KI | <table border="1"> <thead> <tr> <th>Code</th> <th>Description</th> <th>Qty</th> <th>UOM</th> </tr> </thead> <tbody> <tr> <td>VM1224A0</td> <td>65MY 220MM 2 COLOURS SHRINK TUBE</td> <td>0.200</td> <td>M</td> </tr> <tr> <td>VM2282A0</td> <td>MICROSWITC H SUPPORT COVER</td> <td>1</td> <td>PZ</td> </tr> </tbody> </table> | Code | Description | Qty | UOM | VM1224A0 | 65MY 220MM 2 COLOURS SHRINK TUBE | 0.200 | M | VM2282A0 | MICROSWITC H SUPPORT COVER | 1 | PZ | | | | | | | | |
| Code | Description | Qty | UOM | | | | | | | | | | | | | | | | | | | | | | |
| VM1224A0 | 65MY 220MM 2 COLOURS SHRINK TUBE | 0.200 | M | | | | | | | | | | | | | | | | | | | | | | |
| VM2282A0 | MICROSWITC H SUPPORT COVER | 1 | PZ | | | | | | | | | | | | | | | | | | | | | | |
| VE1020B | MAGNET DOOR MICROSWITCH |  | KVE1020B | MICROSWITCH KIT | <table border="1"> <thead> <tr> <th>Code</th> <th>Description</th> <th>Qty</th> <th>UOM</th> </tr> </thead> <tbody> <tr> <td>CE1030A0</td> <td>FEMALE FASTON COVER 6.3X0.8 0.5-1MMQ</td> <td>2</td> <td>PZ</td> </tr> <tr> <td>CE1660A0</td> <td>6.3X0.8 FEMALE FASTON COVE</td> <td>2</td> <td>PZ</td> </tr> <tr> <td>CE1730A0</td> <td>PVC CABLE NP 2 X AWG22 STYLE 2095</td> <td>0.150</td> <td>M</td> </tr> <tr> <td>CE1740A0</td> <td>MINIFIT MALE END FITTING</td> <td>2</td> <td>PZ</td> </tr> </tbody> </table> | Code | Description | Qty | UOM | CE1030A0 | FEMALE FASTON COVER 6.3X0.8 0.5-1MMQ | 2 | PZ | CE1660A0 | 6.3X0.8 FEMALE FASTON COVE | 2 | PZ | CE1730A0 | PVC CABLE NP 2 X AWG22 STYLE 2095 | 0.150 | M | CE1740A0 | MINIFIT MALE END FITTING | 2 | PZ |
| Code | Description | Qty | UOM | | | | | | | | | | | | | | | | | | | | | | |
| CE1030A0 | FEMALE FASTON COVER 6.3X0.8 0.5-1MMQ | 2 | PZ | | | | | | | | | | | | | | | | | | | | | | |
| CE1660A0 | 6.3X0.8 FEMALE FASTON COVE | 2 | PZ | | | | | | | | | | | | | | | | | | | | | | |
| CE1730A0 | PVC CABLE NP 2 X AWG22 STYLE 2095 | 0.150 | M | | | | | | | | | | | | | | | | | | | | | | |
| CE1740A0 | MINIFIT MALE END FITTING | 2 | PZ | | | | | | | | | | | | | | | | | | | | | | |



| COMPONENT | | | SPARE PART | | | | | | | | | | | | | | | | | | | | | | | | | | |
|-----------|--|---|------------|--|--|--|-------------|-----|-----|-----------|--|-------|----|----------|--|---|----|----------|--|---|----|----------|--|-------|----|----------|--|---|----|
| Code | Description | Image | Code | Description | Components list | | | | | | | | | | | | | | | | | | | | | | | | |
| VE1020B | MAGNET DOOR MICROSWITCH |  | KVE1020B | MICROSWITCH KIT | <table border="1"> <thead> <tr> <th>Code</th> <th>Description</th> <th>Qty</th> <th>UOM</th> </tr> </thead> <tbody> <tr> <td>CE1745A0</td> <td>2 WAYS FEMALE MINIFIT CONNECTOR</td> <td>1</td> <td>PZ</td> </tr> <tr> <td>VE1020B0</td> <td>MAGNET DOOR MICROSWITC</td> <td>1</td> <td>PZ</td> </tr> <tr> <td>VE1030A1</td> <td>MAGNET FOR DOOR MICROSWITC H D=22.9MM</td> <td>1</td> <td>PZ</td> </tr> <tr> <td>VM1224A0</td> <td>65MY 220MM 2 COLOURS SHRINK TUBE</td> <td>0.250</td> <td>M</td> </tr> </tbody> </table> | Code | Description | Qty | UOM | CE1745A0 | 2 WAYS FEMALE MINIFIT CONNECTOR | 1 | PZ | VE1020B0 | MAGNET DOOR MICROSWITC | 1 | PZ | VE1030A1 | MAGNET FOR DOOR MICROSWITC H D=22.9MM | 1 | PZ | VM1224A0 | 65MY 220MM 2 COLOURS SHRINK TUBE | 0.250 | M | | | | |
| | | | | | Code | Description | Qty | UOM | | | | | | | | | | | | | | | | | | | | | |
| | | | | | CE1745A0 | 2 WAYS FEMALE MINIFIT CONNECTOR | 1 | PZ | | | | | | | | | | | | | | | | | | | | | |
| | | | | | VE1020B0 | MAGNET DOOR MICROSWITC | 1 | PZ | | | | | | | | | | | | | | | | | | | | | |
| VE1030A1 | MAGNET FOR DOOR MICROSWITC H D=22.9MM | 1 | PZ | | | | | | | | | | | | | | | | | | | | | | | | | | |
| VM1224A0 | 65MY 220MM 2 COLOURS SHRINK TUBE | 0.250 | M | | | | | | | | | | | | | | | | | | | | | | | | | | |
| | | | | | | | | | | | | | | | | | | | | | | | | | | | | | |
| | | | | | | | | | | | | | | | | | | | | | | | | | | | | | |
| | | | | | | | | | | | | | | | | | | | | | | | | | | | | | |
| 0H2170A | XEVL REINFORCING BAR |  | 0H2170A0 | XEVL REINFORCING BAR | | | | | | | | | | | | | | | | | | | | | | | | | |
| VN1165A | 230VAC 50/60HZ COOLING DOWN FA |  | KVN1165A | S.5E ADVANCE/MM 230V COOLING FAN KIT | <table border="1"> <thead> <tr> <th>Code</th> <th>Description</th> <th>Qty</th> <th>UOM</th> </tr> </thead> <tbody> <tr> <td>MOV0017A0</td> <td>HOOD RING GASKET GN1110A2</td> <td>0.100</td> <td>PZ</td> </tr> <tr> <td>VI1099A0</td> <td>SELF-DRILLIN G SCREW 4.8X13 TCB+ Z</td> <td>4</td> <td>PZ</td> </tr> <tr> <td>VM1555A2</td> <td>CT BT COOLING FAN SUPPORT</td> <td>1</td> <td>PZ</td> </tr> <tr> <td>VN1165A0</td> <td>230VAC 50/60HZ COOLING DOWN FAN</td> <td>1</td> <td>PZ</td> </tr> <tr> <td>VN1165A0</td> <td>230VAC 50/60HZ COOLING DOWN FAN</td> <td>1</td> <td>PZ</td> </tr> </tbody> </table> | Code | Description | Qty | UOM | MOV0017A0 | HOOD RING GASKET GN1110A2 | 0.100 | PZ | VI1099A0 | SELF-DRILLIN G SCREW 4.8X13 TCB+ Z | 4 | PZ | VM1555A2 | CT BT COOLING FAN SUPPORT | 1 | PZ | VN1165A0 | 230VAC 50/60HZ COOLING DOWN FAN | 1 | PZ | VN1165A0 | 230VAC 50/60HZ COOLING DOWN FAN | 1 | PZ |
| | | | | | Code | Description | Qty | UOM | | | | | | | | | | | | | | | | | | | | | |
| | | | | | MOV0017A0 | HOOD RING GASKET GN1110A2 | 0.100 | PZ | | | | | | | | | | | | | | | | | | | | | |
| | | | | | VI1099A0 | SELF-DRILLIN G SCREW 4.8X13 TCB+ Z | 4 | PZ | | | | | | | | | | | | | | | | | | | | | |
| | | | | | VM1555A2 | CT BT COOLING FAN SUPPORT | 1 | PZ | | | | | | | | | | | | | | | | | | | | | |
| VN1165A0 | 230VAC 50/60HZ COOLING DOWN FAN | 1 | PZ | | | | | | | | | | | | | | | | | | | | | | | | | | |
| VN1165A0 | 230VAC 50/60HZ COOLING DOWN FAN | 1 | PZ | | | | | | | | | | | | | | | | | | | | | | | | | | |
| | | | | | | | | | | | | | | | | | | | | | | | | | | | | | |
| | | | | | | | | | | | | | | | | | | | | | | | | | | | | | |
| | | | | | | | | | | | | | | | | | | | | | | | | | | | | | |
| | | | | | | | | | | | | | | | | | | | | | | | | | | | | | |
| 0H2178A | XEVL-20XX COOLING DOWN SLIDE |  | 0H2178A0 | XEVL-20XX COOLING DOWN SLIDE | | | | | | | | | | | | | | | | | | | | | | | | | |



| COMPONENT | | | SPARE PART | | | | | | | | | | | | | | |
|-----------|--|---|------------|--|---|------|-------------|-----|-----|----------|----------------------------------|-------|---|----------|-------------------|---|----|
| Code | Description | Image | Code | Description | Components list | | | | | | | | | | | | |
| GN0063A | XEVL BIG FANS BOX RUBBER PROFILE |  | GN0063A0 | XEVL BIG FANS BOX RUBBER PROFILE | | | | | | | | | | | | | |
| 0H2177A | XEVL-20XX COOLING FAN HOLDER |  | 0H2177A0 | XEVL-20XX COOLING FAN HOLDER | | | | | | | | | | | | | |
| 0H2179A | XEVL-20XX VENTILATION BOX RIGHT PARTITIO |  | 0H2179A0 | XEVL-20XX VENTILATION BOX RIGHT PARTITIO | | | | | | | | | | | | | |
| 0H2180A | XEVL-20XX VENTILATION BOX LEFT PARTITION |  | 0H2180A0 | XEVL-20XX VENTILATION BOX LEFT PARTITION | | | | | | | | | | | | | |
| VM1240A | NYLON SUPPORT CAP |  | KVM1240A | 4 PCS COUNTER BRACKET SUPPORT CAP KIT | <table border="1"> <thead> <tr> <th>Code</th> <th>Description</th> <th>Qty</th> <th>UOM</th> </tr> </thead> <tbody> <tr> <td>VM1224A0</td> <td>65MY 220MM 2 COLOURS SHRINK TUBE</td> <td>0.200</td> <td>M</td> </tr> <tr> <td>VM1240A0</td> <td>NYLON SUPPORT CAP</td> <td>4</td> <td>PZ</td> </tr> </tbody> </table> | Code | Description | Qty | UOM | VM1224A0 | 65MY 220MM 2 COLOURS SHRINK TUBE | 0.200 | M | VM1240A0 | NYLON SUPPORT CAP | 4 | PZ |
| Code | Description | Qty | UOM | | | | | | | | | | | | | | |
| VM1224A0 | 65MY 220MM 2 COLOURS SHRINK TUBE | 0.200 | M | | | | | | | | | | | | | | |
| VM1240A0 | NYLON SUPPORT CAP | 4 | PZ | | | | | | | | | | | | | | |

| COMPONENT | | | SPARE PART | | | | | | | | | | | | | | | | | | | | | | | | | | | | | | | | | | | | | | |
|-----------|--|---|------------|--|--|---|-------------|-----|-----|----------|---|---|----|----------|----------------------------------|---|----|----------|---|-------|---|----------|-----------------------------|---|----|----------|--|---|----|----------|------------------------------|---|----|----------|--|---|----|----------|--|-------|---|
| Code | Description | Image | Code | Description | Components list | | | | | | | | | | | | | | | | | | | | | | | | | | | | | | | | | | | | |
| VE1020B | MAGNET DOOR MICROSWITCH |  | KVE1020B | MICROSWITCH KIT | <table border="1"> <thead> <tr> <th>Code</th> <th>Description</th> <th>Qty</th> <th>UOM</th> </tr> </thead> <tbody> <tr> <td>CE1030A0</td> <td>FEMALE FASTON COVER 6.3X0.8 0,5-1MMQ</td> <td>2</td> <td>PZ</td> </tr> <tr> <td>CE1660A0</td> <td>6,3X0,8 FEMALE FASTON COVE</td> <td>2</td> <td>PZ</td> </tr> <tr> <td>CE1730A0</td> <td>PVC CABLE NP 2 X AWG22 STYLE 2095</td> <td>0.150</td> <td>M</td> </tr> <tr> <td>CE1740A0</td> <td>MINIFIT MALE END FITTING</td> <td>2</td> <td>PZ</td> </tr> <tr> <td>CE1745A0</td> <td>2 WAYS FEMALE MINIFIT CONNECTOR</td> <td>1</td> <td>PZ</td> </tr> <tr> <td>VE1020B0</td> <td>MAGNET DOOR MICROSWITC</td> <td>1</td> <td>PZ</td> </tr> <tr> <td>VE1030A1</td> <td>MAGNET FOR DOOR MICROSWITC H D=22,9MM</td> <td>1</td> <td>PZ</td> </tr> <tr> <td>VM1224A0</td> <td>65MY 220MM 2 COLOURS SHRINK TUBE</td> <td>0.250</td> <td>M</td> </tr> </tbody> </table> | Code | Description | Qty | UOM | CE1030A0 | FEMALE FASTON COVER 6.3X0.8 0,5-1MMQ | 2 | PZ | CE1660A0 | 6,3X0,8 FEMALE FASTON COVE | 2 | PZ | CE1730A0 | PVC CABLE NP 2 X AWG22 STYLE 2095 | 0.150 | M | CE1740A0 | MINIFIT MALE END FITTING | 2 | PZ | CE1745A0 | 2 WAYS FEMALE MINIFIT CONNECTOR | 1 | PZ | VE1020B0 | MAGNET DOOR MICROSWITC | 1 | PZ | VE1030A1 | MAGNET FOR DOOR MICROSWITC H D=22,9MM | 1 | PZ | VM1224A0 | 65MY 220MM 2 COLOURS SHRINK TUBE | 0.250 | M |
| | | | | | Code | Description | Qty | UOM | | | | | | | | | | | | | | | | | | | | | | | | | | | | | | | | | |
| | | | | | CE1030A0 | FEMALE FASTON COVER 6.3X0.8 0,5-1MMQ | 2 | PZ | | | | | | | | | | | | | | | | | | | | | | | | | | | | | | | | | |
| | | | | | CE1660A0 | 6,3X0,8 FEMALE FASTON COVE | 2 | PZ | | | | | | | | | | | | | | | | | | | | | | | | | | | | | | | | | |
| | | | | | CE1730A0 | PVC CABLE NP 2 X AWG22 STYLE 2095 | 0.150 | M | | | | | | | | | | | | | | | | | | | | | | | | | | | | | | | | | |
| | | | | | CE1740A0 | MINIFIT MALE END FITTING | 2 | PZ | | | | | | | | | | | | | | | | | | | | | | | | | | | | | | | | | |
| | | | | | CE1745A0 | 2 WAYS FEMALE MINIFIT CONNECTOR | 1 | PZ | | | | | | | | | | | | | | | | | | | | | | | | | | | | | | | | | |
| | | | | | VE1020B0 | MAGNET DOOR MICROSWITC | 1 | PZ | | | | | | | | | | | | | | | | | | | | | | | | | | | | | | | | | |
| VE1030A1 | MAGNET FOR DOOR MICROSWITC H D=22,9MM | 1 | PZ | | | | | | | | | | | | | | | | | | | | | | | | | | | | | | | | | | | | | | |
| VM1224A0 | 65MY 220MM 2 COLOURS SHRINK TUBE | 0.250 | M | | | | | | | | | | | | | | | | | | | | | | | | | | | | | | | | | | | | | | |
| 0H2016A | XEVL-20XX DOOR LATCH COUNTER BRACKET |  | 0H2016A0 | XEVL-20XX DOOR LATCH COUNTER BRACKET | | | | | | | | | | | | | | | | | | | | | | | | | | | | | | | | | | | | | |
| VI1088A | M5X30 TCEI ST.STEEL DIN 912 SCREW |  | VI1088A0 | M5X30 TCEI ST.STEEL DIN 912 SCREW | | | | | | | | | | | | | | | | | | | | | | | | | | | | | | | | | | | | | |

| COMPONENT | | | SPARE PART | | | | | | | | | | | | | | | | | | | | | | | | | | | | | | | | | | | | | | | | | | |
|-----------|---|---|------------|---|---|------|-------------|-----|-----|----------|-----------------------|-------|----|----------|--|-------|----|----------|--------------------------------------|---|----|----------|---|---|----|----------|---|---|----|----------|--|-------|---|----------|--|---|----|----------|--------------------------------|---|----|----------|--|---|----|
| Code | Description | Image | Code | Description | Components list | | | | | | | | | | | | | | | | | | | | | | | | | | | | | | | | | | | | | | | | |
| MG1097A | BIG-L PUSH-TO-CLOSE LATCH |  | KMG1097A | BIG-L PUSH-TO-CLOSE LATCH KIT | <table border="1"> <thead> <tr> <th>Code</th> <th>Description</th> <th>Qty</th> <th>UOM</th> </tr> </thead> <tbody> <tr> <td>MG1097A0</td> <td></td> <td>1</td> <td>PZ</td> </tr> <tr> <td>MG1097A1</td> <td>BIG-L PUSH-TO-CLO SE LATCH</td> <td>1</td> <td>PZ</td> </tr> <tr> <td>ML1010A0</td> <td></td> <td>4</td> <td>PZ</td> </tr> <tr> <td>VI1074A0</td> <td>4X16 SCREW FOR PLASTIC</td> <td>2</td> <td>PZ</td> </tr> <tr> <td>VI1088A0</td> <td>M5X30 TCEI ST.STEEL DIN 912 SCREW</td> <td>6</td> <td>PZ</td> </tr> <tr> <td>VM1224A0</td> <td>65MY 220MM 2 COLOURS SHRINK TUBE</td> <td>0.250</td> <td>M</td> </tr> <tr> <td>VM1348A0</td> <td></td> <td>1</td> <td>PZ</td> </tr> <tr> <td>VM2588B0</td> <td>BIG PUSH-TO-CLO SE LATCH</td> <td>2</td> <td>PZ</td> </tr> <tr> <td>VM2589B0</td> <td></td> <td>2</td> <td>PZ</td> </tr> </tbody> </table> | Code | Description | Qty | UOM | MG1097A0 | | 1 | PZ | MG1097A1 | BIG-L PUSH-TO-CLO SE LATCH | 1 | PZ | ML1010A0 | | 4 | PZ | VI1074A0 | 4X16 SCREW FOR PLASTIC | 2 | PZ | VI1088A0 | M5X30 TCEI ST.STEEL DIN 912 SCREW | 6 | PZ | VM1224A0 | 65MY 220MM 2 COLOURS SHRINK TUBE | 0.250 | M | VM1348A0 | | 1 | PZ | VM2588B0 | BIG PUSH-TO-CLO SE LATCH | 2 | PZ | VM2589B0 | | 2 | PZ |
| Code | Description | Qty | UOM | | | | | | | | | | | | | | | | | | | | | | | | | | | | | | | | | | | | | | | | | | |
| MG1097A0 | | 1 | PZ | | | | | | | | | | | | | | | | | | | | | | | | | | | | | | | | | | | | | | | | | | |
| MG1097A1 | BIG-L PUSH-TO-CLO SE LATCH | 1 | PZ | | | | | | | | | | | | | | | | | | | | | | | | | | | | | | | | | | | | | | | | | | |
| ML1010A0 | | 4 | PZ | | | | | | | | | | | | | | | | | | | | | | | | | | | | | | | | | | | | | | | | | | |
| VI1074A0 | 4X16 SCREW FOR PLASTIC | 2 | PZ | | | | | | | | | | | | | | | | | | | | | | | | | | | | | | | | | | | | | | | | | | |
| VI1088A0 | M5X30 TCEI ST.STEEL DIN 912 SCREW | 6 | PZ | | | | | | | | | | | | | | | | | | | | | | | | | | | | | | | | | | | | | | | | | | |
| VM1224A0 | 65MY 220MM 2 COLOURS SHRINK TUBE | 0.250 | M | | | | | | | | | | | | | | | | | | | | | | | | | | | | | | | | | | | | | | | | | | |
| VM1348A0 | | 1 | PZ | | | | | | | | | | | | | | | | | | | | | | | | | | | | | | | | | | | | | | | | | | |
| VM2588B0 | BIG PUSH-TO-CLO SE LATCH | 2 | PZ | | | | | | | | | | | | | | | | | | | | | | | | | | | | | | | | | | | | | | | | | | |
| VM2589B0 | | 2 | PZ | | | | | | | | | | | | | | | | | | | | | | | | | | | | | | | | | | | | | | | | | | |
| GN0064A | XEVL BIG DIAGONAL STRUTS RUBBER PROFILE |  | GN0064A0 | XEVL BIG DIAGONAL STRUTS RUBBER PROFILE | | | | | | | | | | | | | | | | | | | | | | | | | | | | | | | | | | | | | | | | | |
| GN1673A | GN1613A-XEVL/XEV L DOOR GASKET |  | KG1673A | BIG-L DOOR GASKET KIT | <table border="1"> <thead> <tr> <th>Code</th> <th>Description</th> <th>Qty</th> <th>UOM</th> </tr> </thead> <tbody> <tr> <td>GN1613A0</td> <td>H18 PB DOOR GASKET</td> <td>4.360</td> <td>M</td> </tr> <tr> <td>VM1224A0</td> <td>65MY 220MM 2 COLOURS SHRINK TUBE</td> <td>0.450</td> <td>M</td> </tr> <tr> <td>VM1227A0</td> <td>GN1613 GASKET JUNCTION PLUG</td> <td>1</td> <td>PZ</td> </tr> <tr> <td>VM2277A0</td> <td>DOOR SEAL KIT INTERNAL CONNECTION</td> <td>1</td> <td>PZ</td> </tr> </tbody> </table> | Code | Description | Qty | UOM | GN1613A0 | H18 PB DOOR GASKET | 4.360 | M | VM1224A0 | 65MY 220MM 2 COLOURS SHRINK TUBE | 0.450 | M | VM1227A0 | GN1613 GASKET JUNCTION PLUG | 1 | PZ | VM2277A0 | DOOR SEAL KIT INTERNAL CONNECTION | 1 | PZ | | | | | | | | | | | | | | | | | | | | |
| Code | Description | Qty | UOM | | | | | | | | | | | | | | | | | | | | | | | | | | | | | | | | | | | | | | | | | | |
| GN1613A0 | H18 PB DOOR GASKET | 4.360 | M | | | | | | | | | | | | | | | | | | | | | | | | | | | | | | | | | | | | | | | | | | |
| VM1224A0 | 65MY 220MM 2 COLOURS SHRINK TUBE | 0.450 | M | | | | | | | | | | | | | | | | | | | | | | | | | | | | | | | | | | | | | | | | | | |
| VM1227A0 | GN1613 GASKET JUNCTION PLUG | 1 | PZ | | | | | | | | | | | | | | | | | | | | | | | | | | | | | | | | | | | | | | | | | | |
| VM2277A0 | DOOR SEAL KIT INTERNAL CONNECTION | 1 | PZ | | | | | | | | | | | | | | | | | | | | | | | | | | | | | | | | | | | | | | | | | | |
| TB2684A | XEVL BIG VENTURI PIPE TO FANS BOX |  | TB2684A0 | XEVL BIG VENTURI PIPE TO FANS BOX | | | | | | | | | | | | | | | | | | | | | | | | | | | | | | | | | | | | | | | | | |



| COMPONENT | | | SPARE PART | | | | | | | | | | | | | | | | | | | | | | |
|-----------|--|---|------------|---|---|------|-------------|-----|-----|----------|--|-------|----|----------|---|---|----|----------|--------------------------|-------|----|----------|--------------------------|-------|---|
| Code | Description | Image | Code | Description | Components list | | | | | | | | | | | | | | | | | | | | |
| TB2685A | |  | KTB1000A | EPDM BLACK TUBE TB1520A 2MT KIT | <table border="1"> <thead> <tr> <th>Code</th> <th>Description</th> <th>Qty</th> <th>UOM</th> </tr> </thead> <tbody> <tr> <td>RC1055A0</td> <td>Ø25-40 H12 STAINLESS STEEL PIPE CLIP</td> <td>2</td> <td>PZ</td> </tr> <tr> <td>TB1520A0</td> <td>INT. Ø=38 TH=4 DRAIN BLACK RUBBER PIPE</td> <td>2</td> <td>M</td> </tr> <tr> <td>VM1059A1</td> <td>HEAT SHRINK FILM H800</td> <td>1.500</td> <td>M</td> </tr> </tbody> </table> | Code | Description | Qty | UOM | RC1055A0 | Ø25-40 H12 STAINLESS STEEL PIPE CLIP | 2 | PZ | TB1520A0 | INT. Ø=38 TH=4 DRAIN BLACK RUBBER PIPE | 2 | M | VM1059A1 | HEAT SHRINK FILM H800 | 1.500 | M | | | | |
| Code | Description | Qty | UOM | | | | | | | | | | | | | | | | | | | | | | |
| RC1055A0 | Ø25-40 H12 STAINLESS STEEL PIPE CLIP | 2 | PZ | | | | | | | | | | | | | | | | | | | | | | |
| TB1520A0 | INT. Ø=38 TH=4 DRAIN BLACK RUBBER PIPE | 2 | M | | | | | | | | | | | | | | | | | | | | | | |
| VM1059A1 | HEAT SHRINK FILM H800 | 1.500 | M | | | | | | | | | | | | | | | | | | | | | | |
| 0F1550A | XEVL-20XX EXTERNAL UPPER BACK PLATE |  | 0F1550A0 | XEVL-20XX EXTERNAL UPPER BACK PLATE | | | | | | | | | | | | | | | | | | | | | |
| 0F1551A | XEVL-20XX EXTERNAL LOWER BACK PLATE |  | 0F1551A0 | XEVL-20XX EXTERNAL LOWER BACK PLATE | | | | | | | | | | | | | | | | | | | | | |
| 0H8085B | XEVL-20XX CENTRIFUGAL COVER |  | 0H8085B0 | XEVL-20XX CENTRIFUGAL COVER | | | | | | | | | | | | | | | | | | | | | |
| SB1016A | 3L DETERGENT TAN |  | KSB1016A | DETERGENT TANK 3L KIT | <table border="1"> <thead> <tr> <th>Code</th> <th>Description</th> <th>Qty</th> <th>UOM</th> </tr> </thead> <tbody> <tr> <td>IP1385A1</td> <td>CORNER POLYSTYREN E PACKING 110X80X2000</td> <td>1.200</td> <td>M</td> </tr> <tr> <td>IP1410A0</td> <td>POLYSTYREN E PACKING TO PROTECT</td> <td>2</td> <td>PZ</td> </tr> <tr> <td>SB1016A0</td> <td>3L DETERGENT TANK</td> <td>1</td> <td>PZ</td> </tr> <tr> <td>VM1059A1</td> <td>HEAT SHRINK FILM H800</td> <td>1.200</td> <td>M</td> </tr> </tbody> </table> | Code | Description | Qty | UOM | IP1385A1 | CORNER POLYSTYREN E PACKING 110X80X2000 | 1.200 | M | IP1410A0 | POLYSTYREN E PACKING TO PROTECT | 2 | PZ | SB1016A0 | 3L DETERGENT TANK | 1 | PZ | VM1059A1 | HEAT SHRINK FILM H800 | 1.200 | M |
| Code | Description | Qty | UOM | | | | | | | | | | | | | | | | | | | | | | |
| IP1385A1 | CORNER POLYSTYREN E PACKING 110X80X2000 | 1.200 | M | | | | | | | | | | | | | | | | | | | | | | |
| IP1410A0 | POLYSTYREN E PACKING TO PROTECT | 2 | PZ | | | | | | | | | | | | | | | | | | | | | | |
| SB1016A0 | 3L DETERGENT TANK | 1 | PZ | | | | | | | | | | | | | | | | | | | | | | |
| VM1059A1 | HEAT SHRINK FILM H800 | 1.200 | M | | | | | | | | | | | | | | | | | | | | | | |

| COMPONENT | | | SPARE PART | | | | | | | | | | | | | | | | | | | | | | |
|-----------|--|---|------------|--|--|------|-------------|-----|-----|----------|---|---|----|----------|---|-------|----|----------|--|---|----|----------|--|-------|---|
| Code | Description | Image | Code | Description | Components list | | | | | | | | | | | | | | | | | | | | |
| VM1414A | XEVL-BIG DETERGENT TANK FRAME |  | VM1414A0 | XEVL-BIG DETERGENT TANK FRAME | | | | | | | | | | | | | | | | | | | | | |
| VL1086A | LIMESCALE REMOVER NEODYMIUM MAGNET |  | KVL1086A | NEODYMIUM MAGNET ANTI-LIMESCALE KI | <table border="1"> <thead> <tr> <th>Code</th> <th>Description</th> <th>Qty</th> <th>UOM</th> </tr> </thead> <tbody> <tr> <td>VL1086A0</td> <td>LIMESCALE REMOVER NEODYMIUM MAGNET</td> <td>2</td> <td>PZ</td> </tr> <tr> <td>VM1224A0</td> <td>65MY 220MM 2 COLOURS SHRINK TUBE</td> <td>0.200</td> <td>M</td> </tr> </tbody> </table> | Code | Description | Qty | UOM | VL1086A0 | LIMESCALE REMOVER NEODYMIUM MAGNET | 2 | PZ | VM1224A0 | 65MY 220MM 2 COLOURS SHRINK TUBE | 0.200 | M | | | | | | | | |
| Code | Description | Qty | UOM | | | | | | | | | | | | | | | | | | | | | | |
| VL1086A0 | LIMESCALE REMOVER NEODYMIUM MAGNET | 2 | PZ | | | | | | | | | | | | | | | | | | | | | | |
| VM1224A0 | 65MY 220MM 2 COLOURS SHRINK TUBE | 0.200 | M | | | | | | | | | | | | | | | | | | | | | | |
| VL1096A | 2PCS T-SHAPED FIT-D6-D10 HOLD-MAGNET |  | KVL1096A | T - SHAPED FIT-D6-D10 HOLD-2 MAGNETS KIT | <table border="1"> <thead> <tr> <th>Code</th> <th>Description</th> <th>Qty</th> <th>UOM</th> </tr> </thead> <tbody> <tr> <td>RC1018A0</td> <td>ZINC PLATED D12 ELASTIC CLAMP</td> <td>2</td> <td>PZ</td> </tr> <tr> <td>VL1086A0</td> <td>LIMESCALE REMOVER NEODYMIUM MAGNET</td> <td>2</td> <td>PZ</td> </tr> <tr> <td>VL1096A1</td> <td>2PCS T-SHAPED FIT-D6-D10 HOLD-MAGNE</td> <td>1</td> <td>PZ</td> </tr> <tr> <td>VM1224A0</td> <td>65MY 220MM 2 COLOURS SHRINK TUBE</td> <td>0.200</td> <td>M</td> </tr> </tbody> </table> | Code | Description | Qty | UOM | RC1018A0 | ZINC PLATED D12 ELASTIC CLAMP | 2 | PZ | VL1086A0 | LIMESCALE REMOVER NEODYMIUM MAGNET | 2 | PZ | VL1096A1 | 2PCS T-SHAPED FIT-D6-D10 HOLD-MAGNE | 1 | PZ | VM1224A0 | 65MY 220MM 2 COLOURS SHRINK TUBE | 0.200 | M |
| Code | Description | Qty | UOM | | | | | | | | | | | | | | | | | | | | | | |
| RC1018A0 | ZINC PLATED D12 ELASTIC CLAMP | 2 | PZ | | | | | | | | | | | | | | | | | | | | | | |
| VL1086A0 | LIMESCALE REMOVER NEODYMIUM MAGNET | 2 | PZ | | | | | | | | | | | | | | | | | | | | | | |
| VL1096A1 | 2PCS T-SHAPED FIT-D6-D10 HOLD-MAGNE | 1 | PZ | | | | | | | | | | | | | | | | | | | | | | |
| VM1224A0 | 65MY 220MM 2 COLOURS SHRINK TUBE | 0.200 | M | | | | | | | | | | | | | | | | | | | | | | |
| VM1054A | H7.8 PRESSURE REDUCER RING NUT |  | KVM1054A | H7.8 PRESSURE REDUCER DIAL KIT | <table border="1"> <thead> <tr> <th>Code</th> <th>Description</th> <th>Qty</th> <th>UOM</th> </tr> </thead> <tbody> <tr> <td>VM1054A0</td> <td>H7.8 PRESSURE REDUCER RING NUT</td> <td>1</td> <td>PZ</td> </tr> <tr> <td>VM1224A0</td> <td>65MY 220MM 2 COLOURS SHRINK TUBE</td> <td>0.200</td> <td>M</td> </tr> </tbody> </table> | Code | Description | Qty | UOM | VM1054A0 | H7.8 PRESSURE REDUCER RING NUT | 1 | PZ | VM1224A0 | 65MY 220MM 2 COLOURS SHRINK TUBE | 0.200 | M | | | | | | | | |
| Code | Description | Qty | UOM | | | | | | | | | | | | | | | | | | | | | | |
| VM1054A0 | H7.8 PRESSURE REDUCER RING NUT | 1 | PZ | | | | | | | | | | | | | | | | | | | | | | |
| VM1224A0 | 65MY 220MM 2 COLOURS SHRINK TUBE | 0.200 | M | | | | | | | | | | | | | | | | | | | | | | |
| | | | KVL1117A | EUR MM 2016+LMT FILTER+PRESS. RED. KIT | <table border="1"> <thead> <tr> <th>Code</th> <th>Description</th> <th>Qty</th> <th>UOM</th> </tr> </thead> <tbody> <tr> <td>0H7472A1</td> <td>DISTRIBUTOR SUPPORT PLATE</td> <td>1</td> <td>PZ</td> </tr> <tr> <td>RC1004A0</td> <td>Ø10-Ø8-8 Y CONNECTION</td> <td>1</td> <td>PZ</td> </tr> <tr> <td>RC1243A0</td> <td>Ø10F-Ø10M ELBOW CONNECTION + JG END KIT</td> <td>1</td> <td>PZ</td> </tr> </tbody> </table> | Code | Description | Qty | UOM | 0H7472A1 | DISTRIBUTOR SUPPORT PLATE | 1 | PZ | RC1004A0 | Ø10-Ø8-8 Y CONNECTION | 1 | PZ | RC1243A0 | Ø10F-Ø10M ELBOW CONNECTION + JG END KIT | 1 | PZ | | | | |
| Code | Description | Qty | UOM | | | | | | | | | | | | | | | | | | | | | | |
| 0H7472A1 | DISTRIBUTOR SUPPORT PLATE | 1 | PZ | | | | | | | | | | | | | | | | | | | | | | |
| RC1004A0 | Ø10-Ø8-8 Y CONNECTION | 1 | PZ | | | | | | | | | | | | | | | | | | | | | | |
| RC1243A0 | Ø10F-Ø10M ELBOW CONNECTION + JG END KIT | 1 | PZ | | | | | | | | | | | | | | | | | | | | | | |

| COMPONENT | | | SPARE PART | | | | | | | | | | | | | | | | | | | | | | | | | | | | | | | | | | |
|-----------|--------------------------------------|---|------------|---|--|------|-------------|-----|-----|----------|----------------------------------|---|----|----------|-----------------------------------|---|----|----------|-----------------------------------|---|----|----------|-----------------------------------|---|----|----------|--------------------------------|---|----|----------|--------------------------------------|---|----|----------|--------------------------------|---|----|
| Code | Description | Image | Code | Description | Components list | | | | | | | | | | | | | | | | | | | | | | | | | | | | | | | | |
| VM1054A | H7.8 PRESSURE REDUCER RING NUT |  | KVL1117A | EUR MM 2016+LMT FILTER+PRESS. RED. KIT | <table border="1"> <thead> <tr> <th>Code</th> <th>Description</th> <th>Qty</th> <th>UOM</th> </tr> </thead> <tbody> <tr> <td>RC1372A0</td> <td>Ø10M-1/4 M CIL. STRAIGHT FITTING</td> <td>2</td> <td>PZ</td> </tr> <tr> <td>VI1220A1</td> <td>4,2X12 TCB SELF-TAPPIN G SCREW</td> <td>4</td> <td>PZ</td> </tr> <tr> <td>VL1014B1</td> <td>PRESSURE REDUCER WITH DISTRIBUTOR</td> <td>1</td> <td>PZ</td> </tr> <tr> <td>VL1014B2</td> <td>PRESSURE REDUCER WITH DISTRIBUTOR</td> <td>1</td> <td>PZ</td> </tr> <tr> <td>VL1034C0</td> <td>MESH WATER FILTER D10</td> <td>1</td> <td>PZ</td> </tr> <tr> <td>VL1062C0</td> <td>PRESSURE REDUCER-FILTER LOCKING FORK</td> <td>1</td> <td>PZ</td> </tr> <tr> <td>VM1054A0</td> <td>H7.8 PRESSURE REDUCER RING NUT</td> <td>1</td> <td>PZ</td> </tr> </tbody> </table> | Code | Description | Qty | UOM | RC1372A0 | Ø10M-1/4 M CIL. STRAIGHT FITTING | 2 | PZ | VI1220A1 | 4,2X12 TCB SELF-TAPPIN G SCREW | 4 | PZ | VL1014B1 | PRESSURE REDUCER WITH DISTRIBUTOR | 1 | PZ | VL1014B2 | PRESSURE REDUCER WITH DISTRIBUTOR | 1 | PZ | VL1034C0 | MESH WATER FILTER D10 | 1 | PZ | VL1062C0 | PRESSURE REDUCER-FILTER LOCKING FORK | 1 | PZ | VM1054A0 | H7.8 PRESSURE REDUCER RING NUT | 1 | PZ |
| Code | Description | Qty | UOM | | | | | | | | | | | | | | | | | | | | | | | | | | | | | | | | | | |
| RC1372A0 | Ø10M-1/4 M CIL. STRAIGHT FITTING | 2 | PZ | | | | | | | | | | | | | | | | | | | | | | | | | | | | | | | | | | |
| VI1220A1 | 4,2X12 TCB SELF-TAPPIN G SCREW | 4 | PZ | | | | | | | | | | | | | | | | | | | | | | | | | | | | | | | | | | |
| VL1014B1 | PRESSURE REDUCER WITH DISTRIBUTOR | 1 | PZ | | | | | | | | | | | | | | | | | | | | | | | | | | | | | | | | | | |
| VL1014B2 | PRESSURE REDUCER WITH DISTRIBUTOR | 1 | PZ | | | | | | | | | | | | | | | | | | | | | | | | | | | | | | | | | | |
| VL1034C0 | MESH WATER FILTER D10 | 1 | PZ | | | | | | | | | | | | | | | | | | | | | | | | | | | | | | | | | | |
| VL1062C0 | PRESSURE REDUCER-FILTER LOCKING FORK | 1 | PZ | | | | | | | | | | | | | | | | | | | | | | | | | | | | | | | | | | |
| VM1054A0 | H7.8 PRESSURE REDUCER RING NUT | 1 | PZ | | | | | | | | | | | | | | | | | | | | | | | | | | | | | | | | | | |
| RC1396A | JG D10-1/4 STRAIGHT END FITTING |  | KVL0014B | EUR 2017 MIND.MAPS PRESSURE REDUCER KIT | <table border="1"> <thead> <tr> <th>Code</th> <th>Description</th> <th>Qty</th> <th>UOM</th> </tr> </thead> <tbody> <tr> <td>RC1372A0</td> <td>Ø10M-1/4 M CIL. STRAIGHT FITTING</td> <td>1</td> <td>PZ</td> </tr> <tr> <td>RC1396A0</td> <td>JG D10-1/4 STRAIGHT END FITTING</td> <td>1</td> <td>PZ</td> </tr> <tr> <td>VL1014B1</td> <td>PRESSURE REDUCER WITH DISTRIBUTOR</td> <td>1</td> <td>PZ</td> </tr> <tr> <td>VL1014B2</td> <td>PRESSURE REDUCER WITH DISTRIBUTOR</td> <td>1</td> <td>PZ</td> </tr> <tr> <td>VM1054A0</td> <td>H7.8 PRESSURE REDUCER RING NUT</td> <td>1</td> <td>PZ</td> </tr> </tbody> </table> | Code | Description | Qty | UOM | RC1372A0 | Ø10M-1/4 M CIL. STRAIGHT FITTING | 1 | PZ | RC1396A0 | JG D10-1/4 STRAIGHT END FITTING | 1 | PZ | VL1014B1 | PRESSURE REDUCER WITH DISTRIBUTOR | 1 | PZ | VL1014B2 | PRESSURE REDUCER WITH DISTRIBUTOR | 1 | PZ | VM1054A0 | H7.8 PRESSURE REDUCER RING NUT | 1 | PZ | | | | | | | | |
| Code | Description | Qty | UOM | | | | | | | | | | | | | | | | | | | | | | | | | | | | | | | | | | |
| RC1372A0 | Ø10M-1/4 M CIL. STRAIGHT FITTING | 1 | PZ | | | | | | | | | | | | | | | | | | | | | | | | | | | | | | | | | | |
| RC1396A0 | JG D10-1/4 STRAIGHT END FITTING | 1 | PZ | | | | | | | | | | | | | | | | | | | | | | | | | | | | | | | | | | |
| VL1014B1 | PRESSURE REDUCER WITH DISTRIBUTOR | 1 | PZ | | | | | | | | | | | | | | | | | | | | | | | | | | | | | | | | | | |
| VL1014B2 | PRESSURE REDUCER WITH DISTRIBUTOR | 1 | PZ | | | | | | | | | | | | | | | | | | | | | | | | | | | | | | | | | | |
| VM1054A0 | H7.8 PRESSURE REDUCER RING NUT | 1 | PZ | | | | | | | | | | | | | | | | | | | | | | | | | | | | | | | | | | |
| VL1014B | PRESSURE REDUCER WITH DISTRIBUTOR |  | KVL0020A | PRESS. REDUCER 03-05XX=OCT18 / MM=MAR19 | <table border="1"> <thead> <tr> <th>Code</th> <th>Description</th> <th>Qty</th> <th>UOM</th> </tr> </thead> <tbody> <tr> <td>RC1396A0</td> <td>JG D10-1/4 STRAIGHT END FITTING</td> <td>2</td> <td>PZ</td> </tr> <tr> <td>VL1014B1</td> <td>PRESSURE REDUCER WITH DISTRIBUTOR</td> <td>1</td> <td>PZ</td> </tr> </tbody> </table> | Code | Description | Qty | UOM | RC1396A0 | JG D10-1/4 STRAIGHT END FITTING | 2 | PZ | VL1014B1 | PRESSURE REDUCER WITH DISTRIBUTOR | 1 | PZ | | | | | | | | | | | | | | | | | | | | |
| Code | Description | Qty | UOM | | | | | | | | | | | | | | | | | | | | | | | | | | | | | | | | | | |
| RC1396A0 | JG D10-1/4 STRAIGHT END FITTING | 2 | PZ | | | | | | | | | | | | | | | | | | | | | | | | | | | | | | | | | | |
| VL1014B1 | PRESSURE REDUCER WITH DISTRIBUTOR | 1 | PZ | | | | | | | | | | | | | | | | | | | | | | | | | | | | | | | | | | |






| COMPONENT | | | SPARE PART | | | | | | | | | | | | | | | | | | | | | | | |
|-----------|---|--|------------|---|--|------|-------------|--------------------------------------|-----|----------|-----------------------------------|-----------------------------------|----|----------|--------------------------------|-----------------------------------|----|----|----------|-----------------------------------|---|----|----------|--------------------------------|---|----|
| Code | Description | Image | Code | Description | Components list | | | | | | | | | | | | | | | | | | | | | |
| VL1014B | PRESSURE REDUCER WITH DISTRIBUTOR |  | KVL0020A | PRESS. REDUCER 03-05XX=OCT18 / MM=MAR19 | <table border="1"> <thead> <tr> <th>Code</th> <th>Description</th> <th>Qty</th> <th>UOM</th> </tr> </thead> <tbody> <tr> <td>VL1014B2</td> <td>PRESSURE REDUCER WITH DISTRIBUTOR</td> <td>1</td> <td>PZ</td> </tr> <tr> <td>VM1054A0</td> <td>H7.8 PRESSURE REDUCER RING NUT</td> <td>1</td> <td>PZ</td> </tr> </tbody> </table> | Code | Description | Qty | UOM | VL1014B2 | PRESSURE REDUCER WITH DISTRIBUTOR | 1 | PZ | VM1054A0 | H7.8 PRESSURE REDUCER RING NUT | 1 | PZ | | | | | | | | | |
| | | | Code | Description | Qty | UOM | | | | | | | | | | | | | | | | | | | | |
| | | | VL1014B2 | PRESSURE REDUCER WITH DISTRIBUTOR | 1 | PZ | | | | | | | | | | | | | | | | | | | | |
| | | | VM1054A0 | H7.8 PRESSURE REDUCER RING NUT | 1 | PZ | | | | | | | | | | | | | | | | | | | | |
| KVL0014B | EUR 2017 MIND.MAPS PRESSURE REDUCER KIT | <table border="1"> <thead> <tr> <th>Code</th> <th>Description</th> <th>Qty</th> <th>UOM</th> </tr> </thead> <tbody> <tr> <td>RC1372A0</td> <td>Ø10M-1/4 M CIL. STRAIGHT FITTING</td> <td>1</td> <td>PZ</td> </tr> <tr> <td>RC1396A0</td> <td>JG D10-1/4 STRAIGHT END FITTING</td> <td>1</td> <td>PZ</td> </tr> <tr> <td>VL1014B1</td> <td>PRESSURE REDUCER WITH DISTRIBUTOR</td> <td>1</td> <td>PZ</td> </tr> <tr> <td>VL1014B2</td> <td>PRESSURE REDUCER WITH DISTRIBUTOR</td> <td>1</td> <td>PZ</td> </tr> <tr> <td>VM1054A0</td> <td>H7.8 PRESSURE REDUCER RING NUT</td> <td>1</td> <td>PZ</td> </tr> </tbody> </table> | Code | Description | Qty | UOM | RC1372A0 | Ø10M-1/4 M CIL. STRAIGHT FITTING | 1 | PZ | RC1396A0 | JG D10-1/4 STRAIGHT END FITTING | 1 | PZ | VL1014B1 | PRESSURE REDUCER WITH DISTRIBUTOR | 1 | PZ | VL1014B2 | PRESSURE REDUCER WITH DISTRIBUTOR | 1 | PZ | VM1054A0 | H7.8 PRESSURE REDUCER RING NUT | 1 | PZ |
| Code | Description | Qty | UOM | | | | | | | | | | | | | | | | | | | | | | | |
| RC1372A0 | Ø10M-1/4 M CIL. STRAIGHT FITTING | 1 | PZ | | | | | | | | | | | | | | | | | | | | | | | |
| RC1396A0 | JG D10-1/4 STRAIGHT END FITTING | 1 | PZ | | | | | | | | | | | | | | | | | | | | | | | |
| VL1014B1 | PRESSURE REDUCER WITH DISTRIBUTOR | 1 | PZ | | | | | | | | | | | | | | | | | | | | | | | |
| VL1014B2 | PRESSURE REDUCER WITH DISTRIBUTOR | 1 | PZ | | | | | | | | | | | | | | | | | | | | | | | |
| VM1054A0 | H7.8 PRESSURE REDUCER RING NUT | 1 | PZ | | | | | | | | | | | | | | | | | | | | | | | |
| KVL0014A | EUR MIND.MAPS PRESSURE REDUCER KIT 2016 | <table border="1"> <thead> <tr> <th>Code</th> <th>Description</th> <th>Qty</th> <th>UOM</th> </tr> </thead> <tbody> <tr> <td>RC1372A0</td> <td>Ø10M-1/4 M CIL. STRAIGHT FITTING</td> <td>2</td> <td>PZ</td> </tr> <tr> <td>VL1014B1</td> <td>PRESSURE REDUCER WITH DISTRIBUTOR</td> <td>1</td> <td>PZ</td> </tr> <tr> <td>VL1014B2</td> <td>PRESSURE REDUCER WITH DISTRIBUTOR</td> <td>1</td> <td>PZ</td> </tr> <tr> <td>VM1054A0</td> <td>H7.8 PRESSURE REDUCER RING NUT</td> <td>1</td> <td>PZ</td> </tr> </tbody> </table> | Code | Description | Qty | UOM | RC1372A0 | Ø10M-1/4 M CIL. STRAIGHT FITTING | 2 | PZ | VL1014B1 | PRESSURE REDUCER WITH DISTRIBUTOR | 1 | PZ | VL1014B2 | PRESSURE REDUCER WITH DISTRIBUTOR | 1 | PZ | VM1054A0 | H7.8 PRESSURE REDUCER RING NUT | 1 | PZ | | | | |
| Code | Description | Qty | UOM | | | | | | | | | | | | | | | | | | | | | | | |
| RC1372A0 | Ø10M-1/4 M CIL. STRAIGHT FITTING | 2 | PZ | | | | | | | | | | | | | | | | | | | | | | | |
| VL1014B1 | PRESSURE REDUCER WITH DISTRIBUTOR | 1 | PZ | | | | | | | | | | | | | | | | | | | | | | | |
| VL1014B2 | PRESSURE REDUCER WITH DISTRIBUTOR | 1 | PZ | | | | | | | | | | | | | | | | | | | | | | | |
| VM1054A0 | H7.8 PRESSURE REDUCER RING NUT | 1 | PZ | | | | | | | | | | | | | | | | | | | | | | | |
| KVL0010A | S.4 - 5 WATER PRESSURE REDUCER KIT | <table border="1"> <thead> <tr> <th>Code</th> <th>Description</th> <th>Qty</th> <th>UOM</th> </tr> </thead> <tbody> <tr> <td>EL1210A0</td> <td>D8-BSP1/4 JG STRAIGHT END CONNECTION</td> <td>2</td> <td>PZ</td> </tr> </tbody> </table> | Code | Description | Qty | UOM | EL1210A0 | D8-BSP1/4 JG STRAIGHT END CONNECTION | 2 | PZ | | | | | | | | | | | | | | | | |
| Code | Description | Qty | UOM | | | | | | | | | | | | | | | | | | | | | | | |
| EL1210A0 | D8-BSP1/4 JG STRAIGHT END CONNECTION | 2 | PZ | | | | | | | | | | | | | | | | | | | | | | | |


| COMPONENT | | | SPARE PART | | | | | | | | | | | | | | | | | | | | | | | | | | | | | | | | | | | | | | | | | | | | | | |
|-----------|---|--|------------|--|---|------|-------------|-----|-----|----------|---|----|----|----------|-----------------------------------|-------|----|----------|---|---|----|----------|----------------------------------|---|----|----------|--------------------------------|---|----|----------|-----------------------------------|---|----|----------|-----------------------------------|---|----|----------|-----------------------|---|----|----------|--------------------------------------|---|----|----------|--------------------------------|---|----|
| Code | Description | Image | Code | Description | Components list | | | | | | | | | | | | | | | | | | | | | | | | | | | | | | | | | | | | | | | | | | | | |
| VL1014B | PRESSURE REDUCER WITH DISTRIBUTOR |  | KVL0010A | S.4 - 5 WATER PRESSURE REDUCER KIT | <table border="1"> <thead> <tr> <th>Code</th> <th>Description</th> <th>Qty</th> <th>UOM</th> </tr> </thead> <tbody> <tr> <td>VL1014B1</td> <td>PRESSURE REDUCER WITH DISTRIBUTOR</td> <td>1</td> <td>PZ</td> </tr> <tr> <td>VL1014B2</td> <td>PRESSURE REDUCER WITH DISTRIBUTOR</td> <td>1</td> <td>PZ</td> </tr> </tbody> </table> | Code | Description | Qty | UOM | VL1014B1 | PRESSURE REDUCER WITH DISTRIBUTOR | 1 | PZ | VL1014B2 | PRESSURE REDUCER WITH DISTRIBUTOR | 1 | PZ | | | | | | | | | | | | | | | | | | | | | | | | | | | | | | | | |
| Code | Description | Qty | UOM | | | | | | | | | | | | | | | | | | | | | | | | | | | | | | | | | | | | | | | | | | | | | | |
| VL1014B1 | PRESSURE REDUCER WITH DISTRIBUTOR | 1 | PZ | | | | | | | | | | | | | | | | | | | | | | | | | | | | | | | | | | | | | | | | | | | | | | |
| VL1014B2 | PRESSURE REDUCER WITH DISTRIBUTOR | 1 | PZ | | | | | | | | | | | | | | | | | | | | | | | | | | | | | | | | | | | | | | | | | | | | | | |
| RC1243A | Ø10F-Ø10M ELBOW CONNECTION + JG END KIT |  | KVL1117A | EUR MM 2016+LMT FILTER+PRESS. RED. KIT | <table border="1"> <thead> <tr> <th>Code</th> <th>Description</th> <th>Qty</th> <th>UOM</th> </tr> </thead> <tbody> <tr> <td>0H7472A1</td> <td>DISTRIBUTOR SUPPORT PLATE</td> <td>1</td> <td>PZ</td> </tr> <tr> <td>RC1004A0</td> <td>Ø10-Ø8-8 Y CONNECTION</td> <td>1</td> <td>PZ</td> </tr> <tr> <td>RC1243A0</td> <td>Ø10F-Ø10M ELBOW CONNECTION + JG END KIT</td> <td>1</td> <td>PZ</td> </tr> <tr> <td>RC1372A0</td> <td>Ø10M-1/4 M CIL. STRAIGHT FITTING</td> <td>2</td> <td>PZ</td> </tr> <tr> <td>VI1220A1</td> <td>4,2X12 TCB SELF-TAPPIN G SCREW</td> <td>4</td> <td>PZ</td> </tr> <tr> <td>VL1014B1</td> <td>PRESSURE REDUCER WITH DISTRIBUTOR</td> <td>1</td> <td>PZ</td> </tr> <tr> <td>VL1014B2</td> <td>PRESSURE REDUCER WITH DISTRIBUTOR</td> <td>1</td> <td>PZ</td> </tr> <tr> <td>VL1034C0</td> <td>MESH WATER FILTER D10</td> <td>1</td> <td>PZ</td> </tr> <tr> <td>VL1062C0</td> <td>PRESSURE REDUCER-FILTER LOCKING FORK</td> <td>1</td> <td>PZ</td> </tr> <tr> <td>VM1054A0</td> <td>H7.8 PRESSURE REDUCER RING NUT</td> <td>1</td> <td>PZ</td> </tr> </tbody> </table> | Code | Description | Qty | UOM | 0H7472A1 | DISTRIBUTOR SUPPORT PLATE | 1 | PZ | RC1004A0 | Ø10-Ø8-8 Y CONNECTION | 1 | PZ | RC1243A0 | Ø10F-Ø10M ELBOW CONNECTION + JG END KIT | 1 | PZ | RC1372A0 | Ø10M-1/4 M CIL. STRAIGHT FITTING | 2 | PZ | VI1220A1 | 4,2X12 TCB SELF-TAPPIN G SCREW | 4 | PZ | VL1014B1 | PRESSURE REDUCER WITH DISTRIBUTOR | 1 | PZ | VL1014B2 | PRESSURE REDUCER WITH DISTRIBUTOR | 1 | PZ | VL1034C0 | MESH WATER FILTER D10 | 1 | PZ | VL1062C0 | PRESSURE REDUCER-FILTER LOCKING FORK | 1 | PZ | VM1054A0 | H7.8 PRESSURE REDUCER RING NUT | 1 | PZ |
| Code | Description | Qty | UOM | | | | | | | | | | | | | | | | | | | | | | | | | | | | | | | | | | | | | | | | | | | | | | |
| 0H7472A1 | DISTRIBUTOR SUPPORT PLATE | 1 | PZ | | | | | | | | | | | | | | | | | | | | | | | | | | | | | | | | | | | | | | | | | | | | | | |
| RC1004A0 | Ø10-Ø8-8 Y CONNECTION | 1 | PZ | | | | | | | | | | | | | | | | | | | | | | | | | | | | | | | | | | | | | | | | | | | | | | |
| RC1243A0 | Ø10F-Ø10M ELBOW CONNECTION + JG END KIT | 1 | PZ | | | | | | | | | | | | | | | | | | | | | | | | | | | | | | | | | | | | | | | | | | | | | | |
| RC1372A0 | Ø10M-1/4 M CIL. STRAIGHT FITTING | 2 | PZ | | | | | | | | | | | | | | | | | | | | | | | | | | | | | | | | | | | | | | | | | | | | | | |
| VI1220A1 | 4,2X12 TCB SELF-TAPPIN G SCREW | 4 | PZ | | | | | | | | | | | | | | | | | | | | | | | | | | | | | | | | | | | | | | | | | | | | | | |
| VL1014B1 | PRESSURE REDUCER WITH DISTRIBUTOR | 1 | PZ | | | | | | | | | | | | | | | | | | | | | | | | | | | | | | | | | | | | | | | | | | | | | | |
| VL1014B2 | PRESSURE REDUCER WITH DISTRIBUTOR | 1 | PZ | | | | | | | | | | | | | | | | | | | | | | | | | | | | | | | | | | | | | | | | | | | | | | |
| VL1034C0 | MESH WATER FILTER D10 | 1 | PZ | | | | | | | | | | | | | | | | | | | | | | | | | | | | | | | | | | | | | | | | | | | | | | |
| VL1062C0 | PRESSURE REDUCER-FILTER LOCKING FORK | 1 | PZ | | | | | | | | | | | | | | | | | | | | | | | | | | | | | | | | | | | | | | | | | | | | | | |
| VM1054A0 | H7.8 PRESSURE REDUCER RING NUT | 1 | PZ | | | | | | | | | | | | | | | | | | | | | | | | | | | | | | | | | | | | | | | | | | | | | | |
| | | | KRC1243A | Ø10F-Ø10M ELBOW CONN + JG END 10 PCS KIT | <table border="1"> <thead> <tr> <th>Code</th> <th>Description</th> <th>Qty</th> <th>UOM</th> </tr> </thead> <tbody> <tr> <td>RC1243A0</td> <td>Ø10F-Ø10M ELBOW CONNECTION + JG END KIT</td> <td>10</td> <td>PZ</td> </tr> <tr> <td>VM1224A0</td> <td>65MY 220MM 2 COLOURS SHRINK TUBE</td> <td>0.200</td> <td>M</td> </tr> </tbody> </table> | Code | Description | Qty | UOM | RC1243A0 | Ø10F-Ø10M ELBOW CONNECTION + JG END KIT | 10 | PZ | VM1224A0 | 65MY 220MM 2 COLOURS SHRINK TUBE | 0.200 | M | | | | | | | | | | | | | | | | | | | | | | | | | | | | | | | | |
| Code | Description | Qty | UOM | | | | | | | | | | | | | | | | | | | | | | | | | | | | | | | | | | | | | | | | | | | | | | |
| RC1243A0 | Ø10F-Ø10M ELBOW CONNECTION + JG END KIT | 10 | PZ | | | | | | | | | | | | | | | | | | | | | | | | | | | | | | | | | | | | | | | | | | | | | | |
| VM1224A0 | 65MY 220MM 2 COLOURS SHRINK TUBE | 0.200 | M | | | | | | | | | | | | | | | | | | | | | | | | | | | | | | | | | | | | | | | | | | | | | | |


| COMPONENT | | | SPARE PART | | | | | | | | | | | | | | |
|-----------|--|---|------------|--|---|------|-------------|-----|-----|----------|--|---|----|----------|--|-------|---|
| Code | Description | Image | Code | Description | Components list | | | | | | | | | | | | |
| VL1135A | 3/4-JG10 CONNECTOR + FILTER AND NRV |  | KVL1135A | 3/4-JG10 FITTING WITH FILTER AND VNR KIT | <table border="1"> <thead> <tr> <th>Code</th> <th>Description</th> <th>Qty</th> <th>UOM</th> </tr> </thead> <tbody> <tr> <td>VL1135A0</td> <td>3/4-JG10 CONNECTOR + FILTER AND NRV</td> <td>1</td> <td>PZ</td> </tr> <tr> <td>VM1224A0</td> <td>65MY 220MM 2 COLOURS SHRINK TUBE</td> <td>0.150</td> <td>M</td> </tr> </tbody> </table> | Code | Description | Qty | UOM | VL1135A0 | 3/4-JG10 CONNECTOR + FILTER AND NRV | 1 | PZ | VM1224A0 | 65MY 220MM 2 COLOURS SHRINK TUBE | 0.150 | M |
| Code | Description | Qty | UOM | | | | | | | | | | | | | | |
| VL1135A0 | 3/4-JG10 CONNECTOR + FILTER AND NRV | 1 | PZ | | | | | | | | | | | | | | |
| VM1224A0 | 65MY 220MM 2 COLOURS SHRINK TUBE | 0.150 | M | | | | | | | | | | | | | | |
| TB2699A | TB3131A-L710MM STEAM PIPE |  | TB2699A0 | TB3131A-L710MM STEAM PIPE | | | | | | | | | | | | | |
| 0H2173A | XEVL PRESSURE REDUCER HOLDER |  | 0H2173A0 | XEVL PRESSURE REDUCER HOLDER | | | | | | | | | | | | | |
| 0D2486B | XEVL-2011 RIGHT OPENING LEFT SIDE |  | 0D2486B0 | XEVL-2011 RIGHT OPENING LEFT SIDE | | | | | | | | | | | | | |
| ASM2466A | Support |  | ASM2466A0 | Support | | | | | | | | | | | | | |




| COMPONENT | | | SPARE PART | | | | | | | | | | | | | | | | | | | | | | | | | | | | | | | | | | |
|-----------|---------------------------------------|---|------------|---------------------------------------|---|------|-------------|-----|-----|----------|-------------------------|---|----|----------|-----------------------------|----|----|----------|-----------------------------|---|----|----------|---------------------------|---|----|----------|---------------------------|---|----|----------|---------------------------------|---|----|----------|----------------------------------|-------|---|
| Code | Description | Image | Code | Description | Components list | | | | | | | | | | | | | | | | | | | | | | | | | | | | | | | | |
| VM1405A | XEVL BRACKET COVER |  | VM1405A0 | XEVL BRACKET COVER | | | | | | | | | | | | | | | | | | | | | | | | | | | | | | | | | |
| 0H8031A | BIG UPPER BRACKET COVER |  | 0H8031A0 | BIG UPPER BRACKET COVER | | | | | | | | | | | | | | | | | | | | | | | | | | | | | | | | | |
| VM2562A | BIG PLATE UPPER BRACKET COVER SUPPORT |  | VM2562A0 | BIG PLATE UPPER BRACKET COVER SUPPORT | | | | | | | | | | | | | | | | | | | | | | | | | | | | | | | | | |
| VM2561A | BIG RIGHT DOOR UPPER BRACKET |  | KVM2561A | BIG-L RIGHT DOOR UPPER BRACKET KI | <table border="1"> <thead> <tr> <th>Code</th> <th>Description</th> <th>Qty</th> <th>UOM</th> </tr> </thead> <tbody> <tr> <td>0H8031A0</td> <td>BIG UPPER BRACKET COVER</td> <td>1</td> <td>PZ</td> </tr> <tr> <td>SL1155A1</td> <td>LOCTITE BICOMPONENT SILICON</td> <td>10</td> <td>ML</td> </tr> <tr> <td>VI1081A0</td> <td>M6X25 STAINLESS STEEL SCREW</td> <td>6</td> <td>PZ</td> </tr> <tr> <td>VI1111A1</td> <td>ST.STEEL TSIC M6X12 SCREW</td> <td>6</td> <td>PZ</td> </tr> <tr> <td>VI1113A0</td> <td>ST.STEEL TCEI M6X12 SCREW</td> <td>6</td> <td>PZ</td> </tr> <tr> <td>VI1521A0</td> <td>STAINLESS STEEL WASHER D=6 6592</td> <td>6</td> <td>PZ</td> </tr> <tr> <td>VM1224A0</td> <td>65MY 220MM 2 COLOURS SHRINK TUBE</td> <td>0.300</td> <td>M</td> </tr> </tbody> </table> | Code | Description | Qty | UOM | 0H8031A0 | BIG UPPER BRACKET COVER | 1 | PZ | SL1155A1 | LOCTITE BICOMPONENT SILICON | 10 | ML | VI1081A0 | M6X25 STAINLESS STEEL SCREW | 6 | PZ | VI1111A1 | ST.STEEL TSIC M6X12 SCREW | 6 | PZ | VI1113A0 | ST.STEEL TCEI M6X12 SCREW | 6 | PZ | VI1521A0 | STAINLESS STEEL WASHER D=6 6592 | 6 | PZ | VM1224A0 | 65MY 220MM 2 COLOURS SHRINK TUBE | 0.300 | M |
| Code | Description | Qty | UOM | | | | | | | | | | | | | | | | | | | | | | | | | | | | | | | | | | |
| 0H8031A0 | BIG UPPER BRACKET COVER | 1 | PZ | | | | | | | | | | | | | | | | | | | | | | | | | | | | | | | | | | |
| SL1155A1 | LOCTITE BICOMPONENT SILICON | 10 | ML | | | | | | | | | | | | | | | | | | | | | | | | | | | | | | | | | | |
| VI1081A0 | M6X25 STAINLESS STEEL SCREW | 6 | PZ | | | | | | | | | | | | | | | | | | | | | | | | | | | | | | | | | | |
| VI1111A1 | ST.STEEL TSIC M6X12 SCREW | 6 | PZ | | | | | | | | | | | | | | | | | | | | | | | | | | | | | | | | | | |
| VI1113A0 | ST.STEEL TCEI M6X12 SCREW | 6 | PZ | | | | | | | | | | | | | | | | | | | | | | | | | | | | | | | | | | |
| VI1521A0 | STAINLESS STEEL WASHER D=6 6592 | 6 | PZ | | | | | | | | | | | | | | | | | | | | | | | | | | | | | | | | | | |
| VM1224A0 | 65MY 220MM 2 COLOURS SHRINK TUBE | 0.300 | M | | | | | | | | | | | | | | | | | | | | | | | | | | | | | | | | | | |

| COMPONENT | | | SPARE PART | | | | | | | | | | | | | | | | | | | | | | | | | | | | | | | | | | | | | | | | | | | | | | | | | | | | | | | | | | | | | | |
|-----------|--|---|------------|-------------------------------------|---|------|-------------|-----|-----|----------|------------------------------|---|----|----------|---------------------------------------|---|----|----------|--|-------|---|----------|-------------------------------------|---|----|----------|-----------------------|---|----|----------|--------------------------------|---|----|----------|----------------------------------|-------|---|----------|-----------------------|---|----|----------|-----------------------|---|----|----------|-----------------------|---|----|----------|-----------------------|---|----|----------|-----------------------|---|----|----------|-------------------------|---|----|----------|-------------------------|---|----|
| Code | Description | Image | Code | Description | Components list | | | | | | | | | | | | | | | | | | | | | | | | | | | | | | | | | | | | | | | | | | | | | | | | | | | | | | | | | | | | |
| VM2561A | BIG RIGHT DOOR UPPER BRACKET |  | KVM2561A | BIG-L RIGHT DOOR UPPER BRACKET KI | <table border="1"> <thead> <tr> <th>Code</th> <th>Description</th> <th>Qty</th> <th>UOM</th> </tr> </thead> <tbody> <tr> <td>VM2561A0</td> <td>BIG RIGHT DOOR UPPER BRACKET</td> <td>1</td> <td>PZ</td> </tr> <tr> <td>VM2562A0</td> <td>BIG PLATE UPPER BRACKET COVER SUPPORT</td> <td>1</td> <td>PZ</td> </tr> </tbody> </table> | Code | Description | Qty | UOM | VM2561A0 | BIG RIGHT DOOR UPPER BRACKET | 1 | PZ | VM2562A0 | BIG PLATE UPPER BRACKET COVER SUPPORT | 1 | PZ | | | | | | | | | | | | | | | | | | | | | | | | | | | | | | | | | | | | | | | | | | | | | | | | |
| Code | Description | Qty | UOM | | | | | | | | | | | | | | | | | | | | | | | | | | | | | | | | | | | | | | | | | | | | | | | | | | | | | | | | | | | | | | |
| VM2561A0 | BIG RIGHT DOOR UPPER BRACKET | 1 | PZ | | | | | | | | | | | | | | | | | | | | | | | | | | | | | | | | | | | | | | | | | | | | | | | | | | | | | | | | | | | | | | |
| VM2562A0 | BIG PLATE UPPER BRACKET COVER SUPPORT | 1 | PZ | | | | | | | | | | | | | | | | | | | | | | | | | | | | | | | | | | | | | | | | | | | | | | | | | | | | | | | | | | | | | | |
| VI1113A | ST.STEEL TCEI M6X12 SCREW |  | VI1113A0 | ST.STEEL TCEI M6X12 SCREW | | | | | | | | | | | | | | | | | | | | | | | | | | | | | | | | | | | | | | | | | | | | | | | | | | | | | | | | | | | | | |
| RC1378A | HOSE CLAMP |  | KVM2379A | MM 200V VENTURI ACTUATOR SYSTEM KIT | <table border="1"> <thead> <tr> <th>Code</th> <th>Description</th> <th>Qty</th> <th>UOM</th> </tr> </thead> <tbody> <tr> <td>GN1556A0</td> <td>MM VENTURI SEAL</td> <td>1</td> <td>PZ</td> </tr> <tr> <td>RC1378A0</td> <td>HOSE CLAMP</td> <td>3</td> <td>PZ</td> </tr> <tr> <td>TB1520A0</td> <td>INT. Ø=38 TH=4 DRAIN BLACK RUBBER PIPE</td> <td>0.170</td> <td>M</td> </tr> <tr> <td>VE1140A0</td> <td>VENTURI ACTUATOR 200V 60 HZ SERIE 2</td> <td>1</td> <td>PZ</td> </tr> <tr> <td>VI1032A0</td> <td>SCREW M4X16 TCB+ INOX</td> <td>1</td> <td>PZ</td> </tr> <tr> <td>VI1220A1</td> <td>4,2X12 TCB SELF-TAPPIN G SCREW</td> <td>6</td> <td>PZ</td> </tr> <tr> <td>VM1224A0</td> <td>65MY 220MM 2 COLOURS SHRINK TUBE</td> <td>0.300</td> <td>M</td> </tr> <tr> <td>VM2345A0</td> <td>MM VENTURI UPPER BODY</td> <td>1</td> <td>PZ</td> </tr> <tr> <td>VM2345A0</td> <td>MM VENTURI UPPER BODY</td> <td>1</td> <td>PZ</td> </tr> <tr> <td>VM2346A0</td> <td>MM VENTURI LOWER BODY</td> <td>1</td> <td>PZ</td> </tr> <tr> <td>VM2346A0</td> <td>MM VENTURI LOWER BODY</td> <td>1</td> <td>PZ</td> </tr> <tr> <td>VM2346A1</td> <td>S6 VENTURI LOWER HALF</td> <td>1</td> <td>PZ</td> </tr> <tr> <td>VM2347A0</td> <td>VENTURI MIND.MAPS COVER</td> <td>1</td> <td>PZ</td> </tr> <tr> <td>VM2347A0</td> <td>VENTURI MIND.MAPS COVER</td> <td>1</td> <td>PZ</td> </tr> </tbody> </table> | Code | Description | Qty | UOM | GN1556A0 | MM VENTURI SEAL | 1 | PZ | RC1378A0 | HOSE CLAMP | 3 | PZ | TB1520A0 | INT. Ø=38 TH=4 DRAIN BLACK RUBBER PIPE | 0.170 | M | VE1140A0 | VENTURI ACTUATOR 200V 60 HZ SERIE 2 | 1 | PZ | VI1032A0 | SCREW M4X16 TCB+ INOX | 1 | PZ | VI1220A1 | 4,2X12 TCB SELF-TAPPIN G SCREW | 6 | PZ | VM1224A0 | 65MY 220MM 2 COLOURS SHRINK TUBE | 0.300 | M | VM2345A0 | MM VENTURI UPPER BODY | 1 | PZ | VM2345A0 | MM VENTURI UPPER BODY | 1 | PZ | VM2346A0 | MM VENTURI LOWER BODY | 1 | PZ | VM2346A0 | MM VENTURI LOWER BODY | 1 | PZ | VM2346A1 | S6 VENTURI LOWER HALF | 1 | PZ | VM2347A0 | VENTURI MIND.MAPS COVER | 1 | PZ | VM2347A0 | VENTURI MIND.MAPS COVER | 1 | PZ |
| Code | Description | Qty | UOM | | | | | | | | | | | | | | | | | | | | | | | | | | | | | | | | | | | | | | | | | | | | | | | | | | | | | | | | | | | | | | |
| GN1556A0 | MM VENTURI SEAL | 1 | PZ | | | | | | | | | | | | | | | | | | | | | | | | | | | | | | | | | | | | | | | | | | | | | | | | | | | | | | | | | | | | | | |
| RC1378A0 | HOSE CLAMP | 3 | PZ | | | | | | | | | | | | | | | | | | | | | | | | | | | | | | | | | | | | | | | | | | | | | | | | | | | | | | | | | | | | | | |
| TB1520A0 | INT. Ø=38 TH=4 DRAIN BLACK RUBBER PIPE | 0.170 | M | | | | | | | | | | | | | | | | | | | | | | | | | | | | | | | | | | | | | | | | | | | | | | | | | | | | | | | | | | | | | | |
| VE1140A0 | VENTURI ACTUATOR 200V 60 HZ SERIE 2 | 1 | PZ | | | | | | | | | | | | | | | | | | | | | | | | | | | | | | | | | | | | | | | | | | | | | | | | | | | | | | | | | | | | | | |
| VI1032A0 | SCREW M4X16 TCB+ INOX | 1 | PZ | | | | | | | | | | | | | | | | | | | | | | | | | | | | | | | | | | | | | | | | | | | | | | | | | | | | | | | | | | | | | | |
| VI1220A1 | 4,2X12 TCB SELF-TAPPIN G SCREW | 6 | PZ | | | | | | | | | | | | | | | | | | | | | | | | | | | | | | | | | | | | | | | | | | | | | | | | | | | | | | | | | | | | | | |
| VM1224A0 | 65MY 220MM 2 COLOURS SHRINK TUBE | 0.300 | M | | | | | | | | | | | | | | | | | | | | | | | | | | | | | | | | | | | | | | | | | | | | | | | | | | | | | | | | | | | | | | |
| VM2345A0 | MM VENTURI UPPER BODY | 1 | PZ | | | | | | | | | | | | | | | | | | | | | | | | | | | | | | | | | | | | | | | | | | | | | | | | | | | | | | | | | | | | | | |
| VM2345A0 | MM VENTURI UPPER BODY | 1 | PZ | | | | | | | | | | | | | | | | | | | | | | | | | | | | | | | | | | | | | | | | | | | | | | | | | | | | | | | | | | | | | | |
| VM2346A0 | MM VENTURI LOWER BODY | 1 | PZ | | | | | | | | | | | | | | | | | | | | | | | | | | | | | | | | | | | | | | | | | | | | | | | | | | | | | | | | | | | | | | |
| VM2346A0 | MM VENTURI LOWER BODY | 1 | PZ | | | | | | | | | | | | | | | | | | | | | | | | | | | | | | | | | | | | | | | | | | | | | | | | | | | | | | | | | | | | | | |
| VM2346A1 | S6 VENTURI LOWER HALF | 1 | PZ | | | | | | | | | | | | | | | | | | | | | | | | | | | | | | | | | | | | | | | | | | | | | | | | | | | | | | | | | | | | | | |
| VM2347A0 | VENTURI MIND.MAPS COVER | 1 | PZ | | | | | | | | | | | | | | | | | | | | | | | | | | | | | | | | | | | | | | | | | | | | | | | | | | | | | | | | | | | | | | |
| VM2347A0 | VENTURI MIND.MAPS COVER | 1 | PZ | | | | | | | | | | | | | | | | | | | | | | | | | | | | | | | | | | | | | | | | | | | | | | | | | | | | | | | | | | | | | | |

| COMPONENT | | | SPARE PART | | | | | | | | | | | | | | | | | | | | | | | | | | | | | | | | | | | | | | | | | | | | | | | | | | | | | | | | | | | | | | | | | | | | | | | | | | | |
|-----------|---|---|------------|-------------------------------------|---|------|-------------|--------------------|-----|----------|------------------------|------------|----|----------|------------------------|---|-------|----------|-----------------------------|-------------------------------------|----|----------|-----------------------------|--------------------------|----|----|----------|--------------------------------------|---|----|----------|--|-------|---|----------|--------------------------|---|----|----------|--------------------------|---|----|----------|--------------------------|---|----|----------|--------------------------|---|----|----------|--------------------------|---|----|----------|-------------------------------|---|----|----------|-------------------------------|---|----|----------|------------------------|---|----|----------|------------------------|---|----|----------|-----------------------------|---|----|----------|-----------------------------|---|----|
| Code | Description | Image | Code | Description | Components list | | | | | | | | | | | | | | | | | | | | | | | | | | | | | | | | | | | | | | | | | | | | | | | | | | | | | | | | | | | | | | | | | | | | | | | | | |
| RC1378A | HOSE CLAMP |  | KVM2379A | MM 200V VENTURI ACTUATOR SYSTEM KIT | <table border="1"> <thead> <tr> <th>Code</th> <th>Description</th> <th>Qty</th> <th>UOM</th> </tr> </thead> <tbody> <tr> <td>VM2348A0</td> <td>VENTURI PLATE SPACE</td> <td>1</td> <td>PZ</td> </tr> <tr> <td>VM2348A0</td> <td>VENTURI PLATE SPACE</td> <td>1</td> <td>PZ</td> </tr> <tr> <td>VM2349A0</td> <td>VENTURI LOWER BUSHING</td> <td>1</td> <td>PZ</td> </tr> <tr> <td>VM2349A0</td> <td>VENTURI LOWER BUSHING</td> <td>1</td> <td>PZ</td> </tr> </tbody> </table> | Code | Description | Qty | UOM | VM2348A0 | VENTURI PLATE SPACE | 1 | PZ | VM2348A0 | VENTURI PLATE SPACE | 1 | PZ | VM2349A0 | VENTURI LOWER BUSHING | 1 | PZ | VM2349A0 | VENTURI LOWER BUSHING | 1 | PZ | | | | | | | | | | | | | | | | | | | | | | | | | | | | | | | | | | | | | | | | | | | | | | | | | | | | | |
| | | | Code | Description | Qty | UOM | | | | | | | | | | | | | | | | | | | | | | | | | | | | | | | | | | | | | | | | | | | | | | | | | | | | | | | | | | | | | | | | | | | | | | | | |
| VM2348A0 | VENTURI PLATE SPACE | 1 | PZ | | | | | | | | | | | | | | | | | | | | | | | | | | | | | | | | | | | | | | | | | | | | | | | | | | | | | | | | | | | | | | | | | | | | | | | | | | | |
| VM2348A0 | VENTURI PLATE SPACE | 1 | PZ | | | | | | | | | | | | | | | | | | | | | | | | | | | | | | | | | | | | | | | | | | | | | | | | | | | | | | | | | | | | | | | | | | | | | | | | | | | |
| VM2349A0 | VENTURI LOWER BUSHING | 1 | PZ | | | | | | | | | | | | | | | | | | | | | | | | | | | | | | | | | | | | | | | | | | | | | | | | | | | | | | | | | | | | | | | | | | | | | | | | | | | |
| VM2349A0 | VENTURI LOWER BUSHING | 1 | PZ | | | | | | | | | | | | | | | | | | | | | | | | | | | | | | | | | | | | | | | | | | | | | | | | | | | | | | | | | | | | | | | | | | | | | | | | | | | |
| KVM2378A | MM 240V VENTURI ACTUATOR SYSTEM KIT | <table border="1"> <thead> <tr> <th>Code</th> <th>Description</th> <th>Qty</th> <th>UOM</th> </tr> </thead> <tbody> <tr> <td>GN1556A0</td> <td>MM VENTURI SEAL</td> <td>1</td> <td>PZ</td> </tr> <tr> <td>RC1378A0</td> <td>HOSE CLAMP</td> <td>3</td> <td>PZ</td> </tr> <tr> <td>TB1520A0</td> <td>INT. Ø=38 TH=4 DRAIN BLACK RUBBER PIPE</td> <td>0.170</td> <td>M</td> </tr> <tr> <td>VE1014A0</td> <td>VENTURI ACTUATOR - US VERSION</td> <td>1</td> <td>PZ</td> </tr> <tr> <td>VI1032A0</td> <td>SCREW M4X16 TCB+ INOX</td> <td>1</td> <td>PZ</td> </tr> <tr> <td>VI1220A1</td> <td>4,2X12 TCB SELF-TAPPIN G SCREW</td> <td>6</td> <td>PZ</td> </tr> <tr> <td>VM1224A0</td> <td>65MY 220MM 2 COLOURS SHRINK TUBE</td> <td>0.300</td> <td>M</td> </tr> <tr> <td>VM2345A0</td> <td>MM VENTURI UPPER BODY</td> <td>1</td> <td>PZ</td> </tr> <tr> <td>VM2345A0</td> <td>MM VENTURI UPPER BODY</td> <td>1</td> <td>PZ</td> </tr> <tr> <td>VM2346A0</td> <td>MM VENTURI LOWER BODY</td> <td>1</td> <td>PZ</td> </tr> <tr> <td>VM2346A0</td> <td>MM VENTURI LOWER BODY</td> <td>1</td> <td>PZ</td> </tr> <tr> <td>VM2346A1</td> <td>S6 VENTURI LOWER HALF</td> <td>1</td> <td>PZ</td> </tr> <tr> <td>VM2347A0</td> <td>VENTURI MIND.MAPS COVER</td> <td>1</td> <td>PZ</td> </tr> <tr> <td>VM2347A0</td> <td>VENTURI MIND.MAPS COVER</td> <td>1</td> <td>PZ</td> </tr> <tr> <td>VM2348A0</td> <td>VENTURI PLATE SPACE</td> <td>1</td> <td>PZ</td> </tr> <tr> <td>VM2348A0</td> <td>VENTURI PLATE SPACE</td> <td>1</td> <td>PZ</td> </tr> <tr> <td>VM2349A0</td> <td>VENTURI LOWER BUSHING</td> <td>1</td> <td>PZ</td> </tr> <tr> <td>VM2349A0</td> <td>VENTURI LOWER BUSHING</td> <td>1</td> <td>PZ</td> </tr> </tbody> </table> | Code | Description | Qty | UOM | GN1556A0 | MM VENTURI SEAL | 1 | PZ | RC1378A0 | HOSE CLAMP | 3 | PZ | TB1520A0 | INT. Ø=38 TH=4 DRAIN BLACK RUBBER PIPE | 0.170 | M | VE1014A0 | VENTURI ACTUATOR - US VERSION | 1 | PZ | VI1032A0 | SCREW M4X16 TCB+ INOX | 1 | PZ | VI1220A1 | 4,2X12 TCB SELF-TAPPIN G SCREW | 6 | PZ | VM1224A0 | 65MY 220MM 2 COLOURS SHRINK TUBE | 0.300 | M | VM2345A0 | MM VENTURI UPPER BODY | 1 | PZ | VM2345A0 | MM VENTURI UPPER BODY | 1 | PZ | VM2346A0 | MM VENTURI LOWER BODY | 1 | PZ | VM2346A0 | MM VENTURI LOWER BODY | 1 | PZ | VM2346A1 | S6 VENTURI LOWER HALF | 1 | PZ | VM2347A0 | VENTURI MIND.MAPS COVER | 1 | PZ | VM2347A0 | VENTURI MIND.MAPS COVER | 1 | PZ | VM2348A0 | VENTURI PLATE SPACE | 1 | PZ | VM2348A0 | VENTURI PLATE SPACE | 1 | PZ | VM2349A0 | VENTURI LOWER BUSHING | 1 | PZ | VM2349A0 | VENTURI LOWER BUSHING | 1 | PZ |
| Code | Description | Qty | UOM | | | | | | | | | | | | | | | | | | | | | | | | | | | | | | | | | | | | | | | | | | | | | | | | | | | | | | | | | | | | | | | | | | | | | | | | | | | |
| GN1556A0 | MM VENTURI SEAL | 1 | PZ | | | | | | | | | | | | | | | | | | | | | | | | | | | | | | | | | | | | | | | | | | | | | | | | | | | | | | | | | | | | | | | | | | | | | | | | | | | |
| RC1378A0 | HOSE CLAMP | 3 | PZ | | | | | | | | | | | | | | | | | | | | | | | | | | | | | | | | | | | | | | | | | | | | | | | | | | | | | | | | | | | | | | | | | | | | | | | | | | | |
| TB1520A0 | INT. Ø=38 TH=4 DRAIN BLACK RUBBER PIPE | 0.170 | M | | | | | | | | | | | | | | | | | | | | | | | | | | | | | | | | | | | | | | | | | | | | | | | | | | | | | | | | | | | | | | | | | | | | | | | | | | | |
| VE1014A0 | VENTURI ACTUATOR - US VERSION | 1 | PZ | | | | | | | | | | | | | | | | | | | | | | | | | | | | | | | | | | | | | | | | | | | | | | | | | | | | | | | | | | | | | | | | | | | | | | | | | | | |
| VI1032A0 | SCREW M4X16 TCB+ INOX | 1 | PZ | | | | | | | | | | | | | | | | | | | | | | | | | | | | | | | | | | | | | | | | | | | | | | | | | | | | | | | | | | | | | | | | | | | | | | | | | | | |
| VI1220A1 | 4,2X12 TCB SELF-TAPPIN G SCREW | 6 | PZ | | | | | | | | | | | | | | | | | | | | | | | | | | | | | | | | | | | | | | | | | | | | | | | | | | | | | | | | | | | | | | | | | | | | | | | | | | | |
| VM1224A0 | 65MY 220MM 2 COLOURS SHRINK TUBE | 0.300 | M | | | | | | | | | | | | | | | | | | | | | | | | | | | | | | | | | | | | | | | | | | | | | | | | | | | | | | | | | | | | | | | | | | | | | | | | | | | |
| VM2345A0 | MM VENTURI UPPER BODY | 1 | PZ | | | | | | | | | | | | | | | | | | | | | | | | | | | | | | | | | | | | | | | | | | | | | | | | | | | | | | | | | | | | | | | | | | | | | | | | | | | |
| VM2345A0 | MM VENTURI UPPER BODY | 1 | PZ | | | | | | | | | | | | | | | | | | | | | | | | | | | | | | | | | | | | | | | | | | | | | | | | | | | | | | | | | | | | | | | | | | | | | | | | | | | |
| VM2346A0 | MM VENTURI LOWER BODY | 1 | PZ | | | | | | | | | | | | | | | | | | | | | | | | | | | | | | | | | | | | | | | | | | | | | | | | | | | | | | | | | | | | | | | | | | | | | | | | | | | |
| VM2346A0 | MM VENTURI LOWER BODY | 1 | PZ | | | | | | | | | | | | | | | | | | | | | | | | | | | | | | | | | | | | | | | | | | | | | | | | | | | | | | | | | | | | | | | | | | | | | | | | | | | |
| VM2346A1 | S6 VENTURI LOWER HALF | 1 | PZ | | | | | | | | | | | | | | | | | | | | | | | | | | | | | | | | | | | | | | | | | | | | | | | | | | | | | | | | | | | | | | | | | | | | | | | | | | | |
| VM2347A0 | VENTURI MIND.MAPS COVER | 1 | PZ | | | | | | | | | | | | | | | | | | | | | | | | | | | | | | | | | | | | | | | | | | | | | | | | | | | | | | | | | | | | | | | | | | | | | | | | | | | |
| VM2347A0 | VENTURI MIND.MAPS COVER | 1 | PZ | | | | | | | | | | | | | | | | | | | | | | | | | | | | | | | | | | | | | | | | | | | | | | | | | | | | | | | | | | | | | | | | | | | | | | | | | | | |
| VM2348A0 | VENTURI PLATE SPACE | 1 | PZ | | | | | | | | | | | | | | | | | | | | | | | | | | | | | | | | | | | | | | | | | | | | | | | | | | | | | | | | | | | | | | | | | | | | | | | | | | | |
| VM2348A0 | VENTURI PLATE SPACE | 1 | PZ | | | | | | | | | | | | | | | | | | | | | | | | | | | | | | | | | | | | | | | | | | | | | | | | | | | | | | | | | | | | | | | | | | | | | | | | | | | |
| VM2349A0 | VENTURI LOWER BUSHING | 1 | PZ | | | | | | | | | | | | | | | | | | | | | | | | | | | | | | | | | | | | | | | | | | | | | | | | | | | | | | | | | | | | | | | | | | | | | | | | | | | |
| VM2349A0 | VENTURI LOWER BUSHING | 1 | PZ | | | | | | | | | | | | | | | | | | | | | | | | | | | | | | | | | | | | | | | | | | | | | | | | | | | | | | | | | | | | | | | | | | | | | | | | | | | |

| COMPONENT | | | SPARE PART | | | | | | | | | | | | | | | | | | | | | | | | | | | | | | | | | | | | | | | | | | | | | | | | | | | | | | | | | | | | | | | | | | | | | | | | | | | | | | | | | | | | | | | | | | | | | | | | | |
|-----------|--|---|------------|--------------------------------------|--|------|-------------|-----|-----|----------|-----------------|---|----|-----------|---------------------------|-------|----|----------|------------|---|----|----------|--|-------|---|----------|---------------------------------|---|----|----------|-----------------------|---|----|----------|--------------------------------|---|----|----------|-----------------------|---|----|----------|-----------------------|---|----|----------|-----------------------|---|----|----------|-----------------------|---|----|----------|-----------------------|---|----|----------|-------------------------|---|----|----------|-------------------------|---|----|----------|---------------------|---|----|----------|---------------------|---|----|----------|-----------------------|---|----|----------|-----------------------|---|----|----------|---------------------------------------|---|------|-------------|-----|-----|----------|-----------------|---|----|----------|------------|---|----|----------|-------------------------------------|---|----|
| Code | Description | Image | Code | Description | Components list | | | | | | | | | | | | | | | | | | | | | | | | | | | | | | | | | | | | | | | | | | | | | | | | | | | | | | | | | | | | | | | | | | | | | | | | | | | | | | | | | | | | | | | | | | | | | | | |
| RC1378A | HOSE CLAMP |  | KVM2377A | MM 220 V VENTURI ACTUATOR SYSTEM KIT | <table border="1"> <thead> <tr> <th>Code</th> <th>Description</th> <th>Qty</th> <th>UOM</th> </tr> </thead> <tbody> <tr> <td>GN1556A0</td> <td>MM VENTURI SEAL</td> <td>1</td> <td>PZ</td> </tr> <tr> <td>MOV0016A0</td> <td>HOOD RING GASKET GN1110A2</td> <td>0.100</td> <td>PZ</td> </tr> <tr> <td>RC1378A0</td> <td>HOSE CLAMP</td> <td>3</td> <td>PZ</td> </tr> <tr> <td>TB1520A0</td> <td>INT. Ø=38 TH=4 DRAIN BLACK RUBBER PIPE</td> <td>0.170</td> <td>M</td> </tr> <tr> <td>VE1135A0</td> <td>220 V 50/60 HZ VENTURI ACTUATOR</td> <td>1</td> <td>PZ</td> </tr> <tr> <td>VI1032A0</td> <td>SCREW M4X16 TCB+ INOX</td> <td>1</td> <td>PZ</td> </tr> <tr> <td>VI1220A1</td> <td>4,2X12 TCB SELF-TAPPIN G SCREW</td> <td>6</td> <td>PZ</td> </tr> <tr> <td>VM2345A0</td> <td>MM VENTURI UPPER BODY</td> <td>1</td> <td>PZ</td> </tr> <tr> <td>VM2345A0</td> <td>MM VENTURI UPPER BODY</td> <td>1</td> <td>PZ</td> </tr> <tr> <td>VM2346A0</td> <td>MM VENTURI LOWER BODY</td> <td>1</td> <td>PZ</td> </tr> <tr> <td>VM2346A0</td> <td>MM VENTURI LOWER BODY</td> <td>1</td> <td>PZ</td> </tr> <tr> <td>VM2346A1</td> <td>S6 VENTURI LOWER HALF</td> <td>1</td> <td>PZ</td> </tr> <tr> <td>VM2347A0</td> <td>VENTURI MIND.MAPS COVER</td> <td>1</td> <td>PZ</td> </tr> <tr> <td>VM2347A0</td> <td>VENTURI MIND.MAPS COVER</td> <td>1</td> <td>PZ</td> </tr> <tr> <td>VM2348A0</td> <td>VENTURI PLATE SPACE</td> <td>1</td> <td>PZ</td> </tr> <tr> <td>VM2348A0</td> <td>VENTURI PLATE SPACE</td> <td>1</td> <td>PZ</td> </tr> <tr> <td>VM2349A0</td> <td>VENTURI LOWER BUSHING</td> <td>1</td> <td>PZ</td> </tr> <tr> <td>VM2349A0</td> <td>VENTURI LOWER BUSHING</td> <td>1</td> <td>PZ</td> </tr> </tbody> </table> | Code | Description | Qty | UOM | GN1556A0 | MM VENTURI SEAL | 1 | PZ | MOV0016A0 | HOOD RING GASKET GN1110A2 | 0.100 | PZ | RC1378A0 | HOSE CLAMP | 3 | PZ | TB1520A0 | INT. Ø=38 TH=4 DRAIN BLACK RUBBER PIPE | 0.170 | M | VE1135A0 | 220 V 50/60 HZ VENTURI ACTUATOR | 1 | PZ | VI1032A0 | SCREW M4X16 TCB+ INOX | 1 | PZ | VI1220A1 | 4,2X12 TCB SELF-TAPPIN G SCREW | 6 | PZ | VM2345A0 | MM VENTURI UPPER BODY | 1 | PZ | VM2345A0 | MM VENTURI UPPER BODY | 1 | PZ | VM2346A0 | MM VENTURI LOWER BODY | 1 | PZ | VM2346A0 | MM VENTURI LOWER BODY | 1 | PZ | VM2346A1 | S6 VENTURI LOWER HALF | 1 | PZ | VM2347A0 | VENTURI MIND.MAPS COVER | 1 | PZ | VM2347A0 | VENTURI MIND.MAPS COVER | 1 | PZ | VM2348A0 | VENTURI PLATE SPACE | 1 | PZ | VM2348A0 | VENTURI PLATE SPACE | 1 | PZ | VM2349A0 | VENTURI LOWER BUSHING | 1 | PZ | VM2349A0 | VENTURI LOWER BUSHING | 1 | PZ | KVE1140A | S.5/5E JAPAN VERSION VENTURI COIL KIT | <table border="1"> <thead> <tr> <th>Code</th> <th>Description</th> <th>Qty</th> <th>UOM</th> </tr> </thead> <tbody> <tr> <td>GN1556A0</td> <td>MM VENTURI SEAL</td> <td>1</td> <td>PZ</td> </tr> <tr> <td>RC1378A0</td> <td>HOSE CLAMP</td> <td>2</td> <td>PZ</td> </tr> <tr> <td>SL1045A0</td> <td>S57 BLACK SILICONE - 80ML CARTRIDGE</td> <td>1</td> <td>PZ</td> </tr> </tbody> </table> | Code | Description | Qty | UOM | GN1556A0 | MM VENTURI SEAL | 1 | PZ | RC1378A0 | HOSE CLAMP | 2 | PZ | SL1045A0 | S57 BLACK SILICONE - 80ML CARTRIDGE | 1 | PZ |
| | | | Code | Description | Qty | UOM | | | | | | | | | | | | | | | | | | | | | | | | | | | | | | | | | | | | | | | | | | | | | | | | | | | | | | | | | | | | | | | | | | | | | | | | | | | | | | | | | | | | | | | | | | | | | | |
| GN1556A0 | MM VENTURI SEAL | 1 | PZ | | | | | | | | | | | | | | | | | | | | | | | | | | | | | | | | | | | | | | | | | | | | | | | | | | | | | | | | | | | | | | | | | | | | | | | | | | | | | | | | | | | | | | | | | | | | | | | | | |
| MOV0016A0 | HOOD RING GASKET GN1110A2 | 0.100 | PZ | | | | | | | | | | | | | | | | | | | | | | | | | | | | | | | | | | | | | | | | | | | | | | | | | | | | | | | | | | | | | | | | | | | | | | | | | | | | | | | | | | | | | | | | | | | | | | | | | |
| RC1378A0 | HOSE CLAMP | 3 | PZ | | | | | | | | | | | | | | | | | | | | | | | | | | | | | | | | | | | | | | | | | | | | | | | | | | | | | | | | | | | | | | | | | | | | | | | | | | | | | | | | | | | | | | | | | | | | | | | | | |
| TB1520A0 | INT. Ø=38 TH=4 DRAIN BLACK RUBBER PIPE | 0.170 | M | | | | | | | | | | | | | | | | | | | | | | | | | | | | | | | | | | | | | | | | | | | | | | | | | | | | | | | | | | | | | | | | | | | | | | | | | | | | | | | | | | | | | | | | | | | | | | | | | |
| VE1135A0 | 220 V 50/60 HZ VENTURI ACTUATOR | 1 | PZ | | | | | | | | | | | | | | | | | | | | | | | | | | | | | | | | | | | | | | | | | | | | | | | | | | | | | | | | | | | | | | | | | | | | | | | | | | | | | | | | | | | | | | | | | | | | | | | | | |
| VI1032A0 | SCREW M4X16 TCB+ INOX | 1 | PZ | | | | | | | | | | | | | | | | | | | | | | | | | | | | | | | | | | | | | | | | | | | | | | | | | | | | | | | | | | | | | | | | | | | | | | | | | | | | | | | | | | | | | | | | | | | | | | | | | |
| VI1220A1 | 4,2X12 TCB SELF-TAPPIN G SCREW | 6 | PZ | | | | | | | | | | | | | | | | | | | | | | | | | | | | | | | | | | | | | | | | | | | | | | | | | | | | | | | | | | | | | | | | | | | | | | | | | | | | | | | | | | | | | | | | | | | | | | | | | |
| VM2345A0 | MM VENTURI UPPER BODY | 1 | PZ | | | | | | | | | | | | | | | | | | | | | | | | | | | | | | | | | | | | | | | | | | | | | | | | | | | | | | | | | | | | | | | | | | | | | | | | | | | | | | | | | | | | | | | | | | | | | | | | | |
| VM2345A0 | MM VENTURI UPPER BODY | 1 | PZ | | | | | | | | | | | | | | | | | | | | | | | | | | | | | | | | | | | | | | | | | | | | | | | | | | | | | | | | | | | | | | | | | | | | | | | | | | | | | | | | | | | | | | | | | | | | | | | | | |
| VM2346A0 | MM VENTURI LOWER BODY | 1 | PZ | | | | | | | | | | | | | | | | | | | | | | | | | | | | | | | | | | | | | | | | | | | | | | | | | | | | | | | | | | | | | | | | | | | | | | | | | | | | | | | | | | | | | | | | | | | | | | | | | |
| VM2346A0 | MM VENTURI LOWER BODY | 1 | PZ | | | | | | | | | | | | | | | | | | | | | | | | | | | | | | | | | | | | | | | | | | | | | | | | | | | | | | | | | | | | | | | | | | | | | | | | | | | | | | | | | | | | | | | | | | | | | | | | | |
| VM2346A1 | S6 VENTURI LOWER HALF | 1 | PZ | | | | | | | | | | | | | | | | | | | | | | | | | | | | | | | | | | | | | | | | | | | | | | | | | | | | | | | | | | | | | | | | | | | | | | | | | | | | | | | | | | | | | | | | | | | | | | | | | |
| VM2347A0 | VENTURI MIND.MAPS COVER | 1 | PZ | | | | | | | | | | | | | | | | | | | | | | | | | | | | | | | | | | | | | | | | | | | | | | | | | | | | | | | | | | | | | | | | | | | | | | | | | | | | | | | | | | | | | | | | | | | | | | | | | |
| VM2347A0 | VENTURI MIND.MAPS COVER | 1 | PZ | | | | | | | | | | | | | | | | | | | | | | | | | | | | | | | | | | | | | | | | | | | | | | | | | | | | | | | | | | | | | | | | | | | | | | | | | | | | | | | | | | | | | | | | | | | | | | | | | |
| VM2348A0 | VENTURI PLATE SPACE | 1 | PZ | | | | | | | | | | | | | | | | | | | | | | | | | | | | | | | | | | | | | | | | | | | | | | | | | | | | | | | | | | | | | | | | | | | | | | | | | | | | | | | | | | | | | | | | | | | | | | | | | |
| VM2348A0 | VENTURI PLATE SPACE | 1 | PZ | | | | | | | | | | | | | | | | | | | | | | | | | | | | | | | | | | | | | | | | | | | | | | | | | | | | | | | | | | | | | | | | | | | | | | | | | | | | | | | | | | | | | | | | | | | | | | | | | |
| VM2349A0 | VENTURI LOWER BUSHING | 1 | PZ | | | | | | | | | | | | | | | | | | | | | | | | | | | | | | | | | | | | | | | | | | | | | | | | | | | | | | | | | | | | | | | | | | | | | | | | | | | | | | | | | | | | | | | | | | | | | | | | | |
| VM2349A0 | VENTURI LOWER BUSHING | 1 | PZ | | | | | | | | | | | | | | | | | | | | | | | | | | | | | | | | | | | | | | | | | | | | | | | | | | | | | | | | | | | | | | | | | | | | | | | | | | | | | | | | | | | | | | | | | | | | | | | | | |
| Code | Description | Qty | UOM | | | | | | | | | | | | | | | | | | | | | | | | | | | | | | | | | | | | | | | | | | | | | | | | | | | | | | | | | | | | | | | | | | | | | | | | | | | | | | | | | | | | | | | | | | | | | | | | | |
| GN1556A0 | MM VENTURI SEAL | 1 | PZ | | | | | | | | | | | | | | | | | | | | | | | | | | | | | | | | | | | | | | | | | | | | | | | | | | | | | | | | | | | | | | | | | | | | | | | | | | | | | | | | | | | | | | | | | | | | | | | | | |
| RC1378A0 | HOSE CLAMP | 2 | PZ | | | | | | | | | | | | | | | | | | | | | | | | | | | | | | | | | | | | | | | | | | | | | | | | | | | | | | | | | | | | | | | | | | | | | | | | | | | | | | | | | | | | | | | | | | | | | | | | | |
| SL1045A0 | S57 BLACK SILICONE - 80ML CARTRIDGE | 1 | PZ | | | | | | | | | | | | | | | | | | | | | | | | | | | | | | | | | | | | | | | | | | | | | | | | | | | | | | | | | | | | | | | | | | | | | | | | | | | | | | | | | | | | | | | | | | | | | | | | | |



| COMPONENT | | | SPARE PART | | | | | | | | | | | | | | | | | | | | | | | | | | | | | | | | | | | | | | | | | | | | | | | | | | |
|-----------|---|---|------------|---|---|------|-------------|--------------------|-----|----------|---|------------|---|----------|--|---|-------|----------|--------------------------|-------------------------------------|----|----------|--------------------------------------|--------------------------|----|----------|--|--|----|----------|---------------------------------------|---------------------------------------|----|----------|---------------------------------------|---|----|----------|----------------------------------|---|----|----------|----------------------------------|---|----|----------|-----------------------------|---|----|----------|------------------------|---|----|
| Code | Description | Image | Code | Description | Components list | | | | | | | | | | | | | | | | | | | | | | | | | | | | | | | | | | | | | | | | | | | | | | | | |
| RC1378A | HOSE CLAMP |  | KVE1140A | S.5/5E JAPAN VERSION VENTURI COIL KIT | <table border="1"> <thead> <tr> <th>Code</th> <th>Description</th> <th>Qty</th> <th>UOM</th> </tr> </thead> <tbody> <tr> <td>TB1520A0</td> <td>INT. Ø=38 TH=4 DRAIN BLACK RUBBER PIPE</td> <td>0.050</td> <td>M</td> </tr> <tr> <td>VE1140A0</td> <td>VENTURI ACTUATOR 200V 60 HZ SERIE 2</td> <td>1</td> <td>PZ</td> </tr> <tr> <td>VI1032A0</td> <td>SCREW M4X16 TCB+ INOX</td> <td>1</td> <td>PZ</td> </tr> <tr> <td>VI1220A1</td> <td>4.2X12 TCB SELF-TAPPIN G SCREW</td> <td>1</td> <td>PZ</td> </tr> <tr> <td>VI1511A0</td> <td>STAINLESS STEEL WASHER 4.2X12X1</td> <td>2</td> <td>PZ</td> </tr> <tr> <td>VI1850A0</td> <td>M4X6 NICKEL PLATED FIXING SCORE</td> <td>2</td> <td>PZ</td> </tr> <tr> <td>VI1865A0</td> <td>5X10 TCB+ SELF-THREADI NG SCREW</td> <td>3</td> <td>PZ</td> </tr> <tr> <td>VM1565B0</td> <td>VENTURI LOWER COIL SUPPORT</td> <td>1</td> <td>PZ</td> </tr> <tr> <td>VM1566A0</td> <td>VENTURI UPPER COIL SUPPORT</td> <td>1</td> <td>PZ</td> </tr> <tr> <td>VM1567A0</td> <td>VENTURI LOWER BUSHING</td> <td>1</td> <td>PZ</td> </tr> <tr> <td>VM1568A0</td> <td>VENTURI PLATE SPACE</td> <td>1</td> <td>PZ</td> </tr> </tbody> </table> | Code | Description | Qty | UOM | TB1520A0 | INT. Ø=38 TH=4 DRAIN BLACK RUBBER PIPE | 0.050 | M | VE1140A0 | VENTURI ACTUATOR 200V 60 HZ SERIE 2 | 1 | PZ | VI1032A0 | SCREW M4X16 TCB+ INOX | 1 | PZ | VI1220A1 | 4.2X12 TCB SELF-TAPPIN G SCREW | 1 | PZ | VI1511A0 | STAINLESS STEEL WASHER 4.2X12X1 | 2 | PZ | VI1850A0 | M4X6 NICKEL PLATED FIXING SCORE | 2 | PZ | VI1865A0 | 5X10 TCB+ SELF-THREADI NG SCREW | 3 | PZ | VM1565B0 | VENTURI LOWER COIL SUPPORT | 1 | PZ | VM1566A0 | VENTURI UPPER COIL SUPPORT | 1 | PZ | VM1567A0 | VENTURI LOWER BUSHING | 1 | PZ | VM1568A0 | VENTURI PLATE SPACE | 1 | PZ |
| | | | Code | Description | Qty | UOM | | | | | | | | | | | | | | | | | | | | | | | | | | | | | | | | | | | | | | | | | | | | | | | |
| TB1520A0 | INT. Ø=38 TH=4 DRAIN BLACK RUBBER PIPE | 0.050 | M | | | | | | | | | | | | | | | | | | | | | | | | | | | | | | | | | | | | | | | | | | | | | | | | | | |
| VE1140A0 | VENTURI ACTUATOR 200V 60 HZ SERIE 2 | 1 | PZ | | | | | | | | | | | | | | | | | | | | | | | | | | | | | | | | | | | | | | | | | | | | | | | | | | |
| VI1032A0 | SCREW M4X16 TCB+ INOX | 1 | PZ | | | | | | | | | | | | | | | | | | | | | | | | | | | | | | | | | | | | | | | | | | | | | | | | | | |
| VI1220A1 | 4.2X12 TCB SELF-TAPPIN G SCREW | 1 | PZ | | | | | | | | | | | | | | | | | | | | | | | | | | | | | | | | | | | | | | | | | | | | | | | | | | |
| VI1511A0 | STAINLESS STEEL WASHER 4.2X12X1 | 2 | PZ | | | | | | | | | | | | | | | | | | | | | | | | | | | | | | | | | | | | | | | | | | | | | | | | | | |
| VI1850A0 | M4X6 NICKEL PLATED FIXING SCORE | 2 | PZ | | | | | | | | | | | | | | | | | | | | | | | | | | | | | | | | | | | | | | | | | | | | | | | | | | |
| VI1865A0 | 5X10 TCB+ SELF-THREADI NG SCREW | 3 | PZ | | | | | | | | | | | | | | | | | | | | | | | | | | | | | | | | | | | | | | | | | | | | | | | | | | |
| VM1565B0 | VENTURI LOWER COIL SUPPORT | 1 | PZ | | | | | | | | | | | | | | | | | | | | | | | | | | | | | | | | | | | | | | | | | | | | | | | | | | |
| VM1566A0 | VENTURI UPPER COIL SUPPORT | 1 | PZ | | | | | | | | | | | | | | | | | | | | | | | | | | | | | | | | | | | | | | | | | | | | | | | | | | |
| VM1567A0 | VENTURI LOWER BUSHING | 1 | PZ | | | | | | | | | | | | | | | | | | | | | | | | | | | | | | | | | | | | | | | | | | | | | | | | | | |
| VM1568A0 | VENTURI PLATE SPACE | 1 | PZ | | | | | | | | | | | | | | | | | | | | | | | | | | | | | | | | | | | | | | | | | | | | | | | | | | |
| KVE1014A | US VERSION SERIES 5 VENTURI COIL KIT | <table border="1"> <thead> <tr> <th>Code</th> <th>Description</th> <th>Qty</th> <th>UOM</th> </tr> </thead> <tbody> <tr> <td>GN1556A0</td> <td>MM VENTURI SEAL</td> <td>1</td> <td>PZ</td> </tr> <tr> <td>RC1378A0</td> <td>HOSE CLAMP</td> <td>2</td> <td>PZ</td> </tr> <tr> <td>TB1520A0</td> <td>INT. Ø=38 TH=4 DRAIN BLACK RUBBER PIPE</td> <td>0.050</td> <td>M</td> </tr> <tr> <td>VE1014A0</td> <td>VENTURI ACTUATOR - US VERSION</td> <td>1</td> <td>PZ</td> </tr> <tr> <td>VI1032A0</td> <td>SCREW M4X16 TCB+ INOX</td> <td>1</td> <td>PZ</td> </tr> <tr> <td>VI1511A0</td> <td>STAINLESS STEEL WASHER 4.2X12X1</td> <td>2</td> <td>PZ</td> </tr> <tr> <td>VI1850A0</td> <td>M4X6 NICKEL PLATED FIXING SCORE</td> <td>2</td> <td>PZ</td> </tr> </tbody> </table> | Code | Description | Qty | UOM | GN1556A0 | MM VENTURI SEAL | 1 | PZ | RC1378A0 | HOSE CLAMP | 2 | PZ | TB1520A0 | INT. Ø=38 TH=4 DRAIN BLACK RUBBER PIPE | 0.050 | M | VE1014A0 | VENTURI ACTUATOR - US VERSION | 1 | PZ | VI1032A0 | SCREW M4X16 TCB+ INOX | 1 | PZ | VI1511A0 | STAINLESS STEEL WASHER 4.2X12X1 | 2 | PZ | VI1850A0 | M4X6 NICKEL PLATED FIXING SCORE | 2 | PZ | | | | | | | | | | | | | | | | | | | |
| Code | Description | Qty | UOM | | | | | | | | | | | | | | | | | | | | | | | | | | | | | | | | | | | | | | | | | | | | | | | | | | |
| GN1556A0 | MM VENTURI SEAL | 1 | PZ | | | | | | | | | | | | | | | | | | | | | | | | | | | | | | | | | | | | | | | | | | | | | | | | | | |
| RC1378A0 | HOSE CLAMP | 2 | PZ | | | | | | | | | | | | | | | | | | | | | | | | | | | | | | | | | | | | | | | | | | | | | | | | | | |
| TB1520A0 | INT. Ø=38 TH=4 DRAIN BLACK RUBBER PIPE | 0.050 | M | | | | | | | | | | | | | | | | | | | | | | | | | | | | | | | | | | | | | | | | | | | | | | | | | | |
| VE1014A0 | VENTURI ACTUATOR - US VERSION | 1 | PZ | | | | | | | | | | | | | | | | | | | | | | | | | | | | | | | | | | | | | | | | | | | | | | | | | | |
| VI1032A0 | SCREW M4X16 TCB+ INOX | 1 | PZ | | | | | | | | | | | | | | | | | | | | | | | | | | | | | | | | | | | | | | | | | | | | | | | | | | |
| VI1511A0 | STAINLESS STEEL WASHER 4.2X12X1 | 2 | PZ | | | | | | | | | | | | | | | | | | | | | | | | | | | | | | | | | | | | | | | | | | | | | | | | | | |
| VI1850A0 | M4X6 NICKEL PLATED FIXING SCORE | 2 | PZ | | | | | | | | | | | | | | | | | | | | | | | | | | | | | | | | | | | | | | | | | | | | | | | | | | |


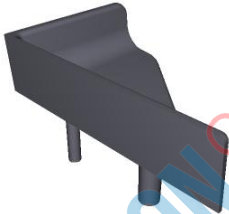



| COMPONENT | | | SPARE PART | | | | | | | | | | | | | | | | | | | | | | | | | | | | | | |
|-----------|---|---|------------|--|---|------|-------------|-----|-----|----------|---|----|----|----------|--|-------|----|----------|--|-------|----|----------|----------------------------------|---|----|----------|-----------------------------|---|----|----------|------------------------|---|----|
| Code | Description | Image | Code | Description | Components list | | | | | | | | | | | | | | | | | | | | | | | | | | | | |
| RC1378A | HOSE CLAMP |  | KVE1014A | US VERSION SERIES 5 VENTURI COIL KIT | <table border="1"> <thead> <tr> <th>Code</th> <th>Description</th> <th>Qty</th> <th>UOM</th> </tr> </thead> <tbody> <tr> <td>VI1865A0</td> <td>5X10 TCB+ SELF-THREADI NG SCREW</td> <td>3</td> <td>PZ</td> </tr> <tr> <td>VM1224A0</td> <td>65MY 220MM 2 COLOURS SHRINK TUBE</td> <td>0.300</td> <td>M</td> </tr> <tr> <td>VM1565B0</td> <td>VENTURI LOWER COIL SUPPORT</td> <td>1</td> <td>PZ</td> </tr> <tr> <td>VM1566A0</td> <td>VENTURI UPPER COIL SUPPORT</td> <td>1</td> <td>PZ</td> </tr> <tr> <td>VM1567A0</td> <td>VENTURI LOWER BUSHING</td> <td>1</td> <td>PZ</td> </tr> <tr> <td>VM1568A0</td> <td>VENTURI PLATE SPACE</td> <td>1</td> <td>PZ</td> </tr> </tbody> </table> | Code | Description | Qty | UOM | VI1865A0 | 5X10 TCB+ SELF-THREADI NG SCREW | 3 | PZ | VM1224A0 | 65MY 220MM 2 COLOURS SHRINK TUBE | 0.300 | M | VM1565B0 | VENTURI LOWER COIL SUPPORT | 1 | PZ | VM1566A0 | VENTURI UPPER COIL SUPPORT | 1 | PZ | VM1567A0 | VENTURI LOWER BUSHING | 1 | PZ | VM1568A0 | VENTURI PLATE SPACE | 1 | PZ |
| | | | Code | Description | Qty | UOM | | | | | | | | | | | | | | | | | | | | | | | | | | | |
| VI1865A0 | 5X10 TCB+ SELF-THREADI NG SCREW | 3 | PZ | | | | | | | | | | | | | | | | | | | | | | | | | | | | | | |
| VM1224A0 | 65MY 220MM 2 COLOURS SHRINK TUBE | 0.300 | M | | | | | | | | | | | | | | | | | | | | | | | | | | | | | | |
| VM1565B0 | VENTURI LOWER COIL SUPPORT | 1 | PZ | | | | | | | | | | | | | | | | | | | | | | | | | | | | | | |
| VM1566A0 | VENTURI UPPER COIL SUPPORT | 1 | PZ | | | | | | | | | | | | | | | | | | | | | | | | | | | | | | |
| VM1567A0 | VENTURI LOWER BUSHING | 1 | PZ | | | | | | | | | | | | | | | | | | | | | | | | | | | | | | |
| VM1568A0 | VENTURI PLATE SPACE | 1 | PZ | | | | | | | | | | | | | | | | | | | | | | | | | | | | | | |
| KRC1378A | HOSE CLAMP 10 | | | | | | | | | | | | | | | | | | | | | | | | | | | | | | | | |
| VL1026A | BEND FOR DRAIN PIPE |  | KVL1026A | PCS KIT DRAIN PIPE BEND KI | <table border="1"> <thead> <tr> <th>Code</th> <th>Description</th> <th>Qty</th> <th>UOM</th> </tr> </thead> <tbody> <tr> <td>GN1400A0</td> <td>U-TRAP SEAL</td> <td>1</td> <td>PZ</td> </tr> <tr> <td>VL1026A0</td> <td>BEND FOR DRAIN PIPE</td> <td>1</td> <td>PZ</td> </tr> <tr> <td>VM1224A0</td> <td>65MY 220MM 2 COLOURS SHRINK TUBE</td> <td>0.300</td> <td>M</td> </tr> <tr> <td>VM2039A0</td> <td>DRAIN BEND FIXING RING</td> <td>1</td> <td>PZ</td> </tr> </tbody> </table> | Code | Description | Qty | UOM | GN1400A0 | U-TRAP SEAL | 1 | PZ | VL1026A0 | BEND FOR DRAIN PIPE | 1 | PZ | VM1224A0 | 65MY 220MM 2 COLOURS SHRINK TUBE | 0.300 | M | VM2039A0 | DRAIN BEND FIXING RING | 1 | PZ | | | | | | | | |
| | | | Code | Description | Qty | UOM | | | | | | | | | | | | | | | | | | | | | | | | | | | |
| GN1400A0 | U-TRAP SEAL | 1 | PZ | | | | | | | | | | | | | | | | | | | | | | | | | | | | | | |
| VL1026A0 | BEND FOR DRAIN PIPE | 1 | PZ | | | | | | | | | | | | | | | | | | | | | | | | | | | | | | |
| VM1224A0 | 65MY 220MM 2 COLOURS SHRINK TUBE | 0.300 | M | | | | | | | | | | | | | | | | | | | | | | | | | | | | | | |
| VM2039A0 | DRAIN BEND FIXING RING | 1 | PZ | | | | | | | | | | | | | | | | | | | | | | | | | | | | | | |
| VM2036A | DRAIN WATER PIPE SUPPORT | | | | | | | | | | | | | | | | | | | | | | | | | | | | | | | | |
| VM2036A | DRAIN WATER PIPE SUPPORT |  | KVM2036A | DRAIN WATER PIPE SUPPORT KIT | <table border="1"> <thead> <tr> <th>Code</th> <th>Description</th> <th>Qty</th> <th>UOM</th> </tr> </thead> <tbody> <tr> <td>VI1220A1</td> <td>4,2X12 TCB SELF-TAPPIN G SCREW</td> <td>2</td> <td>PZ</td> </tr> <tr> <td>VM1224A0</td> <td>65MY 220MM 2 COLOURS SHRINK TUBE</td> <td>0.200</td> <td>M</td> </tr> <tr> <td>VM2036A0</td> <td>DRAIN WATER PIPE SUPPOR</td> <td>2</td> <td>PZ</td> </tr> </tbody> </table> | Code | Description | Qty | UOM | VI1220A1 | 4,2X12 TCB SELF-TAPPIN G SCREW | 2 | PZ | VM1224A0 | 65MY 220MM 2 COLOURS SHRINK TUBE | 0.200 | M | VM2036A0 | DRAIN WATER PIPE SUPPOR | 2 | PZ | | | | | | | | | | | | |
| | | | Code | Description | Qty | UOM | | | | | | | | | | | | | | | | | | | | | | | | | | | |
| VI1220A1 | 4,2X12 TCB SELF-TAPPIN G SCREW | 2 | PZ | | | | | | | | | | | | | | | | | | | | | | | | | | | | | | |
| VM1224A0 | 65MY 220MM 2 COLOURS SHRINK TUBE | 0.200 | M | | | | | | | | | | | | | | | | | | | | | | | | | | | | | | |
| VM2036A0 | DRAIN WATER PIPE SUPPOR | 2 | PZ | | | | | | | | | | | | | | | | | | | | | | | | | | | | | | |
| RC1055A | Ø25-40 H12 STAINLESS STEEL PIPE CLIP |  | KRC1055A | Ø25-40 PIPE CLAMP 10PCS KIT | <table border="1"> <thead> <tr> <th>Code</th> <th>Description</th> <th>Qty</th> <th>UOM</th> </tr> </thead> <tbody> <tr> <td>RC1055A0</td> <td>Ø25-40 H12 STAINLESS STEEL PIPE CLIP</td> <td>10</td> <td>PZ</td> </tr> <tr> <td>VM1224A0</td> <td>65MY 220MM 2 COLOURS SHRINK TUBE</td> <td>0.250</td> <td>M</td> </tr> </tbody> </table> | Code | Description | Qty | UOM | RC1055A0 | Ø25-40 H12 STAINLESS STEEL PIPE CLIP | 10 | PZ | VM1224A0 | 65MY 220MM 2 COLOURS SHRINK TUBE | 0.250 | M | | | | | | | | | | | | | | | | |
| Code | Description | Qty | UOM | | | | | | | | | | | | | | | | | | | | | | | | | | | | | | |
| RC1055A0 | Ø25-40 H12 STAINLESS STEEL PIPE CLIP | 10 | PZ | | | | | | | | | | | | | | | | | | | | | | | | | | | | | | |
| VM1224A0 | 65MY 220MM 2 COLOURS SHRINK TUBE | 0.250 | M | | | | | | | | | | | | | | | | | | | | | | | | | | | | | | |

| COMPONENT | | | SPARE PART | | | | | | | | | | | | | | | | | | |
|-----------|---|---|----------------|--------------------------------------|--|------|-------------|-----|-----|----------|--------------------------------------|-------|----|----------|--|---|---|----------|-----------------------|-------|---|
| Code | Description | Image | Code | Description | Components list | | | | | | | | | | | | | | | | |
| RC1046A | D10-16 H9 ST STEEL HOSE CLAMP |  | KTB2237A | 1,5M D10 TB2243A CONNECTION PIPE KIT | <table border="1"> <thead> <tr> <th>Code</th> <th>Description</th> <th>Qty</th> <th>UOM</th> </tr> </thead> <tbody> <tr> <td>TB2243A0</td> <td>D10 PE TRANSPARENT PIPE</td> <td>1.500</td> <td>M</td> </tr> </tbody> </table> | Code | Description | Qty | UOM | TB2243A0 | D10 PE TRANSPARENT PIPE | 1.500 | M | | | | | | | | |
| Code | Description | Qty | UOM | | | | | | | | | | | | | | | | | | |
| TB2243A0 | D10 PE TRANSPARENT PIPE | 1.500 | M | | | | | | | | | | | | | | | | | | |
| 0H6567A | P-TRAP HOLDING BRACKET |  | 0H6567A0 | P-TRAP HOLDING BRACKET | | | | | | | | | | | | | | | | | |
| 0H1045A | BRACKET TO FIX INTERNAL WATER PIPE Ø16 |  | OUTOFPRODUCTIO | ITEM OUT OF PRODUCTION | | | | | | | | | | | | | | | | | |
| 0H2166A | TROLLEY DRAIN PIPE HOLDER |  | 0H2166A0 | TROLLEY DRAIN PIPE HOLDER | | | | | | | | | | | | | | | | | |
| TB3135A | TB1520A-BENDED EPDM BLACK PIPE 90 L64MM |  | KTB1000A | EPDM BLACK TUBE TB1520A 2MT KIT | <table border="1"> <thead> <tr> <th>Code</th> <th>Description</th> <th>Qty</th> <th>UOM</th> </tr> </thead> <tbody> <tr> <td>RC1055A0</td> <td>Ø25-40 H12 STAINLESS STEEL PIPE CLIP</td> <td>2</td> <td>PZ</td> </tr> <tr> <td>TB1520A0</td> <td>INT. Ø=38 TH=4 DRAIN BLACK RUBBER PIPE</td> <td>2</td> <td>M</td> </tr> <tr> <td>VM1059A1</td> <td>HEAT SHRINK FILM H800</td> <td>1.500</td> <td>M</td> </tr> </tbody> </table> | Code | Description | Qty | UOM | RC1055A0 | Ø25-40 H12 STAINLESS STEEL PIPE CLIP | 2 | PZ | TB1520A0 | INT. Ø=38 TH=4 DRAIN BLACK RUBBER PIPE | 2 | M | VM1059A1 | HEAT SHRINK FILM H800 | 1.500 | M |
| Code | Description | Qty | UOM | | | | | | | | | | | | | | | | | | |
| RC1055A0 | Ø25-40 H12 STAINLESS STEEL PIPE CLIP | 2 | PZ | | | | | | | | | | | | | | | | | | |
| TB1520A0 | INT. Ø=38 TH=4 DRAIN BLACK RUBBER PIPE | 2 | M | | | | | | | | | | | | | | | | | | |
| VM1059A1 | HEAT SHRINK FILM H800 | 1.500 | M | | | | | | | | | | | | | | | | | | |

| COMPONENT | | | SPARE PART | | | | | | | | | | | | | | | | | | | | | | | | | | | | | | |
|-----------|--------------------------------------|---|------------|---|--|------|-------------|-----|-----|----------|-------------|---|----|----------|------------------------|---|----|----------|-------------------------------------|---|----|----------|-------------------------|---|----|----------|--------------------------------------|---|----|----------|--|---|----|
| Code | Description | Image | Code | Description | Components list | | | | | | | | | | | | | | | | | | | | | | | | | | | | |
| TB2159A | XEVL-2011 TROLLEY DRAIN PIPE |  | TB2159A0 | XEVL-2011 TROLLEY DRAIN PIPE | | | | | | | | | | | | | | | | | | | | | | | | | | | | | |
| TB2660A | |  | TB2660A0 | | | | | | | | | | | | | | | | | | | | | | | | | | | | | | |
| TB2661A | XEVL-20XX S-SHAPED DRAIN EXTENSION |  | TB2661A0 | XEVL-20XX S-SHAPED DRAIN EXTENSION | | | | | | | | | | | | | | | | | | | | | | | | | | | | | |
| TB2662A | |  | KTB2662A | 8X15 B-W TEXTILE BRAID EPDM PIPE 3M KIT | | | | | | | | | | | | | | | | | | | | | | | | | | | | | |
| VL1192A | P-TRAP WITH D8 BARBED CONNECTOR |  | KVL1192A | BIG-L HOSE FITTING U-TRAP KIT | <table border="1"> <thead> <tr> <th>Code</th> <th>Description</th> <th>Qty</th> <th>UOM</th> </tr> </thead> <tbody> <tr> <td>GN1400A0</td> <td>U-TRAP SEAL</td> <td>1</td> <td>PZ</td> </tr> <tr> <td>GN1508A0</td> <td>O-RING GASKET COD 2400</td> <td>1</td> <td>PZ</td> </tr> <tr> <td>SL1170A1</td> <td>S57 BLACK SILICON - 310ML CARTRIDGE</td> <td>5</td> <td>ML</td> </tr> <tr> <td>VI1075A0</td> <td>NUT M4 H=4 UNI5587 INOX</td> <td>4</td> <td>PZ</td> </tr> <tr> <td>VI1895A0</td> <td>BLIND NUT M4 STAINLESS STEEL DIN 917</td> <td>4</td> <td>PZ</td> </tr> <tr> <td>VI1933A0</td> <td></td> <td>1</td> <td>PZ</td> </tr> </tbody> </table> | Code | Description | Qty | UOM | GN1400A0 | U-TRAP SEAL | 1 | PZ | GN1508A0 | O-RING GASKET COD 2400 | 1 | PZ | SL1170A1 | S57 BLACK SILICON - 310ML CARTRIDGE | 5 | ML | VI1075A0 | NUT M4 H=4 UNI5587 INOX | 4 | PZ | VI1895A0 | BLIND NUT M4 STAINLESS STEEL DIN 917 | 4 | PZ | VI1933A0 | | 1 | PZ |
| Code | Description | Qty | UOM | | | | | | | | | | | | | | | | | | | | | | | | | | | | | | |
| GN1400A0 | U-TRAP SEAL | 1 | PZ | | | | | | | | | | | | | | | | | | | | | | | | | | | | | | |
| GN1508A0 | O-RING GASKET COD 2400 | 1 | PZ | | | | | | | | | | | | | | | | | | | | | | | | | | | | | | |
| SL1170A1 | S57 BLACK SILICON - 310ML CARTRIDGE | 5 | ML | | | | | | | | | | | | | | | | | | | | | | | | | | | | | | |
| VI1075A0 | NUT M4 H=4 UNI5587 INOX | 4 | PZ | | | | | | | | | | | | | | | | | | | | | | | | | | | | | | |
| VI1895A0 | BLIND NUT M4 STAINLESS STEEL DIN 917 | 4 | PZ | | | | | | | | | | | | | | | | | | | | | | | | | | | | | | |
| VI1933A0 | | 1 | PZ | | | | | | | | | | | | | | | | | | | | | | | | | | | | | | |






| COMPONENT | | | SPARE PART | | | | | | | | | | | | | | | | | | | | | | | | | | | | | | |
|-----------|---|---|------------|-------------------------------|--|------|-------------|-----|-----|----------|-----------------------------|---|----|----------|-------------------------------|---|----|-----------|---------------------------|-------|----|----------|-------------------------------------|---|----|----------|--------------------------------|---|----|----------|---|---|----|
| Code | Description | Image | Code | Description | Components list | | | | | | | | | | | | | | | | | | | | | | | | | | | | |
| VL1192A | P-TRAP WITH D8 BARBED CONNECTOR |  | KVL1192A | BIG-L HOSE FITTING U-TRAP KIT | <table border="1"> <thead> <tr> <th>Code</th> <th>Description</th> <th>Qty</th> <th>UOM</th> </tr> </thead> <tbody> <tr> <td>VI1945A0</td> <td>ENG-VITE M4X20 TCB+ INOX</td> <td>4</td> <td>PZ</td> </tr> <tr> <td>VL1005A1</td> <td>U-TRAP TANK COVER</td> <td>1</td> <td>PZ</td> </tr> <tr> <td>VL1006A0</td> <td>SYPHON</td> <td>1</td> <td>PZ</td> </tr> <tr> <td>VL1026A0</td> <td>BEND FOR DRAIN PIPE</td> <td>1</td> <td>PZ</td> </tr> <tr> <td>VM1402A0</td> <td></td> <td>1</td> <td>PZ</td> </tr> <tr> <td>VM1446A0</td> <td>U-TRAP TANK AND BARBED VL1004-V0140 5 ASS</td> <td>1</td> <td>PZ</td> </tr> </tbody> </table> | Code | Description | Qty | UOM | VI1945A0 | ENG-VITE M4X20 TCB+ INOX | 4 | PZ | VL1005A1 | U-TRAP TANK COVER | 1 | PZ | VL1006A0 | SYPHON | 1 | PZ | VL1026A0 | BEND FOR DRAIN PIPE | 1 | PZ | VM1402A0 | | 1 | PZ | VM1446A0 | U-TRAP TANK AND BARBED VL1004-V0140 5 ASS | 1 | PZ |
| Code | Description | Qty | UOM | | | | | | | | | | | | | | | | | | | | | | | | | | | | | | |
| VI1945A0 | ENG-VITE M4X20 TCB+ INOX | 4 | PZ | | | | | | | | | | | | | | | | | | | | | | | | | | | | | | |
| VL1005A1 | U-TRAP TANK COVER | 1 | PZ | | | | | | | | | | | | | | | | | | | | | | | | | | | | | | |
| VL1006A0 | SYPHON | 1 | PZ | | | | | | | | | | | | | | | | | | | | | | | | | | | | | | |
| VL1026A0 | BEND FOR DRAIN PIPE | 1 | PZ | | | | | | | | | | | | | | | | | | | | | | | | | | | | | | |
| VM1402A0 | | 1 | PZ | | | | | | | | | | | | | | | | | | | | | | | | | | | | | | |
| VM1446A0 | U-TRAP TANK AND BARBED VL1004-V0140 5 ASS | 1 | PZ | | | | | | | | | | | | | | | | | | | | | | | | | | | | | | |
| 0H2174A | XEVL-20XX P-TRAP HOLDER |  | 0H2174A0 | XEVL-20XX P-TRAP HOLDER | | | | | | | | | | | | | | | | | | | | | | | | | | | | | |
| TR1136A | 330°C 1 POLE SAFETY THERMOSTAT |  | KTR1136A | 330°C SAFETY THERMOSTAT KIT | <table border="1"> <thead> <tr> <th>Code</th> <th>Description</th> <th>Qty</th> <th>UOM</th> </tr> </thead> <tbody> <tr> <td>0H7030A0</td> <td>THERMOSTAT BULB INLET COVER</td> <td>1</td> <td>PZ</td> </tr> <tr> <td>GN1531A0</td> <td>THERMOSTAT BULB INLET SEALING</td> <td>1</td> <td>PZ</td> </tr> <tr> <td>MOV0011A0</td> <td>HOOD RING GASKET GN1110A2</td> <td>0.100</td> <td>PZ</td> </tr> <tr> <td>SL1045A0</td> <td>S57 BLACK SILICONE - 80ML CARTRIDGE</td> <td>1</td> <td>PZ</td> </tr> <tr> <td>TR1136A0</td> <td>330°C 1 POLE SAFETY THERMOSTAT</td> <td>1</td> <td>PZ</td> </tr> <tr> <td>VI1220A1</td> <td>4,2X12 TCB SELF-TAPPIN G SCREW</td> <td>3</td> <td>PZ</td> </tr> </tbody> </table> | Code | Description | Qty | UOM | 0H7030A0 | THERMOSTAT BULB INLET COVER | 1 | PZ | GN1531A0 | THERMOSTAT BULB INLET SEALING | 1 | PZ | MOV0011A0 | HOOD RING GASKET GN1110A2 | 0.100 | PZ | SL1045A0 | S57 BLACK SILICONE - 80ML CARTRIDGE | 1 | PZ | TR1136A0 | 330°C 1 POLE SAFETY THERMOSTAT | 1 | PZ | VI1220A1 | 4,2X12 TCB SELF-TAPPIN G SCREW | 3 | PZ |
| Code | Description | Qty | UOM | | | | | | | | | | | | | | | | | | | | | | | | | | | | | | |
| 0H7030A0 | THERMOSTAT BULB INLET COVER | 1 | PZ | | | | | | | | | | | | | | | | | | | | | | | | | | | | | | |
| GN1531A0 | THERMOSTAT BULB INLET SEALING | 1 | PZ | | | | | | | | | | | | | | | | | | | | | | | | | | | | | | |
| MOV0011A0 | HOOD RING GASKET GN1110A2 | 0.100 | PZ | | | | | | | | | | | | | | | | | | | | | | | | | | | | | | |
| SL1045A0 | S57 BLACK SILICONE - 80ML CARTRIDGE | 1 | PZ | | | | | | | | | | | | | | | | | | | | | | | | | | | | | | |
| TR1136A0 | 330°C 1 POLE SAFETY THERMOSTAT | 1 | PZ | | | | | | | | | | | | | | | | | | | | | | | | | | | | | | |
| VI1220A1 | 4,2X12 TCB SELF-TAPPIN G SCREW | 3 | PZ | | | | | | | | | | | | | | | | | | | | | | | | | | | | | | |
| 0D2488B | XEVL-2011 FRONT COVER |  | 0D2488B1 | XEVL-2011 FRONT COVER | | | | | | | | | | | | | | | | | | | | | | | | | | | | | |










| COMPONENT | | | SPARE PART | | | | | | | | | | | | | | | | | | | | | | |
|-----------|----------------------------------|---|------------|----------------------------|---|------|-------------|-----|-----|----------|---------------------------------|---|----|----------|----------------------------------|-------|---|----------|--|---|----|----------|----------------------|---|----|
| Code | Description | Image | Code | Description | Components list | | | | | | | | | | | | | | | | | | | | |
| VM2612A | BIG S. HINGE PIN |  | VM2612A0 | BIG S. HINGE PIN | | | | | | | | | | | | | | | | | | | | | |
| VM2568A | BIG LEFT FRAME COVER |  | VM2568A0 | BIG LEFT FRAME COVER | | | | | | | | | | | | | | | | | | | | | |
| VM2569A | BIG RIGHT FRAME COVER |  | VM2569A0 | BIG RIGHT FRAME COVER | | | | | | | | | | | | | | | | | | | | | |
| VM2559A | BIG DOOR HOLDING RAMP |  | KVM2559A | BIG-L DOOR SUPPORT RAMP KI | <table border="1"> <thead> <tr> <th>Code</th> <th>Description</th> <th>Qty</th> <th>UOM</th> </tr> </thead> <tbody> <tr> <td>VI1220A1</td> <td>4,2X12 TCB SELF-TAPPING G SCREW</td> <td>2</td> <td>PZ</td> </tr> <tr> <td>VM1224A0</td> <td>65MY 220MM 2 COLOURS SHRINK TUBE</td> <td>0.010</td> <td>M</td> </tr> <tr> <td>VM2559A1</td> <td></td> <td>1</td> <td>PZ</td> </tr> <tr> <td>VM2559A2</td> <td>BIG DOOR HOLDING RAM</td> <td>1</td> <td>PZ</td> </tr> </tbody> </table> | Code | Description | Qty | UOM | VI1220A1 | 4,2X12 TCB SELF-TAPPING G SCREW | 2 | PZ | VM1224A0 | 65MY 220MM 2 COLOURS SHRINK TUBE | 0.010 | M | VM2559A1 | | 1 | PZ | VM2559A2 | BIG DOOR HOLDING RAM | 1 | PZ |
| Code | Description | Qty | UOM | | | | | | | | | | | | | | | | | | | | | | |
| VI1220A1 | 4,2X12 TCB SELF-TAPPING G SCREW | 2 | PZ | | | | | | | | | | | | | | | | | | | | | | |
| VM1224A0 | 65MY 220MM 2 COLOURS SHRINK TUBE | 0.010 | M | | | | | | | | | | | | | | | | | | | | | | |
| VM2559A1 | | 1 | PZ | | | | | | | | | | | | | | | | | | | | | | |
| VM2559A2 | BIG DOOR HOLDING RAM | 1 | PZ | | | | | | | | | | | | | | | | | | | | | | |
| VM2599A | BIG FRAME COVER CAP |  | VM2599A1 | BIG FRAME COVER CAP | | | | | | | | | | | | | | | | | | | | | |


| COMPONENT | | | SPARE PART | | | | | | | | | | | | | | | | | | | | | | |
|-----------|--|---|------------|----------------|---|------|-------------|-----|-----|----------|--|-------|---|----------|---|---|----|----------|--|---|----|----------|------------------------------|---|----|
| Code | Description | Image | Code | Description | Components list | | | | | | | | | | | | | | | | | | | | |
| PD1011A | |  | PD1011A0 | | | | | | | | | | | | | | | | | | | | | | |
| VP1008A | TB 50 LEFT THREADED FOOT SUPPORT |  | KPD1011A | BIG-L FOOT KIT | <table border="1"> <thead> <tr> <th>Code</th> <th>Description</th> <th>Qty</th> <th>UOM</th> </tr> </thead> <tbody> <tr> <td>VM1224A0</td> <td>65MY 220MM 2 COLOURS SHRINK TUBE</td> <td>0.300</td> <td>M</td> </tr> <tr> <td>VP1008A0</td> <td>TB 50 LEFT THREADED FOOT SUPPORT</td> <td>1</td> <td>PZ</td> </tr> <tr> <td>VP1009A0</td> <td>TB 50 RIGHT THREADED FOOT SUPPORT</td> <td>1</td> <td>PZ</td> </tr> <tr> <td>VP1010A0</td> <td>THREADED FOOT FOR TB50</td> <td>1</td> <td>PZ</td> </tr> </tbody> </table> | Code | Description | Qty | UOM | VM1224A0 | 65MY 220MM 2 COLOURS SHRINK TUBE | 0.300 | M | VP1008A0 | TB 50 LEFT THREADED FOOT SUPPORT | 1 | PZ | VP1009A0 | TB 50 RIGHT THREADED FOOT SUPPORT | 1 | PZ | VP1010A0 | THREADED FOOT FOR TB50 | 1 | PZ |
| Code | Description | Qty | UOM | | | | | | | | | | | | | | | | | | | | | | |
| VM1224A0 | 65MY 220MM 2 COLOURS SHRINK TUBE | 0.300 | M | | | | | | | | | | | | | | | | | | | | | | |
| VP1008A0 | TB 50 LEFT THREADED FOOT SUPPORT | 1 | PZ | | | | | | | | | | | | | | | | | | | | | | |
| VP1009A0 | TB 50 RIGHT THREADED FOOT SUPPORT | 1 | PZ | | | | | | | | | | | | | | | | | | | | | | |
| VP1010A0 | THREADED FOOT FOR TB50 | 1 | PZ | | | | | | | | | | | | | | | | | | | | | | |
| VP1009A | TB 50 RIGHT THREADED FOOT SUPPORT |  | KPD1011A | BIG-L FOOT KIT | <table border="1"> <thead> <tr> <th>Code</th> <th>Description</th> <th>Qty</th> <th>UOM</th> </tr> </thead> <tbody> <tr> <td>VM1224A0</td> <td>65MY 220MM 2 COLOURS SHRINK TUBE</td> <td>0.300</td> <td>M</td> </tr> <tr> <td>VP1008A0</td> <td>TB 50 LEFT THREADED FOOT SUPPORT</td> <td>1</td> <td>PZ</td> </tr> <tr> <td>VP1009A0</td> <td>TB 50 RIGHT THREADED FOOT SUPPORT</td> <td>1</td> <td>PZ</td> </tr> <tr> <td>VP1010A0</td> <td>THREADED FOOT FOR TB50</td> <td>1</td> <td>PZ</td> </tr> </tbody> </table> | Code | Description | Qty | UOM | VM1224A0 | 65MY 220MM 2 COLOURS SHRINK TUBE | 0.300 | M | VP1008A0 | TB 50 LEFT THREADED FOOT SUPPORT | 1 | PZ | VP1009A0 | TB 50 RIGHT THREADED FOOT SUPPORT | 1 | PZ | VP1010A0 | THREADED FOOT FOR TB50 | 1 | PZ |
| Code | Description | Qty | UOM | | | | | | | | | | | | | | | | | | | | | | |
| VM1224A0 | 65MY 220MM 2 COLOURS SHRINK TUBE | 0.300 | M | | | | | | | | | | | | | | | | | | | | | | |
| VP1008A0 | TB 50 LEFT THREADED FOOT SUPPORT | 1 | PZ | | | | | | | | | | | | | | | | | | | | | | |
| VP1009A0 | TB 50 RIGHT THREADED FOOT SUPPORT | 1 | PZ | | | | | | | | | | | | | | | | | | | | | | |
| VP1010A0 | THREADED FOOT FOR TB50 | 1 | PZ | | | | | | | | | | | | | | | | | | | | | | |
| VP1010A | THREADED FOOT FOR TB50 |  | KPD1011A | BIG-L FOOT KIT | <table border="1"> <thead> <tr> <th>Code</th> <th>Description</th> <th>Qty</th> <th>UOM</th> </tr> </thead> <tbody> <tr> <td>VM1224A0</td> <td>65MY 220MM 2 COLOURS SHRINK TUBE</td> <td>0.300</td> <td>M</td> </tr> <tr> <td>VP1008A0</td> <td>TB 50 LEFT THREADED FOOT SUPPORT</td> <td>1</td> <td>PZ</td> </tr> <tr> <td>VP1009A0</td> <td>TB 50 RIGHT THREADED FOOT SUPPORT</td> <td>1</td> <td>PZ</td> </tr> <tr> <td>VP1010A0</td> <td>THREADED FOOT FOR TB50</td> <td>1</td> <td>PZ</td> </tr> </tbody> </table> | Code | Description | Qty | UOM | VM1224A0 | 65MY 220MM 2 COLOURS SHRINK TUBE | 0.300 | M | VP1008A0 | TB 50 LEFT THREADED FOOT SUPPORT | 1 | PZ | VP1009A0 | TB 50 RIGHT THREADED FOOT SUPPORT | 1 | PZ | VP1010A0 | THREADED FOOT FOR TB50 | 1 | PZ |
| Code | Description | Qty | UOM | | | | | | | | | | | | | | | | | | | | | | |
| VM1224A0 | 65MY 220MM 2 COLOURS SHRINK TUBE | 0.300 | M | | | | | | | | | | | | | | | | | | | | | | |
| VP1008A0 | TB 50 LEFT THREADED FOOT SUPPORT | 1 | PZ | | | | | | | | | | | | | | | | | | | | | | |
| VP1009A0 | TB 50 RIGHT THREADED FOOT SUPPORT | 1 | PZ | | | | | | | | | | | | | | | | | | | | | | |
| VP1010A0 | THREADED FOOT FOR TB50 | 1 | PZ | | | | | | | | | | | | | | | | | | | | | | |

| COMPONENT | | | SPARE PART | | | | | | | | | | | | | | | | | | | | | | | | | | |
|-----------|---|---|------------|----------------------------------|--|------|-------------|-----|-----|----------|--|-------|----|----------|---|---|----|----------|---------------------------|---|----|----------|--------------------------------------|---|----|----------|-------------------------------------|---|----|
| Code | Description | Image | Code | Description | Components list | | | | | | | | | | | | | | | | | | | | | | | | |
| VM2556B | RIGHT OPENING BIG OVENS LOWER FULCRUM |  | KVM2556B | BIG-L RIGHT LOWER FULCRUM KIT | <table border="1"> <thead> <tr> <th>Code</th> <th>Description</th> <th>Qty</th> <th>UOM</th> </tr> </thead> <tbody> <tr> <td>VM1224A0</td> <td>65MY 220MM 2 COLOURS SHRINK TUBE</td> <td>0.250</td> <td>M</td> </tr> <tr> <td>VM2556B0</td> <td>RIGHT OPENING BIG OVENS LOWER FULCRUM</td> <td>1</td> <td>PZ</td> </tr> </tbody> </table> | Code | Description | Qty | UOM | VM1224A0 | 65MY 220MM 2 COLOURS SHRINK TUBE | 0.250 | M | VM2556B0 | RIGHT OPENING BIG OVENS LOWER FULCRUM | 1 | PZ | | | | | | | | | | | | |
| Code | Description | Qty | UOM | | | | | | | | | | | | | | | | | | | | | | | | | | |
| VM1224A0 | 65MY 220MM 2 COLOURS SHRINK TUBE | 0.250 | M | | | | | | | | | | | | | | | | | | | | | | | | | | |
| VM2556B0 | RIGHT OPENING BIG OVENS LOWER FULCRUM | 1 | PZ | | | | | | | | | | | | | | | | | | | | | | | | | | |
| 0H2176A | CORE PROBE BOX COVER |  | 0H2176A0 | CORE PROBE BOX COVER | | | | | | | | | | | | | | | | | | | | | | | | | |
| PE2142A | 4P PROBE JUNCTION CARD |  | KPE2142A | PT1000 PROBE JUNCTION CARD KI | <table border="1"> <thead> <tr> <th>Code</th> <th>Description</th> <th>Qty</th> <th>UOM</th> </tr> </thead> <tbody> <tr> <td>0H2176A0</td> <td>CORE PROBE BOX COVER</td> <td>1</td> <td>PZ</td> </tr> <tr> <td>PE2142A0</td> <td>4P PROBE JUNCTION CARD</td> <td>1</td> <td>PZ</td> </tr> <tr> <td>VI1074A0</td> <td>4X16 SCREW FOR PLASTIC</td> <td>1</td> <td>PZ</td> </tr> <tr> <td>VI1220A1</td> <td>4,2X12 TCB SELF-TAPPIN G SCREW</td> <td>2</td> <td>PZ</td> </tr> <tr> <td>VM1384A0</td> <td>CORE PROBE TRANSFER BOARD BOX</td> <td>1</td> <td>PZ</td> </tr> </tbody> </table> | Code | Description | Qty | UOM | 0H2176A0 | CORE PROBE BOX COVER | 1 | PZ | PE2142A0 | 4P PROBE JUNCTION CARD | 1 | PZ | VI1074A0 | 4X16 SCREW FOR PLASTIC | 1 | PZ | VI1220A1 | 4,2X12 TCB SELF-TAPPIN G SCREW | 2 | PZ | VM1384A0 | CORE PROBE TRANSFER BOARD BOX | 1 | PZ |
| Code | Description | Qty | UOM | | | | | | | | | | | | | | | | | | | | | | | | | | |
| 0H2176A0 | CORE PROBE BOX COVER | 1 | PZ | | | | | | | | | | | | | | | | | | | | | | | | | | |
| PE2142A0 | 4P PROBE JUNCTION CARD | 1 | PZ | | | | | | | | | | | | | | | | | | | | | | | | | | |
| VI1074A0 | 4X16 SCREW FOR PLASTIC | 1 | PZ | | | | | | | | | | | | | | | | | | | | | | | | | | |
| VI1220A1 | 4,2X12 TCB SELF-TAPPIN G SCREW | 2 | PZ | | | | | | | | | | | | | | | | | | | | | | | | | | |
| VM1384A0 | CORE PROBE TRANSFER BOARD BOX | 1 | PZ | | | | | | | | | | | | | | | | | | | | | | | | | | |
| VM1384A | CORE PROBE TRANSFER BOARD BOX |  | KPE2142A | PT1000 PROBE JUNCTION CARD KI | <table border="1"> <thead> <tr> <th>Code</th> <th>Description</th> <th>Qty</th> <th>UOM</th> </tr> </thead> <tbody> <tr> <td>0H2176A0</td> <td>CORE PROBE BOX COVER</td> <td>1</td> <td>PZ</td> </tr> <tr> <td>PE2142A0</td> <td>4P PROBE JUNCTION CARD</td> <td>1</td> <td>PZ</td> </tr> <tr> <td>VI1074A0</td> <td>4X16 SCREW FOR PLASTIC</td> <td>1</td> <td>PZ</td> </tr> <tr> <td>VI1220A1</td> <td>4,2X12 TCB SELF-TAPPIN G SCREW</td> <td>2</td> <td>PZ</td> </tr> <tr> <td>VM1384A0</td> <td>CORE PROBE TRANSFER BOARD BOX</td> <td>1</td> <td>PZ</td> </tr> </tbody> </table> | Code | Description | Qty | UOM | 0H2176A0 | CORE PROBE BOX COVER | 1 | PZ | PE2142A0 | 4P PROBE JUNCTION CARD | 1 | PZ | VI1074A0 | 4X16 SCREW FOR PLASTIC | 1 | PZ | VI1220A1 | 4,2X12 TCB SELF-TAPPIN G SCREW | 2 | PZ | VM1384A0 | CORE PROBE TRANSFER BOARD BOX | 1 | PZ |
| Code | Description | Qty | UOM | | | | | | | | | | | | | | | | | | | | | | | | | | |
| 0H2176A0 | CORE PROBE BOX COVER | 1 | PZ | | | | | | | | | | | | | | | | | | | | | | | | | | |
| PE2142A0 | 4P PROBE JUNCTION CARD | 1 | PZ | | | | | | | | | | | | | | | | | | | | | | | | | | |
| VI1074A0 | 4X16 SCREW FOR PLASTIC | 1 | PZ | | | | | | | | | | | | | | | | | | | | | | | | | | |
| VI1220A1 | 4,2X12 TCB SELF-TAPPIN G SCREW | 2 | PZ | | | | | | | | | | | | | | | | | | | | | | | | | | |
| VM1384A0 | CORE PROBE TRANSFER BOARD BOX | 1 | PZ | | | | | | | | | | | | | | | | | | | | | | | | | | |


| COMPONENT | | | SPARE PART | | | | | | | | | | | | | | |
|-----------|--|---|------------|--|--|------|-------------|-----|-----|----------|--|----|----|----------|--|-------|----|
| Code | Description | Image | Code | Description | Components list | | | | | | | | | | | | |
| CE1980A | 6 POLES-2000-AMP MODU 2 MICROFIT CABLE |  | CE1980A0 | 6 POLES-2000-AMP MODU 2 MICROFIT CABLE | | | | | | | | | | | | | |
| 0E1393B | XEVL-2011-E EXTERNAL BOTTOM PLATE |  | 0E1393B1 | XEVL-2011-E EXTERNAL BOTTOM PLATE | | | | | | | | | | | | | |
| VL1127A | 6MM BARBED T-SHAPED FITTING |  | KVL1127A | 6MM BARBED T-SHAPED FITTING 10 PCS KIT | <table border="1"> <thead> <tr> <th>Code</th> <th>Description</th> <th>Qty</th> <th>UOM</th> </tr> </thead> <tbody> <tr> <td>VL1127A1</td> <td>6MM BARBED T-SHAPED FITTING</td> <td>10</td> <td>PZ</td> </tr> <tr> <td>VM1224A0</td> <td>65MY 220MM 2 COLOURS SHRINK TUBE</td> <td>0.200</td> <td>M</td> </tr> </tbody> </table> | Code | Description | Qty | UOM | VL1127A1 | 6MM BARBED T-SHAPED FITTING | 10 | PZ | VM1224A0 | 65MY 220MM 2 COLOURS SHRINK TUBE | 0.200 | M |
| Code | Description | Qty | UOM | | | | | | | | | | | | | | |
| VL1127A1 | 6MM BARBED T-SHAPED FITTING | 10 | PZ | | | | | | | | | | | | | | |
| VM1224A0 | 65MY 220MM 2 COLOURS SHRINK TUBE | 0.200 | M | | | | | | | | | | | | | | |
| TB3005B | TB3132A L=550MM EPDM WHITE-BLUE PIPE |  | KTB3132A | WHITE-BLU 6X12 REINFORCED PIPE 3M KIT | <table border="1"> <thead> <tr> <th>Code</th> <th>Description</th> <th>Qty</th> <th>UOM</th> </tr> </thead> <tbody> <tr> <td>TB3132A0</td> <td>WHITE-BLUE EPDM TEXTILE BRAID HOSE 6X12</td> <td>3</td> <td>M</td> </tr> <tr> <td>VM1794A0</td> <td>250X4.8 PA66 BLACK CLAMP</td> <td>1</td> <td>PZ</td> </tr> </tbody> </table> | Code | Description | Qty | UOM | TB3132A0 | WHITE-BLUE EPDM TEXTILE BRAID HOSE 6X12 | 3 | M | VM1794A0 | 250X4.8 PA66 BLACK CLAMP | 1 | PZ |
| Code | Description | Qty | UOM | | | | | | | | | | | | | | |
| TB3132A0 | WHITE-BLUE EPDM TEXTILE BRAID HOSE 6X12 | 3 | M | | | | | | | | | | | | | | |
| VM1794A0 | 250X4.8 PA66 BLACK CLAMP | 1 | PZ | | | | | | | | | | | | | | |
| RC1019A | D=10 ELASTIC CLAM |  | KRC1019A | Ø10 ZINC PLATED ELASTIC CLAMP 15 PCS KIT | <table border="1"> <thead> <tr> <th>Code</th> <th>Description</th> <th>Qty</th> <th>UOM</th> </tr> </thead> <tbody> <tr> <td>RC1019A0</td> <td>D=10 ELASTIC CLAMP</td> <td>17</td> <td>PZ</td> </tr> <tr> <td>VM1224A0</td> <td>65MY 220MM 2 COLOURS SHRINK TUBE</td> <td>0.200</td> <td>M</td> </tr> </tbody> </table> | Code | Description | Qty | UOM | RC1019A0 | D=10 ELASTIC CLAMP | 17 | PZ | VM1224A0 | 65MY 220MM 2 COLOURS SHRINK TUBE | 0.200 | M |
| Code | Description | Qty | UOM | | | | | | | | | | | | | | |
| RC1019A0 | D=10 ELASTIC CLAMP | 17 | PZ | | | | | | | | | | | | | | |
| VM1224A0 | 65MY 220MM 2 COLOURS SHRINK TUBE | 0.200 | M | | | | | | | | | | | | | | |


| COMPONENT | | | SPARE PART | | | | | | | | | | | | | | | | | | | | | | | | | | | | | | | | | | |
|-----------|--|---|------------|---|---|------|-------------|-----|-----|----------|--|----|----|----------|--|-------|----|----------|---|---|----|----------|---|---|----|----------|-----------------------------|---|----|----------|--------------------|---|----|----------|--|-------|---|
| Code | Description | Image | Code | Description | Components list | | | | | | | | | | | | | | | | | | | | | | | | | | | | | | | | |
| VL1127A | 6MM BARBED T-SHAPED FITTING |  | KVL1127A | 6MM BARBED T-SHAPED FITTING 10 PCS KIT | <table border="1"> <thead> <tr> <th>Code</th> <th>Description</th> <th>Qty</th> <th>UOM</th> </tr> </thead> <tbody> <tr> <td>VL1127A1</td> <td>6MM BARBED T-SHAPED FITTING</td> <td>10</td> <td>PZ</td> </tr> <tr> <td>VM1224A0</td> <td>65MY 220MM 2 COLOURS SHRINK TUBE</td> <td>0.200</td> <td>M</td> </tr> </tbody> </table> | Code | Description | Qty | UOM | VL1127A1 | 6MM BARBED T-SHAPED FITTING | 10 | PZ | VM1224A0 | 65MY 220MM 2 COLOURS SHRINK TUBE | 0.200 | M | | | | | | | | | | | | | | | | | | | | |
| Code | Description | Qty | UOM | | | | | | | | | | | | | | | | | | | | | | | | | | | | | | | | | | |
| VL1127A1 | 6MM BARBED T-SHAPED FITTING | 10 | PZ | | | | | | | | | | | | | | | | | | | | | | | | | | | | | | | | | | |
| VM1224A0 | 65MY 220MM 2 COLOURS SHRINK TUBE | 0.200 | M | | | | | | | | | | | | | | | | | | | | | | | | | | | | | | | | | | |
| TB3004A | TB2820A L=550MM EPDM BLACK PIPE |  | KTB1343A | TB2820A0 6X10 EPM PIPE 3M KIT | <table border="1"> <thead> <tr> <th>Code</th> <th>Description</th> <th>Qty</th> <th>UOM</th> </tr> </thead> <tbody> <tr> <td>TB2820A0</td> <td>6X10 EPDM PIPE FOR WASHING SYSTEM</td> <td>3</td> <td>M</td> </tr> </tbody> </table> | Code | Description | Qty | UOM | TB2820A0 | 6X10 EPDM PIPE FOR WASHING SYSTEM | 3 | M | | | | | | | | | | | | | | | | | | | | | | | | |
| Code | Description | Qty | UOM | | | | | | | | | | | | | | | | | | | | | | | | | | | | | | | | | | |
| TB2820A0 | 6X10 EPDM PIPE FOR WASHING SYSTEM | 3 | M | | | | | | | | | | | | | | | | | | | | | | | | | | | | | | | | | | |
| 0H2203A | ONE BIG WASHING SUPPORT SPACER |  | 0H2203A1 | ONE BIG WASHING SUPPORT SPACER | | | | | | | | | | | | | | | | | | | | | | | | | | | | | | | | | |
| VL1182A | |  | KVL1106A | EUR 1 ROTOR ARM ONE CLEANING SYSTEM KIT | <table border="1"> <thead> <tr> <th>Code</th> <th>Description</th> <th>Qty</th> <th>UOM</th> </tr> </thead> <tbody> <tr> <td>0H2143A0</td> <td>LAMIERA BLOCCA VNR VL1128</td> <td>1</td> <td>PZ</td> </tr> <tr> <td>0H7819A0</td> <td>ONE WASHING SYS SUPPORT WITH STEAM VALVE</td> <td>1</td> <td>PZ</td> </tr> <tr> <td>EL1436A0</td> <td>H2O SOLENOID JG D8 CHECK VALVE</td> <td>1</td> <td>PZ</td> </tr> <tr> <td>EL1436B0</td> <td>JG D8-BARBED D6 NRV WATER SOLENOID</td> <td>1</td> <td>PZ</td> </tr> <tr> <td>GN1526A0</td> <td>INT. D.=6.9 TH=1.8 O-RIN</td> <td>1</td> <td>PZ</td> </tr> <tr> <td>RC1242A0</td> <td>D=10 CLOSED CAP</td> <td>2</td> <td>PZ</td> </tr> <tr> <td>TB2820A0</td> <td>6X10 EPDM PIPE FOR WASHING SYSTEM</td> <td>1.420</td> <td>M</td> </tr> </tbody> </table> | Code | Description | Qty | UOM | 0H2143A0 | LAMIERA BLOCCA VNR VL1128 | 1 | PZ | 0H7819A0 | ONE WASHING SYS SUPPORT WITH STEAM VALVE | 1 | PZ | EL1436A0 | H2O SOLENOID JG D8 CHECK VALVE | 1 | PZ | EL1436B0 | JG D8-BARBED D6 NRV WATER SOLENOID | 1 | PZ | GN1526A0 | INT. D.=6.9 TH=1.8 O-RIN | 1 | PZ | RC1242A0 | D=10 CLOSED CAP | 2 | PZ | TB2820A0 | 6X10 EPDM PIPE FOR WASHING SYSTEM | 1.420 | M |
| Code | Description | Qty | UOM | | | | | | | | | | | | | | | | | | | | | | | | | | | | | | | | | | |
| 0H2143A0 | LAMIERA BLOCCA VNR VL1128 | 1 | PZ | | | | | | | | | | | | | | | | | | | | | | | | | | | | | | | | | | |
| 0H7819A0 | ONE WASHING SYS SUPPORT WITH STEAM VALVE | 1 | PZ | | | | | | | | | | | | | | | | | | | | | | | | | | | | | | | | | | |
| EL1436A0 | H2O SOLENOID JG D8 CHECK VALVE | 1 | PZ | | | | | | | | | | | | | | | | | | | | | | | | | | | | | | | | | | |
| EL1436B0 | JG D8-BARBED D6 NRV WATER SOLENOID | 1 | PZ | | | | | | | | | | | | | | | | | | | | | | | | | | | | | | | | | | |
| GN1526A0 | INT. D.=6.9 TH=1.8 O-RIN | 1 | PZ | | | | | | | | | | | | | | | | | | | | | | | | | | | | | | | | | | |
| RC1242A0 | D=10 CLOSED CAP | 2 | PZ | | | | | | | | | | | | | | | | | | | | | | | | | | | | | | | | | | |
| TB2820A0 | 6X10 EPDM PIPE FOR WASHING SYSTEM | 1.420 | M | | | | | | | | | | | | | | | | | | | | | | | | | | | | | | | | | | |


| COMPONENT | | | SPARE PART | | | | | | | | | | | | | | | | | | | | | | | | | | | | | | | | | | | | | | |
|-----------|--|---|------------|--|--|------|-------------|-----|-----|----------|--------------------------------------|----|----|----------|--|-------|----|----------|--|---|----|----------|--|---|----|----------|--|---|----|----------|--------------------------|---|----|----------|--------------------------|---|----|----------|--------------------------------------|---|----|
| Code | Description | Image | Code | Description | Components list | | | | | | | | | | | | | | | | | | | | | | | | | | | | | | | | | | | | |
| VL1182A | |  | KVL1106A | EUR 1 ROTOR ARM ONE CLEANING SYSTEM KIT | <table border="1"> <thead> <tr> <th>Code</th> <th>Description</th> <th>Qty</th> <th>UOM</th> </tr> </thead> <tbody> <tr> <td>VI1220A1</td> <td>4,2X12 TCB SELF-TAPPIN G SCREW</td> <td>1</td> <td>PZ</td> </tr> <tr> <td>VL1019A0</td> <td>VIBRATION PUMP</td> <td>1</td> <td>PZ</td> </tr> <tr> <td>VL1053B0</td> <td>ONE WASHING SYS EXT DISTRIBUTOR</td> <td>1</td> <td>PZ</td> </tr> <tr> <td>VL1054B0</td> <td>ONE WASHING SYS INLET DISTRIBUTOR</td> <td>1</td> <td>PZ</td> </tr> <tr> <td>VL1102A1</td> <td>DETERGENT LINE FILTER + BARBED VNR 6 MM</td> <td>1</td> <td>PZ</td> </tr> <tr> <td>VL1128A0</td> <td>D6 BARBED CHECK VALVE</td> <td>1</td> <td>PZ</td> </tr> <tr> <td>VL1128A1</td> <td>D6 BARBED CHECK VALVE</td> <td>1</td> <td>PZ</td> </tr> <tr> <td>VM2172A0</td> <td>PUMP-WITH-CI RCUIT LOCKING PIN</td> <td>1</td> <td>PZ</td> </tr> </tbody> </table> | Code | Description | Qty | UOM | VI1220A1 | 4,2X12 TCB SELF-TAPPIN G SCREW | 1 | PZ | VL1019A0 | VIBRATION PUMP | 1 | PZ | VL1053B0 | ONE WASHING SYS EXT DISTRIBUTOR | 1 | PZ | VL1054B0 | ONE WASHING SYS INLET DISTRIBUTOR | 1 | PZ | VL1102A1 | DETERGENT LINE FILTER + BARBED VNR 6 MM | 1 | PZ | VL1128A0 | D6 BARBED CHECK VALVE | 1 | PZ | VL1128A1 | D6 BARBED CHECK VALVE | 1 | PZ | VM2172A0 | PUMP-WITH-CI RCUIT LOCKING PIN | 1 | PZ |
| Code | Description | Qty | UOM | | | | | | | | | | | | | | | | | | | | | | | | | | | | | | | | | | | | | | |
| VI1220A1 | 4,2X12 TCB SELF-TAPPIN G SCREW | 1 | PZ | | | | | | | | | | | | | | | | | | | | | | | | | | | | | | | | | | | | | | |
| VL1019A0 | VIBRATION PUMP | 1 | PZ | | | | | | | | | | | | | | | | | | | | | | | | | | | | | | | | | | | | | | |
| VL1053B0 | ONE WASHING SYS EXT DISTRIBUTOR | 1 | PZ | | | | | | | | | | | | | | | | | | | | | | | | | | | | | | | | | | | | | | |
| VL1054B0 | ONE WASHING SYS INLET DISTRIBUTOR | 1 | PZ | | | | | | | | | | | | | | | | | | | | | | | | | | | | | | | | | | | | | | |
| VL1102A1 | DETERGENT LINE FILTER + BARBED VNR 6 MM | 1 | PZ | | | | | | | | | | | | | | | | | | | | | | | | | | | | | | | | | | | | | | |
| VL1128A0 | D6 BARBED CHECK VALVE | 1 | PZ | | | | | | | | | | | | | | | | | | | | | | | | | | | | | | | | | | | | | | |
| VL1128A1 | D6 BARBED CHECK VALVE | 1 | PZ | | | | | | | | | | | | | | | | | | | | | | | | | | | | | | | | | | | | | | |
| VM2172A0 | PUMP-WITH-CI RCUIT LOCKING PIN | 1 | PZ | | | | | | | | | | | | | | | | | | | | | | | | | | | | | | | | | | | | | | |
| GN1526A | INT. D.=6.9 TH=1.8 O-RING |  | KGN1526A | O-RING INT D6.9 THICK1.8 10PCS KIT | <table border="1"> <thead> <tr> <th>Code</th> <th>Description</th> <th>Qty</th> <th>UOM</th> </tr> </thead> <tbody> <tr> <td>GN1526A0</td> <td>INT. D.=6.9 TH=1.8 O-RIN</td> <td>10</td> <td>PZ</td> </tr> </tbody> </table> | Code | Description | Qty | UOM | GN1526A0 | INT. D.=6.9 TH=1.8 O-RIN | 10 | PZ | | | | | | | | | | | | | | | | | | | | | | | | | | | | |
| Code | Description | Qty | UOM | | | | | | | | | | | | | | | | | | | | | | | | | | | | | | | | | | | | | | |
| GN1526A0 | INT. D.=6.9 TH=1.8 O-RIN | 10 | PZ | | | | | | | | | | | | | | | | | | | | | | | | | | | | | | | | | | | | | | |
| RC1019A | D=10 ELASTIC CLAM |  | KRC1019A | Ø10 ZINC PLATED ELASTIC CLAMP 15 PCS KIT | <table border="1"> <thead> <tr> <th>Code</th> <th>Description</th> <th>Qty</th> <th>UOM</th> </tr> </thead> <tbody> <tr> <td>RC1019A0</td> <td>D=10 ELASTIC CLAMP</td> <td>17</td> <td>PZ</td> </tr> <tr> <td>VM1224A0</td> <td>65MY 220MM 2 COLOURS SHRINK TUBE</td> <td>0.200</td> <td>M</td> </tr> </tbody> </table> | Code | Description | Qty | UOM | RC1019A0 | D=10 ELASTIC CLAMP | 17 | PZ | VM1224A0 | 65MY 220MM 2 COLOURS SHRINK TUBE | 0.200 | M | | | | | | | | | | | | | | | | | | | | | | | | |
| Code | Description | Qty | UOM | | | | | | | | | | | | | | | | | | | | | | | | | | | | | | | | | | | | | | |
| RC1019A0 | D=10 ELASTIC CLAMP | 17 | PZ | | | | | | | | | | | | | | | | | | | | | | | | | | | | | | | | | | | | | | |
| VM1224A0 | 65MY 220MM 2 COLOURS SHRINK TUBE | 0.200 | M | | | | | | | | | | | | | | | | | | | | | | | | | | | | | | | | | | | | | | |


| COMPONENT | | | SPARE PART | | | | | | | | | | | | | | | | | | | | | | | | | | | | | | | | | | | | | | | | | | | | | | | | | | | | | | | | | | | | | | |
|-----------|---|--|------------|--------------------------------------|--|------|-------------|-----|-----|----------|--------------------------------------|---|----|----------|--------------------------------------|-------|----|----------|---|---|----|----------|--------------------------------|---------|---|----------|-------------------------------|---|---|----------|----------------------------|---|----|----------|--------------------------|---|----|----------|-----------------------------------|---|----|----------|---------------------------|---|----|----------|--------------------------|---|----|----------|---|-------|---|----------|-------------------------------|---|----|----------|--------------------|----|----|----------|--------------|---|----|
| Code | Description | Image | Code | Description | Components list | | | | | | | | | | | | | | | | | | | | | | | | | | | | | | | | | | | | | | | | | | | | | | | | | | | | | | | | | | | | |
| VL1102A | DETERGENT LINE FILTER + BARBED VNR 6 MM |  | KVL1102A | DETERGENT FILTER + NRV KIT | <table border="1"> <thead> <tr> <th>Code</th> <th>Description</th> <th>Qty</th> <th>UOM</th> </tr> </thead> <tbody> <tr> <td>RC1019A0</td> <td>D=10 ELASTIC CLAMP</td> <td>5</td> <td>PZ</td> </tr> <tr> <td>TB2820A0</td> <td>6X10 EPDM PIPE FOR WASHING SYSTEM</td> <td>0.710</td> <td>M</td> </tr> <tr> <td>VL1102A1</td> <td>DETERGENT LINE FILTER + BARBED VNR 6 MM</td> <td>1</td> <td>PZ</td> </tr> <tr> <td>VM1224A0</td> <td>65MY 220MM COLOURS SHRINK TUBE</td> <td>2 0.300</td> <td>M</td> </tr> </tbody> </table> | Code | Description | Qty | UOM | RC1019A0 | D=10 ELASTIC CLAMP | 5 | PZ | TB2820A0 | 6X10 EPDM PIPE FOR WASHING SYSTEM | 0.710 | M | VL1102A1 | DETERGENT LINE FILTER + BARBED VNR 6 MM | 1 | PZ | VM1224A0 | 65MY 220MM COLOURS SHRINK TUBE | 2 0.300 | M | | | | | | | | | | | | | | | | | | | | | | | | | | | | | | | | | | | | | | | | |
| Code | Description | Qty | UOM | | | | | | | | | | | | | | | | | | | | | | | | | | | | | | | | | | | | | | | | | | | | | | | | | | | | | | | | | | | | | | |
| RC1019A0 | D=10 ELASTIC CLAMP | 5 | PZ | | | | | | | | | | | | | | | | | | | | | | | | | | | | | | | | | | | | | | | | | | | | | | | | | | | | | | | | | | | | | | |
| TB2820A0 | 6X10 EPDM PIPE FOR WASHING SYSTEM | 0.710 | M | | | | | | | | | | | | | | | | | | | | | | | | | | | | | | | | | | | | | | | | | | | | | | | | | | | | | | | | | | | | | | |
| VL1102A1 | DETERGENT LINE FILTER + BARBED VNR 6 MM | 1 | PZ | | | | | | | | | | | | | | | | | | | | | | | | | | | | | | | | | | | | | | | | | | | | | | | | | | | | | | | | | | | | | | |
| VM1224A0 | 65MY 220MM COLOURS SHRINK TUBE | 2 0.300 | M | | | | | | | | | | | | | | | | | | | | | | | | | | | | | | | | | | | | | | | | | | | | | | | | | | | | | | | | | | | | | | |
| VL1165A | BB6-AR6 STRAIGHT FITTING |  | KVL2618A | 2 ROTOR ARMS ONE CLEANING SYSTEM KIT | <table border="1"> <thead> <tr> <th>Code</th> <th>Description</th> <th>Qty</th> <th>UOM</th> </tr> </thead> <tbody> <tr> <td>0H2202A1</td> <td>ONE WASHING WITH STEAM VALVE SUPPORT</td> <td>2</td> <td>PZ</td> </tr> <tr> <td>CE1030A0</td> <td>FEMALE FASTON COVER 6.3X0.8 0.5-1MMQ</td> <td>4</td> <td>PZ</td> </tr> <tr> <td>CE1395A0</td> <td>6.3 X 0,8 MALE FASTO</td> <td>2</td> <td>PZ</td> </tr> <tr> <td>CE1545A0</td> <td>BLUE UNIP AWG18 ST.3135 WIRE</td> <td>1</td> <td>M</td> </tr> <tr> <td>CE1570A0</td> <td>WHITE UNIP AWG18 ST.3135 WIRE</td> <td>1</td> <td>M</td> </tr> <tr> <td>CE1660A0</td> <td>6,3X0,8 FEMALE FASTON COVE</td> <td>4</td> <td>PZ</td> </tr> <tr> <td>CE1661A0</td> <td>MALE FASTON COVER 6.3X0,</td> <td>2</td> <td>PZ</td> </tr> <tr> <td>EL1020A1</td> <td>D8 INTERMEDIAT E T-SHAPED FITTING</td> <td>1</td> <td>PZ</td> </tr> <tr> <td>EL1440A0</td> <td>WATER SELF CLEANING VALVE</td> <td>2</td> <td>PZ</td> </tr> <tr> <td>GN1526A0</td> <td>INT. D.=6.9 TH=1.8 O-RIN</td> <td>6</td> <td>PZ</td> </tr> <tr> <td>IP1385A1</td> <td>CORNER POLYSTYREN E PACKING 110X80X2000</td> <td>0.500</td> <td>M</td> </tr> <tr> <td>RC1018A0</td> <td>ZINC PLATED D12 ELASTIC CLAMP</td> <td>4</td> <td>PZ</td> </tr> <tr> <td>RC1019A0</td> <td>D=10 ELASTIC CLAMP</td> <td>31</td> <td>PZ</td> </tr> <tr> <td>RC1130A0</td> <td>130X2,6 CLAM</td> <td>4</td> <td>PZ</td> </tr> </tbody> </table> | Code | Description | Qty | UOM | 0H2202A1 | ONE WASHING WITH STEAM VALVE SUPPORT | 2 | PZ | CE1030A0 | FEMALE FASTON COVER 6.3X0.8 0.5-1MMQ | 4 | PZ | CE1395A0 | 6.3 X 0,8 MALE FASTO | 2 | PZ | CE1545A0 | BLUE UNIP AWG18 ST.3135 WIRE | 1 | M | CE1570A0 | WHITE UNIP AWG18 ST.3135 WIRE | 1 | M | CE1660A0 | 6,3X0,8 FEMALE FASTON COVE | 4 | PZ | CE1661A0 | MALE FASTON COVER 6.3X0, | 2 | PZ | EL1020A1 | D8 INTERMEDIAT E T-SHAPED FITTING | 1 | PZ | EL1440A0 | WATER SELF CLEANING VALVE | 2 | PZ | GN1526A0 | INT. D.=6.9 TH=1.8 O-RIN | 6 | PZ | IP1385A1 | CORNER POLYSTYREN E PACKING 110X80X2000 | 0.500 | M | RC1018A0 | ZINC PLATED D12 ELASTIC CLAMP | 4 | PZ | RC1019A0 | D=10 ELASTIC CLAMP | 31 | PZ | RC1130A0 | 130X2,6 CLAM | 4 | PZ |
| Code | Description | Qty | UOM | | | | | | | | | | | | | | | | | | | | | | | | | | | | | | | | | | | | | | | | | | | | | | | | | | | | | | | | | | | | | | |
| 0H2202A1 | ONE WASHING WITH STEAM VALVE SUPPORT | 2 | PZ | | | | | | | | | | | | | | | | | | | | | | | | | | | | | | | | | | | | | | | | | | | | | | | | | | | | | | | | | | | | | | |
| CE1030A0 | FEMALE FASTON COVER 6.3X0.8 0.5-1MMQ | 4 | PZ | | | | | | | | | | | | | | | | | | | | | | | | | | | | | | | | | | | | | | | | | | | | | | | | | | | | | | | | | | | | | | |
| CE1395A0 | 6.3 X 0,8 MALE FASTO | 2 | PZ | | | | | | | | | | | | | | | | | | | | | | | | | | | | | | | | | | | | | | | | | | | | | | | | | | | | | | | | | | | | | | |
| CE1545A0 | BLUE UNIP AWG18 ST.3135 WIRE | 1 | M | | | | | | | | | | | | | | | | | | | | | | | | | | | | | | | | | | | | | | | | | | | | | | | | | | | | | | | | | | | | | | |
| CE1570A0 | WHITE UNIP AWG18 ST.3135 WIRE | 1 | M | | | | | | | | | | | | | | | | | | | | | | | | | | | | | | | | | | | | | | | | | | | | | | | | | | | | | | | | | | | | | | |
| CE1660A0 | 6,3X0,8 FEMALE FASTON COVE | 4 | PZ | | | | | | | | | | | | | | | | | | | | | | | | | | | | | | | | | | | | | | | | | | | | | | | | | | | | | | | | | | | | | | |
| CE1661A0 | MALE FASTON COVER 6.3X0, | 2 | PZ | | | | | | | | | | | | | | | | | | | | | | | | | | | | | | | | | | | | | | | | | | | | | | | | | | | | | | | | | | | | | | |
| EL1020A1 | D8 INTERMEDIAT E T-SHAPED FITTING | 1 | PZ | | | | | | | | | | | | | | | | | | | | | | | | | | | | | | | | | | | | | | | | | | | | | | | | | | | | | | | | | | | | | | |
| EL1440A0 | WATER SELF CLEANING VALVE | 2 | PZ | | | | | | | | | | | | | | | | | | | | | | | | | | | | | | | | | | | | | | | | | | | | | | | | | | | | | | | | | | | | | | |
| GN1526A0 | INT. D.=6.9 TH=1.8 O-RIN | 6 | PZ | | | | | | | | | | | | | | | | | | | | | | | | | | | | | | | | | | | | | | | | | | | | | | | | | | | | | | | | | | | | | | |
| IP1385A1 | CORNER POLYSTYREN E PACKING 110X80X2000 | 0.500 | M | | | | | | | | | | | | | | | | | | | | | | | | | | | | | | | | | | | | | | | | | | | | | | | | | | | | | | | | | | | | | | |
| RC1018A0 | ZINC PLATED D12 ELASTIC CLAMP | 4 | PZ | | | | | | | | | | | | | | | | | | | | | | | | | | | | | | | | | | | | | | | | | | | | | | | | | | | | | | | | | | | | | | |
| RC1019A0 | D=10 ELASTIC CLAMP | 31 | PZ | | | | | | | | | | | | | | | | | | | | | | | | | | | | | | | | | | | | | | | | | | | | | | | | | | | | | | | | | | | | | | |
| RC1130A0 | 130X2,6 CLAM | 4 | PZ | | | | | | | | | | | | | | | | | | | | | | | | | | | | | | | | | | | | | | | | | | | | | | | | | | | | | | | | | | | | | | |





| COMPONENT | | | SPARE PART | | | | | | | | | | | | | | | | | | | | | | | | | | | | | | | | | | | | | | | | | | | | | | | | | | | | | | | | | | | | | | | | | | |
|-----------|---|---|------------|---|--|------|-------------|-----|-----|----------|-------------------------|---|----|----------|-----------------------------------|-------|----|----------|---|-------|---|----------|--------------------------------|---|----|----------|----------------|---|----|----------|-----------------------------------|---|----|----------|-----------------------------------|---|----|----------|---|---|----|----------|-----------------------------|---|----|----------|-----------------------|---|----|----------|--------------------------|---|----|----------|-------------------|---|----|----------|---------------------------|---|----|----------|-------------------------------------|---|----|----------|--------------------------------|---|----|
| Code | Description | Image | Code | Description | Components list | | | | | | | | | | | | | | | | | | | | | | | | | | | | | | | | | | | | | | | | | | | | | | | | | | | | | | | | | | | | | | | | |
| VL1165A | BB6-AR6 STRAIGHT FITTING |  | KVL2618A | 2 ROTOR ARMS ONE CLEANING SYSTEM KIT | <table border="1"> <thead> <tr> <th>Code</th> <th>Description</th> <th>Qty</th> <th>UOM</th> </tr> </thead> <tbody> <tr> <td>RC1242A0</td> <td>D=10 CLOSED CAP</td> <td>4</td> <td>PZ</td> </tr> <tr> <td>TB2820A0</td> <td>6X10 EPDM PIPE FOR WASHING SYSTEM</td> <td>2.920</td> <td>M</td> </tr> <tr> <td>TB3132A0</td> <td>WHITE-BLUE EPDM TEXTILE BRAID HOSE 6X12</td> <td>1.340</td> <td>M</td> </tr> <tr> <td>V11220A1</td> <td>4,2X12 TCB SELF-TAPPIN G SCREW</td> <td>2</td> <td>PZ</td> </tr> <tr> <td>VL1019A0</td> <td>VIBRATION PUMP</td> <td>2</td> <td>PZ</td> </tr> <tr> <td>VL1047A1</td> <td>D6 PIPE HOLDER - D8 J.G. TERMINAL</td> <td>2</td> <td>PZ</td> </tr> <tr> <td>VL1054B0</td> <td>ONE WASHING SYS INLET DISTRIBUTOR</td> <td>2</td> <td>PZ</td> </tr> <tr> <td>VL1102A1</td> <td>DETERGENT LINE FILTER + BARBED VNR 6 MM</td> <td>2</td> <td>PZ</td> </tr> <tr> <td>VL1127A1</td> <td>6MM BARBED T-SHAPED FITTING</td> <td>1</td> <td>PZ</td> </tr> <tr> <td>VL1128A1</td> <td>D6 BARBED CHECK VALVE</td> <td>4</td> <td>PZ</td> </tr> <tr> <td>VL1165A0</td> <td>BB6-AR6 STRAIGHT FITTING</td> <td>2</td> <td>PZ</td> </tr> <tr> <td>VL1166A0</td> <td>BB6-AR6 L FITTING</td> <td>2</td> <td>PZ</td> </tr> <tr> <td>VL1174C0</td> <td>D1.2 MM CALIBRATED NOZZLE</td> <td>2</td> <td>PZ</td> </tr> <tr> <td>VL1191A0</td> <td>ONE WASHING DISTRIBUTOR OUTLETS KIT</td> <td>2</td> <td>PZ</td> </tr> <tr> <td>VM2172A0</td> <td>PUMP-WITH-CI RCUIT LOCKING PIN</td> <td>4</td> <td>PZ</td> </tr> </tbody> </table> | Code | Description | Qty | UOM | RC1242A0 | D=10 CLOSED CAP | 4 | PZ | TB2820A0 | 6X10 EPDM PIPE FOR WASHING SYSTEM | 2.920 | M | TB3132A0 | WHITE-BLUE EPDM TEXTILE BRAID HOSE 6X12 | 1.340 | M | V11220A1 | 4,2X12 TCB SELF-TAPPIN G SCREW | 2 | PZ | VL1019A0 | VIBRATION PUMP | 2 | PZ | VL1047A1 | D6 PIPE HOLDER - D8 J.G. TERMINAL | 2 | PZ | VL1054B0 | ONE WASHING SYS INLET DISTRIBUTOR | 2 | PZ | VL1102A1 | DETERGENT LINE FILTER + BARBED VNR 6 MM | 2 | PZ | VL1127A1 | 6MM BARBED T-SHAPED FITTING | 1 | PZ | VL1128A1 | D6 BARBED CHECK VALVE | 4 | PZ | VL1165A0 | BB6-AR6 STRAIGHT FITTING | 2 | PZ | VL1166A0 | BB6-AR6 L FITTING | 2 | PZ | VL1174C0 | D1.2 MM CALIBRATED NOZZLE | 2 | PZ | VL1191A0 | ONE WASHING DISTRIBUTOR OUTLETS KIT | 2 | PZ | VM2172A0 | PUMP-WITH-CI RCUIT LOCKING PIN | 4 | PZ |
| Code | Description | Qty | UOM | | | | | | | | | | | | | | | | | | | | | | | | | | | | | | | | | | | | | | | | | | | | | | | | | | | | | | | | | | | | | | | | | | |
| RC1242A0 | D=10 CLOSED CAP | 4 | PZ | | | | | | | | | | | | | | | | | | | | | | | | | | | | | | | | | | | | | | | | | | | | | | | | | | | | | | | | | | | | | | | | | | |
| TB2820A0 | 6X10 EPDM PIPE FOR WASHING SYSTEM | 2.920 | M | | | | | | | | | | | | | | | | | | | | | | | | | | | | | | | | | | | | | | | | | | | | | | | | | | | | | | | | | | | | | | | | | | |
| TB3132A0 | WHITE-BLUE EPDM TEXTILE BRAID HOSE 6X12 | 1.340 | M | | | | | | | | | | | | | | | | | | | | | | | | | | | | | | | | | | | | | | | | | | | | | | | | | | | | | | | | | | | | | | | | | | |
| V11220A1 | 4,2X12 TCB SELF-TAPPIN G SCREW | 2 | PZ | | | | | | | | | | | | | | | | | | | | | | | | | | | | | | | | | | | | | | | | | | | | | | | | | | | | | | | | | | | | | | | | | | |
| VL1019A0 | VIBRATION PUMP | 2 | PZ | | | | | | | | | | | | | | | | | | | | | | | | | | | | | | | | | | | | | | | | | | | | | | | | | | | | | | | | | | | | | | | | | | |
| VL1047A1 | D6 PIPE HOLDER - D8 J.G. TERMINAL | 2 | PZ | | | | | | | | | | | | | | | | | | | | | | | | | | | | | | | | | | | | | | | | | | | | | | | | | | | | | | | | | | | | | | | | | | |
| VL1054B0 | ONE WASHING SYS INLET DISTRIBUTOR | 2 | PZ | | | | | | | | | | | | | | | | | | | | | | | | | | | | | | | | | | | | | | | | | | | | | | | | | | | | | | | | | | | | | | | | | | |
| VL1102A1 | DETERGENT LINE FILTER + BARBED VNR 6 MM | 2 | PZ | | | | | | | | | | | | | | | | | | | | | | | | | | | | | | | | | | | | | | | | | | | | | | | | | | | | | | | | | | | | | | | | | | |
| VL1127A1 | 6MM BARBED T-SHAPED FITTING | 1 | PZ | | | | | | | | | | | | | | | | | | | | | | | | | | | | | | | | | | | | | | | | | | | | | | | | | | | | | | | | | | | | | | | | | | |
| VL1128A1 | D6 BARBED CHECK VALVE | 4 | PZ | | | | | | | | | | | | | | | | | | | | | | | | | | | | | | | | | | | | | | | | | | | | | | | | | | | | | | | | | | | | | | | | | | |
| VL1165A0 | BB6-AR6 STRAIGHT FITTING | 2 | PZ | | | | | | | | | | | | | | | | | | | | | | | | | | | | | | | | | | | | | | | | | | | | | | | | | | | | | | | | | | | | | | | | | | |
| VL1166A0 | BB6-AR6 L FITTING | 2 | PZ | | | | | | | | | | | | | | | | | | | | | | | | | | | | | | | | | | | | | | | | | | | | | | | | | | | | | | | | | | | | | | | | | | |
| VL1174C0 | D1.2 MM CALIBRATED NOZZLE | 2 | PZ | | | | | | | | | | | | | | | | | | | | | | | | | | | | | | | | | | | | | | | | | | | | | | | | | | | | | | | | | | | | | | | | | | |
| VL1191A0 | ONE WASHING DISTRIBUTOR OUTLETS KIT | 2 | PZ | | | | | | | | | | | | | | | | | | | | | | | | | | | | | | | | | | | | | | | | | | | | | | | | | | | | | | | | | | | | | | | | | | |
| VM2172A0 | PUMP-WITH-CI RCUIT LOCKING PIN | 4 | PZ | | | | | | | | | | | | | | | | | | | | | | | | | | | | | | | | | | | | | | | | | | | | | | | | | | | | | | | | | | | | | | | | | | |
| | | | KVL1225A | US HOOD WASHING SYSTEM KIT | <table border="1"> <thead> <tr> <th>Code</th> <th>Description</th> <th>Qty</th> <th>UOM</th> </tr> </thead> <tbody> <tr> <td>0H2213A1</td> <td>HOOD WATER CIRCUIT PLAT</td> <td>1</td> <td>PZ</td> </tr> <tr> <td>EL1450A0</td> <td>US SELF-CLEANIN G WATER SOLENOID</td> <td>2</td> <td>PZ</td> </tr> </tbody> </table> | Code | Description | Qty | UOM | 0H2213A1 | HOOD WATER CIRCUIT PLAT | 1 | PZ | EL1450A0 | US SELF-CLEANIN G WATER SOLENOID | 2 | PZ | | | | | | | | | | | | | | | | | | | | | | | | | | | | | | | | | | | | | | | | | | | | | | | | | | | | |
| Code | Description | Qty | UOM | | | | | | | | | | | | | | | | | | | | | | | | | | | | | | | | | | | | | | | | | | | | | | | | | | | | | | | | | | | | | | | | | | |
| 0H2213A1 | HOOD WATER CIRCUIT PLAT | 1 | PZ | | | | | | | | | | | | | | | | | | | | | | | | | | | | | | | | | | | | | | | | | | | | | | | | | | | | | | | | | | | | | | | | | | |
| EL1450A0 | US SELF-CLEANIN G WATER SOLENOID | 2 | PZ | | | | | | | | | | | | | | | | | | | | | | | | | | | | | | | | | | | | | | | | | | | | | | | | | | | | | | | | | | | | | | | | | | |

| COMPONENT | | | SPARE PART | | | | | | | | | | | | | | | | | | | | | | | | | | | | | | | | | | | | | | | | | | | | | | | | | | | | | | | | | | | | | | | | | | | | | | | | | | | | | | | | | | | | | | |
|-----------|---|---|------------|----------------------------|---|------|-------------|-----|-----|----------|--------------------------|---|----|----------|-------------------------------|---|----|----------|--------------------|----|----|----------|---------------------|---|----|----------|-----------------|---|----|----------|-----------------------------------|-------|---|----------|---|-------|---|----------|--------------------------------|---|----|----------|----------------|---|----|----------|-----------------------------------|---|----|----------|-----------------------------------|---|----|----------|---|---|----|----------|-----------------------------|---|----|----------|-----------------------|---|----|----------|--------------------------|---|----|----------|-------------------|---|----|----------|---------------------------|---|----|----------|-------------------------------------|---|----|----------|------------------------------------|---|----|----------|--------------------------------|---|----|
| Code | Description | Image | Code | Description | Components list | | | | | | | | | | | | | | | | | | | | | | | | | | | | | | | | | | | | | | | | | | | | | | | | | | | | | | | | | | | | | | | | | | | | | | | | | | | | | | | | | | | | |
| VL1165A | BB6-AR6 STRAIGHT FITTING |  | KVL1225A | US HOOD WASHING SYSTEM KIT | <table border="1"> <thead> <tr> <th>Code</th> <th>Description</th> <th>Qty</th> <th>UOM</th> </tr> </thead> <tbody> <tr> <td>GN1526A0</td> <td>INT. D.=6.9 TH=1.8 O-RIN</td> <td>5</td> <td>PZ</td> </tr> <tr> <td>RC1018A0</td> <td>ZINC PLATED D12 ELASTIC CLAMP</td> <td>5</td> <td>PZ</td> </tr> <tr> <td>RC1019A0</td> <td>D=10 ELASTIC CLAMP</td> <td>16</td> <td>PZ</td> </tr> <tr> <td>RC1131A0</td> <td>200X2.6 BLACK CLAMP</td> <td>1</td> <td>PZ</td> </tr> <tr> <td>RC1242A0</td> <td>D=10 CLOSED CAP</td> <td>2</td> <td>PZ</td> </tr> <tr> <td>TB2820A0</td> <td>6X10 EPDM PIPE FOR WASHING SYSTEM</td> <td>2.240</td> <td>M</td> </tr> <tr> <td>TB3132A0</td> <td>WHITE-BLUE EPDM TEXTILE BRAID HOSE 6X12</td> <td>0.440</td> <td>M</td> </tr> <tr> <td>VH1220A1</td> <td>4.2X12 TCB SELF-TAPPIN G SCREW</td> <td>3</td> <td>PZ</td> </tr> <tr> <td>VL1019A0</td> <td>VIBRATION PUMP</td> <td>1</td> <td>PZ</td> </tr> <tr> <td>VL1047A1</td> <td>D6 PIPE HOLDER - D8 J.G. TERMINAL</td> <td>1</td> <td>PZ</td> </tr> <tr> <td>VL1054B0</td> <td>ONE WASHING SYS INLET DISTRIBUTOR</td> <td>1</td> <td>PZ</td> </tr> <tr> <td>VL1102A1</td> <td>DETERGENT LINE FILTER + BARBED VNR 6 MM</td> <td>1</td> <td>PZ</td> </tr> <tr> <td>VL1127A1</td> <td>6MM BARBED T-SHAPED FITTING</td> <td>1</td> <td>PZ</td> </tr> <tr> <td>VL1128A1</td> <td>D6 BARBED CHECK VALVE</td> <td>2</td> <td>PZ</td> </tr> <tr> <td>VL1165A0</td> <td>BB6-AR6 STRAIGHT FITTING</td> <td>2</td> <td>PZ</td> </tr> <tr> <td>VL1166A0</td> <td>BB6-AR6 L FITTING</td> <td>2</td> <td>PZ</td> </tr> <tr> <td>VL1174C0</td> <td>D1.2 MM CALIBRATED NOZZLE</td> <td>1</td> <td>PZ</td> </tr> <tr> <td>VL1191A0</td> <td>ONE WASHING DISTRIBUTOR OUTLETS KIT</td> <td>1</td> <td>PZ</td> </tr> <tr> <td>VM1605A0</td> <td>CLIP TWIST LOCK DIAM. 10.2-12.7 MM</td> <td>2</td> <td>PZ</td> </tr> <tr> <td>VM2172A0</td> <td>PUMP-WITH-CI RCUIT LOCKING PIN</td> <td>5</td> <td>PZ</td> </tr> </tbody> </table> | Code | Description | Qty | UOM | GN1526A0 | INT. D.=6.9 TH=1.8 O-RIN | 5 | PZ | RC1018A0 | ZINC PLATED D12 ELASTIC CLAMP | 5 | PZ | RC1019A0 | D=10 ELASTIC CLAMP | 16 | PZ | RC1131A0 | 200X2.6 BLACK CLAMP | 1 | PZ | RC1242A0 | D=10 CLOSED CAP | 2 | PZ | TB2820A0 | 6X10 EPDM PIPE FOR WASHING SYSTEM | 2.240 | M | TB3132A0 | WHITE-BLUE EPDM TEXTILE BRAID HOSE 6X12 | 0.440 | M | VH1220A1 | 4.2X12 TCB SELF-TAPPIN G SCREW | 3 | PZ | VL1019A0 | VIBRATION PUMP | 1 | PZ | VL1047A1 | D6 PIPE HOLDER - D8 J.G. TERMINAL | 1 | PZ | VL1054B0 | ONE WASHING SYS INLET DISTRIBUTOR | 1 | PZ | VL1102A1 | DETERGENT LINE FILTER + BARBED VNR 6 MM | 1 | PZ | VL1127A1 | 6MM BARBED T-SHAPED FITTING | 1 | PZ | VL1128A1 | D6 BARBED CHECK VALVE | 2 | PZ | VL1165A0 | BB6-AR6 STRAIGHT FITTING | 2 | PZ | VL1166A0 | BB6-AR6 L FITTING | 2 | PZ | VL1174C0 | D1.2 MM CALIBRATED NOZZLE | 1 | PZ | VL1191A0 | ONE WASHING DISTRIBUTOR OUTLETS KIT | 1 | PZ | VM1605A0 | CLIP TWIST LOCK DIAM. 10.2-12.7 MM | 2 | PZ | VM2172A0 | PUMP-WITH-CI RCUIT LOCKING PIN | 5 | PZ |
| Code | Description | Qty | UOM | | | | | | | | | | | | | | | | | | | | | | | | | | | | | | | | | | | | | | | | | | | | | | | | | | | | | | | | | | | | | | | | | | | | | | | | | | | | | | | | | | | | | | |
| GN1526A0 | INT. D.=6.9 TH=1.8 O-RIN | 5 | PZ | | | | | | | | | | | | | | | | | | | | | | | | | | | | | | | | | | | | | | | | | | | | | | | | | | | | | | | | | | | | | | | | | | | | | | | | | | | | | | | | | | | | | | |
| RC1018A0 | ZINC PLATED D12 ELASTIC CLAMP | 5 | PZ | | | | | | | | | | | | | | | | | | | | | | | | | | | | | | | | | | | | | | | | | | | | | | | | | | | | | | | | | | | | | | | | | | | | | | | | | | | | | | | | | | | | | | |
| RC1019A0 | D=10 ELASTIC CLAMP | 16 | PZ | | | | | | | | | | | | | | | | | | | | | | | | | | | | | | | | | | | | | | | | | | | | | | | | | | | | | | | | | | | | | | | | | | | | | | | | | | | | | | | | | | | | | | |
| RC1131A0 | 200X2.6 BLACK CLAMP | 1 | PZ | | | | | | | | | | | | | | | | | | | | | | | | | | | | | | | | | | | | | | | | | | | | | | | | | | | | | | | | | | | | | | | | | | | | | | | | | | | | | | | | | | | | | | |
| RC1242A0 | D=10 CLOSED CAP | 2 | PZ | | | | | | | | | | | | | | | | | | | | | | | | | | | | | | | | | | | | | | | | | | | | | | | | | | | | | | | | | | | | | | | | | | | | | | | | | | | | | | | | | | | | | | |
| TB2820A0 | 6X10 EPDM PIPE FOR WASHING SYSTEM | 2.240 | M | | | | | | | | | | | | | | | | | | | | | | | | | | | | | | | | | | | | | | | | | | | | | | | | | | | | | | | | | | | | | | | | | | | | | | | | | | | | | | | | | | | | | | |
| TB3132A0 | WHITE-BLUE EPDM TEXTILE BRAID HOSE 6X12 | 0.440 | M | | | | | | | | | | | | | | | | | | | | | | | | | | | | | | | | | | | | | | | | | | | | | | | | | | | | | | | | | | | | | | | | | | | | | | | | | | | | | | | | | | | | | | |
| VH1220A1 | 4.2X12 TCB SELF-TAPPIN G SCREW | 3 | PZ | | | | | | | | | | | | | | | | | | | | | | | | | | | | | | | | | | | | | | | | | | | | | | | | | | | | | | | | | | | | | | | | | | | | | | | | | | | | | | | | | | | | | | |
| VL1019A0 | VIBRATION PUMP | 1 | PZ | | | | | | | | | | | | | | | | | | | | | | | | | | | | | | | | | | | | | | | | | | | | | | | | | | | | | | | | | | | | | | | | | | | | | | | | | | | | | | | | | | | | | | |
| VL1047A1 | D6 PIPE HOLDER - D8 J.G. TERMINAL | 1 | PZ | | | | | | | | | | | | | | | | | | | | | | | | | | | | | | | | | | | | | | | | | | | | | | | | | | | | | | | | | | | | | | | | | | | | | | | | | | | | | | | | | | | | | | |
| VL1054B0 | ONE WASHING SYS INLET DISTRIBUTOR | 1 | PZ | | | | | | | | | | | | | | | | | | | | | | | | | | | | | | | | | | | | | | | | | | | | | | | | | | | | | | | | | | | | | | | | | | | | | | | | | | | | | | | | | | | | | | |
| VL1102A1 | DETERGENT LINE FILTER + BARBED VNR 6 MM | 1 | PZ | | | | | | | | | | | | | | | | | | | | | | | | | | | | | | | | | | | | | | | | | | | | | | | | | | | | | | | | | | | | | | | | | | | | | | | | | | | | | | | | | | | | | | |
| VL1127A1 | 6MM BARBED T-SHAPED FITTING | 1 | PZ | | | | | | | | | | | | | | | | | | | | | | | | | | | | | | | | | | | | | | | | | | | | | | | | | | | | | | | | | | | | | | | | | | | | | | | | | | | | | | | | | | | | | | |
| VL1128A1 | D6 BARBED CHECK VALVE | 2 | PZ | | | | | | | | | | | | | | | | | | | | | | | | | | | | | | | | | | | | | | | | | | | | | | | | | | | | | | | | | | | | | | | | | | | | | | | | | | | | | | | | | | | | | | |
| VL1165A0 | BB6-AR6 STRAIGHT FITTING | 2 | PZ | | | | | | | | | | | | | | | | | | | | | | | | | | | | | | | | | | | | | | | | | | | | | | | | | | | | | | | | | | | | | | | | | | | | | | | | | | | | | | | | | | | | | | |
| VL1166A0 | BB6-AR6 L FITTING | 2 | PZ | | | | | | | | | | | | | | | | | | | | | | | | | | | | | | | | | | | | | | | | | | | | | | | | | | | | | | | | | | | | | | | | | | | | | | | | | | | | | | | | | | | | | | |
| VL1174C0 | D1.2 MM CALIBRATED NOZZLE | 1 | PZ | | | | | | | | | | | | | | | | | | | | | | | | | | | | | | | | | | | | | | | | | | | | | | | | | | | | | | | | | | | | | | | | | | | | | | | | | | | | | | | | | | | | | | |
| VL1191A0 | ONE WASHING DISTRIBUTOR OUTLETS KIT | 1 | PZ | | | | | | | | | | | | | | | | | | | | | | | | | | | | | | | | | | | | | | | | | | | | | | | | | | | | | | | | | | | | | | | | | | | | | | | | | | | | | | | | | | | | | | |
| VM1605A0 | CLIP TWIST LOCK DIAM. 10.2-12.7 MM | 2 | PZ | | | | | | | | | | | | | | | | | | | | | | | | | | | | | | | | | | | | | | | | | | | | | | | | | | | | | | | | | | | | | | | | | | | | | | | | | | | | | | | | | | | | | | |
| VM2172A0 | PUMP-WITH-CI RCUIT LOCKING PIN | 5 | PZ | | | | | | | | | | | | | | | | | | | | | | | | | | | | | | | | | | | | | | | | | | | | | | | | | | | | | | | | | | | | | | | | | | | | | | | | | | | | | | | | | | | | | | |


| COMPONENT | | | SPARE PART | | | | | | | | | | | | | | | | | | | | | | | | | | | | | | | | | | | | | | | | | | | | | | | | | | | | | | | | | | | | | | | | | | | | | | | | | | | | | | | | | | |
|-----------|---|---|------------|---------------------------------------|---|------|-------------|-----|-----|----------|---------------------------|---|----|----------|---------------------------|---|----|----------|--------------------------|---|----|----------|-------------------------------|---|----|----------|--------------------|----|----|----------|-----------------|---|----|----------|-----------------------------------|-------|---|----------|---|-------|---|----------|--------------------------------|---|----|----------|----------------|---|----|----------|-----------------------------------|---|----|----------|-----------------------------------|---|----|----------|---|---|----|----------|-----------------------|---|----|----------|--------------------------|---|----|----------|-------------------|---|----|----------|---------------------------|---|----|----------|-------------------------------------|---|----|----------|--------------------------------|---|----|
| Code | Description | Image | Code | Description | Components list | | | | | | | | | | | | | | | | | | | | | | | | | | | | | | | | | | | | | | | | | | | | | | | | | | | | | | | | | | | | | | | | | | | | | | | | | | | | | | | | |
| VL1165A | BB6-AR6 STRAIGHT FITTING |  | KVL1222A | EUR 0311 ONE PLUS CLEANING SYSTEM KIT | <table border="1"> <thead> <tr> <th>Code</th> <th>Description</th> <th>Qty</th> <th>UOM</th> </tr> </thead> <tbody> <tr> <td>0H2486A0</td> <td>0311 WASHING CIRCUIT PLAT</td> <td>1</td> <td>PZ</td> </tr> <tr> <td>EL1440A0</td> <td>WATER SELF CLEANING VALVE</td> <td>1</td> <td>PZ</td> </tr> <tr> <td>GN1526A0</td> <td>INT. D.=6.9 TH=1.8 O-RIN</td> <td>3</td> <td>PZ</td> </tr> <tr> <td>RC1018A0</td> <td>ZINC PLATED D12 ELASTIC CLAMP</td> <td>2</td> <td>PZ</td> </tr> <tr> <td>RC1019A0</td> <td>D=10 ELASTIC CLAMP</td> <td>14</td> <td>PZ</td> </tr> <tr> <td>RC1242A0</td> <td>D=10 CLOSED CAP</td> <td>2</td> <td>PZ</td> </tr> <tr> <td>TB2820A0</td> <td>6X10 EPDM PIPE FOR WASHING SYSTEM</td> <td>1.460</td> <td>M</td> </tr> <tr> <td>TB3132A0</td> <td>WHITE-BLUE EPDM TEXTILE BRAID HOSE 6X12</td> <td>0.670</td> <td>M</td> </tr> <tr> <td>VI1220A1</td> <td>4,2X12 TCB SELF-TAPPIN G SCREW</td> <td>4</td> <td>PZ</td> </tr> <tr> <td>VL1019A0</td> <td>VIBRATION PUMP</td> <td>1</td> <td>PZ</td> </tr> <tr> <td>VL1047A1</td> <td>D6 PIPE HOLDER - D8 J.G. TERMINAL</td> <td>1</td> <td>PZ</td> </tr> <tr> <td>VL1054B0</td> <td>ONE WASHING SYS INLET DISTRIBUTOR</td> <td>1</td> <td>PZ</td> </tr> <tr> <td>VL1102A1</td> <td>DETERGENT LINE FILTER + BARBED VNR 6 MM</td> <td>1</td> <td>PZ</td> </tr> <tr> <td>VL1128A1</td> <td>D6 BARBED CHECK VALVE</td> <td>2</td> <td>PZ</td> </tr> <tr> <td>VL1165A0</td> <td>BB6-AR6 STRAIGHT FITTING</td> <td>1</td> <td>PZ</td> </tr> <tr> <td>VL1166A0</td> <td>BB6-AR6 L FITTING</td> <td>1</td> <td>PZ</td> </tr> <tr> <td>VL1174C0</td> <td>D1.2 MM CALIBRATED NOZZLE</td> <td>1</td> <td>PZ</td> </tr> <tr> <td>VL1191A0</td> <td>ONE WASHING DISTRIBUTOR OUTLETS KIT</td> <td>1</td> <td>PZ</td> </tr> <tr> <td>VM2172A0</td> <td>PUMP-WITH-CI RCUIT LOCKING PIN</td> <td>3</td> <td>PZ</td> </tr> </tbody> </table> | Code | Description | Qty | UOM | 0H2486A0 | 0311 WASHING CIRCUIT PLAT | 1 | PZ | EL1440A0 | WATER SELF CLEANING VALVE | 1 | PZ | GN1526A0 | INT. D.=6.9 TH=1.8 O-RIN | 3 | PZ | RC1018A0 | ZINC PLATED D12 ELASTIC CLAMP | 2 | PZ | RC1019A0 | D=10 ELASTIC CLAMP | 14 | PZ | RC1242A0 | D=10 CLOSED CAP | 2 | PZ | TB2820A0 | 6X10 EPDM PIPE FOR WASHING SYSTEM | 1.460 | M | TB3132A0 | WHITE-BLUE EPDM TEXTILE BRAID HOSE 6X12 | 0.670 | M | VI1220A1 | 4,2X12 TCB SELF-TAPPIN G SCREW | 4 | PZ | VL1019A0 | VIBRATION PUMP | 1 | PZ | VL1047A1 | D6 PIPE HOLDER - D8 J.G. TERMINAL | 1 | PZ | VL1054B0 | ONE WASHING SYS INLET DISTRIBUTOR | 1 | PZ | VL1102A1 | DETERGENT LINE FILTER + BARBED VNR 6 MM | 1 | PZ | VL1128A1 | D6 BARBED CHECK VALVE | 2 | PZ | VL1165A0 | BB6-AR6 STRAIGHT FITTING | 1 | PZ | VL1166A0 | BB6-AR6 L FITTING | 1 | PZ | VL1174C0 | D1.2 MM CALIBRATED NOZZLE | 1 | PZ | VL1191A0 | ONE WASHING DISTRIBUTOR OUTLETS KIT | 1 | PZ | VM2172A0 | PUMP-WITH-CI RCUIT LOCKING PIN | 3 | PZ |
| Code | Description | Qty | UOM | | | | | | | | | | | | | | | | | | | | | | | | | | | | | | | | | | | | | | | | | | | | | | | | | | | | | | | | | | | | | | | | | | | | | | | | | | | | | | | | | | |
| 0H2486A0 | 0311 WASHING CIRCUIT PLAT | 1 | PZ | | | | | | | | | | | | | | | | | | | | | | | | | | | | | | | | | | | | | | | | | | | | | | | | | | | | | | | | | | | | | | | | | | | | | | | | | | | | | | | | | | |
| EL1440A0 | WATER SELF CLEANING VALVE | 1 | PZ | | | | | | | | | | | | | | | | | | | | | | | | | | | | | | | | | | | | | | | | | | | | | | | | | | | | | | | | | | | | | | | | | | | | | | | | | | | | | | | | | | |
| GN1526A0 | INT. D.=6.9 TH=1.8 O-RIN | 3 | PZ | | | | | | | | | | | | | | | | | | | | | | | | | | | | | | | | | | | | | | | | | | | | | | | | | | | | | | | | | | | | | | | | | | | | | | | | | | | | | | | | | | |
| RC1018A0 | ZINC PLATED D12 ELASTIC CLAMP | 2 | PZ | | | | | | | | | | | | | | | | | | | | | | | | | | | | | | | | | | | | | | | | | | | | | | | | | | | | | | | | | | | | | | | | | | | | | | | | | | | | | | | | | | |
| RC1019A0 | D=10 ELASTIC CLAMP | 14 | PZ | | | | | | | | | | | | | | | | | | | | | | | | | | | | | | | | | | | | | | | | | | | | | | | | | | | | | | | | | | | | | | | | | | | | | | | | | | | | | | | | | | |
| RC1242A0 | D=10 CLOSED CAP | 2 | PZ | | | | | | | | | | | | | | | | | | | | | | | | | | | | | | | | | | | | | | | | | | | | | | | | | | | | | | | | | | | | | | | | | | | | | | | | | | | | | | | | | | |
| TB2820A0 | 6X10 EPDM PIPE FOR WASHING SYSTEM | 1.460 | M | | | | | | | | | | | | | | | | | | | | | | | | | | | | | | | | | | | | | | | | | | | | | | | | | | | | | | | | | | | | | | | | | | | | | | | | | | | | | | | | | | |
| TB3132A0 | WHITE-BLUE EPDM TEXTILE BRAID HOSE 6X12 | 0.670 | M | | | | | | | | | | | | | | | | | | | | | | | | | | | | | | | | | | | | | | | | | | | | | | | | | | | | | | | | | | | | | | | | | | | | | | | | | | | | | | | | | | |
| VI1220A1 | 4,2X12 TCB SELF-TAPPIN G SCREW | 4 | PZ | | | | | | | | | | | | | | | | | | | | | | | | | | | | | | | | | | | | | | | | | | | | | | | | | | | | | | | | | | | | | | | | | | | | | | | | | | | | | | | | | | |
| VL1019A0 | VIBRATION PUMP | 1 | PZ | | | | | | | | | | | | | | | | | | | | | | | | | | | | | | | | | | | | | | | | | | | | | | | | | | | | | | | | | | | | | | | | | | | | | | | | | | | | | | | | | | |
| VL1047A1 | D6 PIPE HOLDER - D8 J.G. TERMINAL | 1 | PZ | | | | | | | | | | | | | | | | | | | | | | | | | | | | | | | | | | | | | | | | | | | | | | | | | | | | | | | | | | | | | | | | | | | | | | | | | | | | | | | | | | |
| VL1054B0 | ONE WASHING SYS INLET DISTRIBUTOR | 1 | PZ | | | | | | | | | | | | | | | | | | | | | | | | | | | | | | | | | | | | | | | | | | | | | | | | | | | | | | | | | | | | | | | | | | | | | | | | | | | | | | | | | | |
| VL1102A1 | DETERGENT LINE FILTER + BARBED VNR 6 MM | 1 | PZ | | | | | | | | | | | | | | | | | | | | | | | | | | | | | | | | | | | | | | | | | | | | | | | | | | | | | | | | | | | | | | | | | | | | | | | | | | | | | | | | | | |
| VL1128A1 | D6 BARBED CHECK VALVE | 2 | PZ | | | | | | | | | | | | | | | | | | | | | | | | | | | | | | | | | | | | | | | | | | | | | | | | | | | | | | | | | | | | | | | | | | | | | | | | | | | | | | | | | | |
| VL1165A0 | BB6-AR6 STRAIGHT FITTING | 1 | PZ | | | | | | | | | | | | | | | | | | | | | | | | | | | | | | | | | | | | | | | | | | | | | | | | | | | | | | | | | | | | | | | | | | | | | | | | | | | | | | | | | | |
| VL1166A0 | BB6-AR6 L FITTING | 1 | PZ | | | | | | | | | | | | | | | | | | | | | | | | | | | | | | | | | | | | | | | | | | | | | | | | | | | | | | | | | | | | | | | | | | | | | | | | | | | | | | | | | | |
| VL1174C0 | D1.2 MM CALIBRATED NOZZLE | 1 | PZ | | | | | | | | | | | | | | | | | | | | | | | | | | | | | | | | | | | | | | | | | | | | | | | | | | | | | | | | | | | | | | | | | | | | | | | | | | | | | | | | | | |
| VL1191A0 | ONE WASHING DISTRIBUTOR OUTLETS KIT | 1 | PZ | | | | | | | | | | | | | | | | | | | | | | | | | | | | | | | | | | | | | | | | | | | | | | | | | | | | | | | | | | | | | | | | | | | | | | | | | | | | | | | | | | |
| VM2172A0 | PUMP-WITH-CI RCUIT LOCKING PIN | 3 | PZ | | | | | | | | | | | | | | | | | | | | | | | | | | | | | | | | | | | | | | | | | | | | | | | | | | | | | | | | | | | | | | | | | | | | | | | | | | | | | | | | | | |

| COMPONENT | | | SPARE PART | | | | | | | | | | | | | | | | | | | | | | | | | | | | | | | | | | | | | | | | | | | | | | | | | | | | | | | | | | | | | | | | | | | | | | | | | | | | | | | | | | |
|-----------|---|---|------------|------------------------------------|---|------|-------------|-----|-----|----------|--|---|----|----------|---------------------------------|---|----|----------|--|---|----|----------|---------------------------|---|----|----------|-------------------------------|---|----|----------|--------------------|----|----|----------|--------------|---|----|----------|---------------------|---|----|----------|-----------------|---|----|----------|---|---|----|----------|-----------------------------------|-------|---|----------|---|-------|---|----------|-------------------------------|---|----|----------|----------------|---|----|----------|-----------------------------------|---|----|----------|--------------------------------------|---|----|----------|-------------------------------|---|----|----------|---|---|----|----------|-----------------------|---|----|
| Code | Description | Image | Code | Description | Components list | | | | | | | | | | | | | | | | | | | | | | | | | | | | | | | | | | | | | | | | | | | | | | | | | | | | | | | | | | | | | | | | | | | | | | | | | | | | | | | | |
| VL1165A | BB6-AR6 STRAIGHT FITTING |  | KVL1213A | US PLUS COMPACT WASHING SYSTEM KIT | <table border="1"> <thead> <tr> <th>Code</th> <th>Description</th> <th>Qty</th> <th>UOM</th> </tr> </thead> <tbody> <tr> <td>0H2428A0</td> <td></td> <td>1</td> <td>PZ</td> </tr> <tr> <td>EL1450A0</td> <td>US SELF-CLEANING WATER SOLENOID</td> <td>3</td> <td>PZ</td> </tr> <tr> <td>GN1312A0</td> <td>RUBBER CABLE-PASSING DE=26 DI=15 SP=10</td> <td>1</td> <td>PZ</td> </tr> <tr> <td>GN1526A0</td> <td>INT. D.=6.9 TH=1.8 O-RING</td> <td>7</td> <td>PZ</td> </tr> <tr> <td>RC1018A0</td> <td>ZINC PLATED D12 ELASTIC CLAMP</td> <td>3</td> <td>PZ</td> </tr> <tr> <td>RC1019A0</td> <td>D=10 ELASTIC CLAMP</td> <td>14</td> <td>PZ</td> </tr> <tr> <td>RC1130A0</td> <td>130X2,6 CLAM</td> <td>1</td> <td>PZ</td> </tr> <tr> <td>RC1131A0</td> <td>200X2,6 BLACK CLAMP</td> <td>1</td> <td>PZ</td> </tr> <tr> <td>RC1242A0</td> <td>D=10 CLOSED CAP</td> <td>2</td> <td>PZ</td> </tr> <tr> <td>RC1356A0</td> <td>"STRAIGHT THREADED FEMALE END 8X1/4" BS</td> <td>1</td> <td>PZ</td> </tr> <tr> <td>TB2820A0</td> <td>6X10 EPDM PIPE FOR WASHING SYSTEM</td> <td>0.790</td> <td>M</td> </tr> <tr> <td>TB3132A0</td> <td>WHITE-BLUE EPDM TEXTILE BRAID HOSE 6X12</td> <td>1.400</td> <td>M</td> </tr> <tr> <td>VI1220A1</td> <td>4,2X12 TCB SELF-TAPPING SCREW</td> <td>3</td> <td>PZ</td> </tr> <tr> <td>VL1019A0</td> <td>VIBRATION PUMP</td> <td>1</td> <td>PZ</td> </tr> <tr> <td>VL1047A1</td> <td>D6 PIPE HOLDER - D6 J.G. TERMINAL</td> <td>1</td> <td>PZ</td> </tr> <tr> <td>VL1054B0</td> <td>ONE WASHING SYSTEM INLET DISTRIBUTOR</td> <td>1</td> <td>PZ</td> </tr> <tr> <td>VL1065A1</td> <td>1/4 MALE N.O. PRESSURE SWITCH</td> <td>1</td> <td>PZ</td> </tr> <tr> <td>VL1102A1</td> <td>DETERGENT LINE FILTER + BARBED VNR 6 MM</td> <td>1</td> <td>PZ</td> </tr> <tr> <td>VL1128A1</td> <td>D6 BARBED CHECK VALVE</td> <td>2</td> <td>PZ</td> </tr> </tbody> </table> | Code | Description | Qty | UOM | 0H2428A0 | | 1 | PZ | EL1450A0 | US SELF-CLEANING WATER SOLENOID | 3 | PZ | GN1312A0 | RUBBER CABLE-PASSING DE=26 DI=15 SP=10 | 1 | PZ | GN1526A0 | INT. D.=6.9 TH=1.8 O-RING | 7 | PZ | RC1018A0 | ZINC PLATED D12 ELASTIC CLAMP | 3 | PZ | RC1019A0 | D=10 ELASTIC CLAMP | 14 | PZ | RC1130A0 | 130X2,6 CLAM | 1 | PZ | RC1131A0 | 200X2,6 BLACK CLAMP | 1 | PZ | RC1242A0 | D=10 CLOSED CAP | 2 | PZ | RC1356A0 | "STRAIGHT THREADED FEMALE END 8X1/4" BS | 1 | PZ | TB2820A0 | 6X10 EPDM PIPE FOR WASHING SYSTEM | 0.790 | M | TB3132A0 | WHITE-BLUE EPDM TEXTILE BRAID HOSE 6X12 | 1.400 | M | VI1220A1 | 4,2X12 TCB SELF-TAPPING SCREW | 3 | PZ | VL1019A0 | VIBRATION PUMP | 1 | PZ | VL1047A1 | D6 PIPE HOLDER - D6 J.G. TERMINAL | 1 | PZ | VL1054B0 | ONE WASHING SYSTEM INLET DISTRIBUTOR | 1 | PZ | VL1065A1 | 1/4 MALE N.O. PRESSURE SWITCH | 1 | PZ | VL1102A1 | DETERGENT LINE FILTER + BARBED VNR 6 MM | 1 | PZ | VL1128A1 | D6 BARBED CHECK VALVE | 2 | PZ |
| Code | Description | Qty | UOM | | | | | | | | | | | | | | | | | | | | | | | | | | | | | | | | | | | | | | | | | | | | | | | | | | | | | | | | | | | | | | | | | | | | | | | | | | | | | | | | | | |
| 0H2428A0 | | 1 | PZ | | | | | | | | | | | | | | | | | | | | | | | | | | | | | | | | | | | | | | | | | | | | | | | | | | | | | | | | | | | | | | | | | | | | | | | | | | | | | | | | | | |
| EL1450A0 | US SELF-CLEANING WATER SOLENOID | 3 | PZ | | | | | | | | | | | | | | | | | | | | | | | | | | | | | | | | | | | | | | | | | | | | | | | | | | | | | | | | | | | | | | | | | | | | | | | | | | | | | | | | | | |
| GN1312A0 | RUBBER CABLE-PASSING DE=26 DI=15 SP=10 | 1 | PZ | | | | | | | | | | | | | | | | | | | | | | | | | | | | | | | | | | | | | | | | | | | | | | | | | | | | | | | | | | | | | | | | | | | | | | | | | | | | | | | | | | |
| GN1526A0 | INT. D.=6.9 TH=1.8 O-RING | 7 | PZ | | | | | | | | | | | | | | | | | | | | | | | | | | | | | | | | | | | | | | | | | | | | | | | | | | | | | | | | | | | | | | | | | | | | | | | | | | | | | | | | | | |
| RC1018A0 | ZINC PLATED D12 ELASTIC CLAMP | 3 | PZ | | | | | | | | | | | | | | | | | | | | | | | | | | | | | | | | | | | | | | | | | | | | | | | | | | | | | | | | | | | | | | | | | | | | | | | | | | | | | | | | | | |
| RC1019A0 | D=10 ELASTIC CLAMP | 14 | PZ | | | | | | | | | | | | | | | | | | | | | | | | | | | | | | | | | | | | | | | | | | | | | | | | | | | | | | | | | | | | | | | | | | | | | | | | | | | | | | | | | | |
| RC1130A0 | 130X2,6 CLAM | 1 | PZ | | | | | | | | | | | | | | | | | | | | | | | | | | | | | | | | | | | | | | | | | | | | | | | | | | | | | | | | | | | | | | | | | | | | | | | | | | | | | | | | | | |
| RC1131A0 | 200X2,6 BLACK CLAMP | 1 | PZ | | | | | | | | | | | | | | | | | | | | | | | | | | | | | | | | | | | | | | | | | | | | | | | | | | | | | | | | | | | | | | | | | | | | | | | | | | | | | | | | | | |
| RC1242A0 | D=10 CLOSED CAP | 2 | PZ | | | | | | | | | | | | | | | | | | | | | | | | | | | | | | | | | | | | | | | | | | | | | | | | | | | | | | | | | | | | | | | | | | | | | | | | | | | | | | | | | | |
| RC1356A0 | "STRAIGHT THREADED FEMALE END 8X1/4" BS | 1 | PZ | | | | | | | | | | | | | | | | | | | | | | | | | | | | | | | | | | | | | | | | | | | | | | | | | | | | | | | | | | | | | | | | | | | | | | | | | | | | | | | | | | |
| TB2820A0 | 6X10 EPDM PIPE FOR WASHING SYSTEM | 0.790 | M | | | | | | | | | | | | | | | | | | | | | | | | | | | | | | | | | | | | | | | | | | | | | | | | | | | | | | | | | | | | | | | | | | | | | | | | | | | | | | | | | | |
| TB3132A0 | WHITE-BLUE EPDM TEXTILE BRAID HOSE 6X12 | 1.400 | M | | | | | | | | | | | | | | | | | | | | | | | | | | | | | | | | | | | | | | | | | | | | | | | | | | | | | | | | | | | | | | | | | | | | | | | | | | | | | | | | | | |
| VI1220A1 | 4,2X12 TCB SELF-TAPPING SCREW | 3 | PZ | | | | | | | | | | | | | | | | | | | | | | | | | | | | | | | | | | | | | | | | | | | | | | | | | | | | | | | | | | | | | | | | | | | | | | | | | | | | | | | | | | |
| VL1019A0 | VIBRATION PUMP | 1 | PZ | | | | | | | | | | | | | | | | | | | | | | | | | | | | | | | | | | | | | | | | | | | | | | | | | | | | | | | | | | | | | | | | | | | | | | | | | | | | | | | | | | |
| VL1047A1 | D6 PIPE HOLDER - D6 J.G. TERMINAL | 1 | PZ | | | | | | | | | | | | | | | | | | | | | | | | | | | | | | | | | | | | | | | | | | | | | | | | | | | | | | | | | | | | | | | | | | | | | | | | | | | | | | | | | | |
| VL1054B0 | ONE WASHING SYSTEM INLET DISTRIBUTOR | 1 | PZ | | | | | | | | | | | | | | | | | | | | | | | | | | | | | | | | | | | | | | | | | | | | | | | | | | | | | | | | | | | | | | | | | | | | | | | | | | | | | | | | | | |
| VL1065A1 | 1/4 MALE N.O. PRESSURE SWITCH | 1 | PZ | | | | | | | | | | | | | | | | | | | | | | | | | | | | | | | | | | | | | | | | | | | | | | | | | | | | | | | | | | | | | | | | | | | | | | | | | | | | | | | | | | |
| VL1102A1 | DETERGENT LINE FILTER + BARBED VNR 6 MM | 1 | PZ | | | | | | | | | | | | | | | | | | | | | | | | | | | | | | | | | | | | | | | | | | | | | | | | | | | | | | | | | | | | | | | | | | | | | | | | | | | | | | | | | | |
| VL1128A1 | D6 BARBED CHECK VALVE | 2 | PZ | | | | | | | | | | | | | | | | | | | | | | | | | | | | | | | | | | | | | | | | | | | | | | | | | | | | | | | | | | | | | | | | | | | | | | | | | | | | | | | | | | |


| COMPONENT | | | SPARE PART | | | | | | | | | | | | | | | | | | | | | | | | | | | | | | | | | | | | | | | | | | | | | | | | | | | | | | | | | | | | | | | | | | |
|-----------|---|---|------------|--------------------------------------|---|------|-------------|-----|-----|----------|--------------------------|---|----|----------|---------------------------|---|----|----------|---|---|----|----------|---------------------------------|---|----|----------|-------------------------------|---|----|----------|--------------------|----|----|----------|--------------|---|----|----------|---------------------|---|----|----------|-----------------|---|----|----------|---|---|----|----------|-----------------------------------|-------|---|----------|---|-------|---|----------|--------------------------------|---|----|----------|----------------|---|----|----------|-----------------------------------|---|----|
| Code | Description | Image | Code | Description | Components list | | | | | | | | | | | | | | | | | | | | | | | | | | | | | | | | | | | | | | | | | | | | | | | | | | | | | | | | | | | | | | | | |
| VL1165A | BB6-AR6 STRAIGHT FITTING |  | KVL1213A | US PLUS COMPACT WASHING SYSTEM KIT | <table border="1"> <thead> <tr> <th>Code</th> <th>Description</th> <th>Qty</th> <th>UOM</th> </tr> </thead> <tbody> <tr> <td>VL1165A0</td> <td>BB6-AR6 STRAIGHT FITTING</td> <td>1</td> <td>PZ</td> </tr> <tr> <td>VL1166A0</td> <td>BB6-AR6 L FITTING</td> <td>3</td> <td>PZ</td> </tr> <tr> <td>VL1174C0</td> <td>D1.2 MM CALIBRATED NOZZLE</td> <td>1</td> <td>PZ</td> </tr> <tr> <td>VL1185A0</td> <td>2 WAYS PLUS WASHING DISTRIBUTOR</td> <td>1</td> <td>PZ</td> </tr> <tr> <td>VM2172A0</td> <td>PUMP-WITH-RCUIT LOCKING PIN</td> <td>6</td> <td>PZ</td> </tr> </tbody> </table> | Code | Description | Qty | UOM | VL1165A0 | BB6-AR6 STRAIGHT FITTING | 1 | PZ | VL1166A0 | BB6-AR6 L FITTING | 3 | PZ | VL1174C0 | D1.2 MM CALIBRATED NOZZLE | 1 | PZ | VL1185A0 | 2 WAYS PLUS WASHING DISTRIBUTOR | 1 | PZ | VM2172A0 | PUMP-WITH-RCUIT LOCKING PIN | 6 | PZ | | | | | | | | | | | | | | | | | | | | | | | | | | | | | | | | | | | | | | | | |
| Code | Description | Qty | UOM | | | | | | | | | | | | | | | | | | | | | | | | | | | | | | | | | | | | | | | | | | | | | | | | | | | | | | | | | | | | | | | | | | |
| VL1165A0 | BB6-AR6 STRAIGHT FITTING | 1 | PZ | | | | | | | | | | | | | | | | | | | | | | | | | | | | | | | | | | | | | | | | | | | | | | | | | | | | | | | | | | | | | | | | | | |
| VL1166A0 | BB6-AR6 L FITTING | 3 | PZ | | | | | | | | | | | | | | | | | | | | | | | | | | | | | | | | | | | | | | | | | | | | | | | | | | | | | | | | | | | | | | | | | | |
| VL1174C0 | D1.2 MM CALIBRATED NOZZLE | 1 | PZ | | | | | | | | | | | | | | | | | | | | | | | | | | | | | | | | | | | | | | | | | | | | | | | | | | | | | | | | | | | | | | | | | | |
| VL1185A0 | 2 WAYS PLUS WASHING DISTRIBUTOR | 1 | PZ | | | | | | | | | | | | | | | | | | | | | | | | | | | | | | | | | | | | | | | | | | | | | | | | | | | | | | | | | | | | | | | | | | |
| VM2172A0 | PUMP-WITH-RCUIT LOCKING PIN | 6 | PZ | | | | | | | | | | | | | | | | | | | | | | | | | | | | | | | | | | | | | | | | | | | | | | | | | | | | | | | | | | | | | | | | | | |
| | | | KVL1212A | EUR COMPACT PLUS CLEANING SYSTEM KIT | <table border="1"> <thead> <tr> <th>Code</th> <th>Description</th> <th>Qty</th> <th>UOM</th> </tr> </thead> <tbody> <tr> <td>0H2428A0</td> <td></td> <td>1</td> <td>PZ</td> </tr> <tr> <td>EL1440A0</td> <td>WATER SELF CLEANING VALVE</td> <td>3</td> <td>PZ</td> </tr> <tr> <td>GN1312A0</td> <td>RUBBER CABLE-PASSI NG DE=26 DI=15 SP=10</td> <td>1</td> <td>PZ</td> </tr> <tr> <td>GN1526A0</td> <td>INT. D.=6.9 TH=1.8 O-RIN</td> <td>7</td> <td>PZ</td> </tr> <tr> <td>RC1018A0</td> <td>ZINC PLATED D12 ELASTIC CLAMP</td> <td>3</td> <td>PZ</td> </tr> <tr> <td>RC1019A0</td> <td>D=10 ELASTIC CLAMP</td> <td>14</td> <td>PZ</td> </tr> <tr> <td>RC1130A0</td> <td>130X2,6 CLAM</td> <td>1</td> <td>PZ</td> </tr> <tr> <td>RC1131A0</td> <td>200X2.6 BLACK CLAMP</td> <td>1</td> <td>PZ</td> </tr> <tr> <td>RC1242A0</td> <td>D=10 CLOSED CAP</td> <td>2</td> <td>PZ</td> </tr> <tr> <td>RC1356A0</td> <td>"STRAIGHT THREADED FEMALE END 8X1/4" BS</td> <td>1</td> <td>PZ</td> </tr> <tr> <td>TB2820A0</td> <td>6X10 EPDM PIPE FOR WASHING SYSTEM</td> <td>1.340</td> <td>M</td> </tr> <tr> <td>TB3132A0</td> <td>WHITE-BLUE EPDM TEXTILE BRAID HOSE 6X12</td> <td>1.400</td> <td>M</td> </tr> <tr> <td>V11220A1</td> <td>4,2X12 TCB SELF-TAPPIN G SCREW</td> <td>3</td> <td>PZ</td> </tr> <tr> <td>VL1019A0</td> <td>VIBRATION PUMP</td> <td>1</td> <td>PZ</td> </tr> <tr> <td>VL1047A1</td> <td>D6 PIPE HOLDER - D8 J.G. TERMINAL</td> <td>1</td> <td>PZ</td> </tr> </tbody> </table> | Code | Description | Qty | UOM | 0H2428A0 | | 1 | PZ | EL1440A0 | WATER SELF CLEANING VALVE | 3 | PZ | GN1312A0 | RUBBER CABLE-PASSI NG DE=26 DI=15 SP=10 | 1 | PZ | GN1526A0 | INT. D.=6.9 TH=1.8 O-RIN | 7 | PZ | RC1018A0 | ZINC PLATED D12 ELASTIC CLAMP | 3 | PZ | RC1019A0 | D=10 ELASTIC CLAMP | 14 | PZ | RC1130A0 | 130X2,6 CLAM | 1 | PZ | RC1131A0 | 200X2.6 BLACK CLAMP | 1 | PZ | RC1242A0 | D=10 CLOSED CAP | 2 | PZ | RC1356A0 | "STRAIGHT THREADED FEMALE END 8X1/4" BS | 1 | PZ | TB2820A0 | 6X10 EPDM PIPE FOR WASHING SYSTEM | 1.340 | M | TB3132A0 | WHITE-BLUE EPDM TEXTILE BRAID HOSE 6X12 | 1.400 | M | V11220A1 | 4,2X12 TCB SELF-TAPPIN G SCREW | 3 | PZ | VL1019A0 | VIBRATION PUMP | 1 | PZ | VL1047A1 | D6 PIPE HOLDER - D8 J.G. TERMINAL | 1 | PZ |
| Code | Description | Qty | UOM | | | | | | | | | | | | | | | | | | | | | | | | | | | | | | | | | | | | | | | | | | | | | | | | | | | | | | | | | | | | | | | | | | |
| 0H2428A0 | | 1 | PZ | | | | | | | | | | | | | | | | | | | | | | | | | | | | | | | | | | | | | | | | | | | | | | | | | | | | | | | | | | | | | | | | | | |
| EL1440A0 | WATER SELF CLEANING VALVE | 3 | PZ | | | | | | | | | | | | | | | | | | | | | | | | | | | | | | | | | | | | | | | | | | | | | | | | | | | | | | | | | | | | | | | | | | |
| GN1312A0 | RUBBER CABLE-PASSI NG DE=26 DI=15 SP=10 | 1 | PZ | | | | | | | | | | | | | | | | | | | | | | | | | | | | | | | | | | | | | | | | | | | | | | | | | | | | | | | | | | | | | | | | | | |
| GN1526A0 | INT. D.=6.9 TH=1.8 O-RIN | 7 | PZ | | | | | | | | | | | | | | | | | | | | | | | | | | | | | | | | | | | | | | | | | | | | | | | | | | | | | | | | | | | | | | | | | | |
| RC1018A0 | ZINC PLATED D12 ELASTIC CLAMP | 3 | PZ | | | | | | | | | | | | | | | | | | | | | | | | | | | | | | | | | | | | | | | | | | | | | | | | | | | | | | | | | | | | | | | | | | |
| RC1019A0 | D=10 ELASTIC CLAMP | 14 | PZ | | | | | | | | | | | | | | | | | | | | | | | | | | | | | | | | | | | | | | | | | | | | | | | | | | | | | | | | | | | | | | | | | | |
| RC1130A0 | 130X2,6 CLAM | 1 | PZ | | | | | | | | | | | | | | | | | | | | | | | | | | | | | | | | | | | | | | | | | | | | | | | | | | | | | | | | | | | | | | | | | | |
| RC1131A0 | 200X2.6 BLACK CLAMP | 1 | PZ | | | | | | | | | | | | | | | | | | | | | | | | | | | | | | | | | | | | | | | | | | | | | | | | | | | | | | | | | | | | | | | | | | |
| RC1242A0 | D=10 CLOSED CAP | 2 | PZ | | | | | | | | | | | | | | | | | | | | | | | | | | | | | | | | | | | | | | | | | | | | | | | | | | | | | | | | | | | | | | | | | | |
| RC1356A0 | "STRAIGHT THREADED FEMALE END 8X1/4" BS | 1 | PZ | | | | | | | | | | | | | | | | | | | | | | | | | | | | | | | | | | | | | | | | | | | | | | | | | | | | | | | | | | | | | | | | | | |
| TB2820A0 | 6X10 EPDM PIPE FOR WASHING SYSTEM | 1.340 | M | | | | | | | | | | | | | | | | | | | | | | | | | | | | | | | | | | | | | | | | | | | | | | | | | | | | | | | | | | | | | | | | | | |
| TB3132A0 | WHITE-BLUE EPDM TEXTILE BRAID HOSE 6X12 | 1.400 | M | | | | | | | | | | | | | | | | | | | | | | | | | | | | | | | | | | | | | | | | | | | | | | | | | | | | | | | | | | | | | | | | | | |
| V11220A1 | 4,2X12 TCB SELF-TAPPIN G SCREW | 3 | PZ | | | | | | | | | | | | | | | | | | | | | | | | | | | | | | | | | | | | | | | | | | | | | | | | | | | | | | | | | | | | | | | | | | |
| VL1019A0 | VIBRATION PUMP | 1 | PZ | | | | | | | | | | | | | | | | | | | | | | | | | | | | | | | | | | | | | | | | | | | | | | | | | | | | | | | | | | | | | | | | | | |
| VL1047A1 | D6 PIPE HOLDER - D8 J.G. TERMINAL | 1 | PZ | | | | | | | | | | | | | | | | | | | | | | | | | | | | | | | | | | | | | | | | | | | | | | | | | | | | | | | | | | | | | | | | | | |


| COMPONENT | | | SPARE PART | | | | | | | | | | | | | | | | | | | | | | | | | | | | | | | | | | | | | | | | | | | | | | | | | | |
|-----------|---|---|------------|--|---|------|-------------|-----|-----|----------|-----------------------------------|---|----|----------|-------------------------------|---|----|----------|---|---|----|----------|-------------------------------|---|----|----------|--------------------------|----|----|----------|-------------------|---|----|----------|---------------------------|---|----|----------|-----------------------------------|-------|----|----------|---|-------|----|----------|--------------------------------|---|----|----------|----------------|---|----|
| Code | Description | Image | Code | Description | Components list | | | | | | | | | | | | | | | | | | | | | | | | | | | | | | | | | | | | | | | | | | | | | | | | |
| VL1165A | BB6-AR6 STRAIGHT FITTING |  | KVL1212A | EUR COMPACT PLUS CLEANING SYSTEM KIT | <table border="1"> <thead> <tr> <th>Code</th> <th>Description</th> <th>Qty</th> <th>UOM</th> </tr> </thead> <tbody> <tr> <td>VL1054B0</td> <td>ONE WASHING SYS INLET DISTRIBUTOR</td> <td>1</td> <td>PZ</td> </tr> <tr> <td>VL1065A1</td> <td>1/4 MALE N.O. PRESSURE SWITCH</td> <td>1</td> <td>PZ</td> </tr> <tr> <td>VL1102A1</td> <td>DETERGENT LINE FILTER + BARBED VNR 6 MM</td> <td>1</td> <td>PZ</td> </tr> <tr> <td>VL1128A1</td> <td>D6 BARBED CHECK VALVE</td> <td>2</td> <td>PZ</td> </tr> <tr> <td>VL1165A0</td> <td>BB6-AR6 STRAIGHT FITTING</td> <td>1</td> <td>PZ</td> </tr> <tr> <td>VL1166A0</td> <td>BB6-AR6 L FITTING</td> <td>3</td> <td>PZ</td> </tr> <tr> <td>VL1174C0</td> <td>D1.2 MM CALIBRATED NOZZLE</td> <td>1</td> <td>PZ</td> </tr> <tr> <td>VL1185A0</td> <td>2 WAYS PLUS WASHING DISTRIBUTOR</td> <td>1</td> <td>PZ</td> </tr> <tr> <td>VM2172A0</td> <td>PUMP-WITH-CI RCUIT LOCKING PIN</td> <td>6</td> <td>PZ</td> </tr> </tbody> </table> | Code | Description | Qty | UOM | VL1054B0 | ONE WASHING SYS INLET DISTRIBUTOR | 1 | PZ | VL1065A1 | 1/4 MALE N.O. PRESSURE SWITCH | 1 | PZ | VL1102A1 | DETERGENT LINE FILTER + BARBED VNR 6 MM | 1 | PZ | VL1128A1 | D6 BARBED CHECK VALVE | 2 | PZ | VL1165A0 | BB6-AR6 STRAIGHT FITTING | 1 | PZ | VL1166A0 | BB6-AR6 L FITTING | 3 | PZ | VL1174C0 | D1.2 MM CALIBRATED NOZZLE | 1 | PZ | VL1185A0 | 2 WAYS PLUS WASHING DISTRIBUTOR | 1 | PZ | VM2172A0 | PUMP-WITH-CI RCUIT LOCKING PIN | 6 | PZ | | | | | | | | |
| Code | Description | Qty | UOM | | | | | | | | | | | | | | | | | | | | | | | | | | | | | | | | | | | | | | | | | | | | | | | | | | |
| VL1054B0 | ONE WASHING SYS INLET DISTRIBUTOR | 1 | PZ | | | | | | | | | | | | | | | | | | | | | | | | | | | | | | | | | | | | | | | | | | | | | | | | | | |
| VL1065A1 | 1/4 MALE N.O. PRESSURE SWITCH | 1 | PZ | | | | | | | | | | | | | | | | | | | | | | | | | | | | | | | | | | | | | | | | | | | | | | | | | | |
| VL1102A1 | DETERGENT LINE FILTER + BARBED VNR 6 MM | 1 | PZ | | | | | | | | | | | | | | | | | | | | | | | | | | | | | | | | | | | | | | | | | | | | | | | | | | |
| VL1128A1 | D6 BARBED CHECK VALVE | 2 | PZ | | | | | | | | | | | | | | | | | | | | | | | | | | | | | | | | | | | | | | | | | | | | | | | | | | |
| VL1165A0 | BB6-AR6 STRAIGHT FITTING | 1 | PZ | | | | | | | | | | | | | | | | | | | | | | | | | | | | | | | | | | | | | | | | | | | | | | | | | | |
| VL1166A0 | BB6-AR6 L FITTING | 3 | PZ | | | | | | | | | | | | | | | | | | | | | | | | | | | | | | | | | | | | | | | | | | | | | | | | | | |
| VL1174C0 | D1.2 MM CALIBRATED NOZZLE | 1 | PZ | | | | | | | | | | | | | | | | | | | | | | | | | | | | | | | | | | | | | | | | | | | | | | | | | | |
| VL1185A0 | 2 WAYS PLUS WASHING DISTRIBUTOR | 1 | PZ | | | | | | | | | | | | | | | | | | | | | | | | | | | | | | | | | | | | | | | | | | | | | | | | | | |
| VM2172A0 | PUMP-WITH-CI RCUIT LOCKING PIN | 6 | PZ | | | | | | | | | | | | | | | | | | | | | | | | | | | | | | | | | | | | | | | | | | | | | | | | | | |
| | | | KVL1211A | ONE COMPACT AND 0523-EP WASH. SYSTEM KIT | <table border="1"> <thead> <tr> <th>Code</th> <th>Description</th> <th>Qty</th> <th>UOM</th> </tr> </thead> <tbody> <tr> <td>0H2427A0</td> <td></td> <td>1</td> <td>PZ</td> </tr> <tr> <td>EL1440A0</td> <td>WATER SELF CLEANING VALVE</td> <td>1</td> <td>PZ</td> </tr> <tr> <td>GN1526A0</td> <td>INT. D.=6.9 TH=1.8 O-RIN</td> <td>3</td> <td>PZ</td> </tr> <tr> <td>RC1018A0</td> <td>ZINC PLATED D12 ELASTIC CLAMP</td> <td>2</td> <td>PZ</td> </tr> <tr> <td>RC1019A0</td> <td>D=10 ELASTIC CLAMP</td> <td>14</td> <td>PZ</td> </tr> <tr> <td>RC1130A0</td> <td>130X2,6 CLAM</td> <td>1</td> <td>PZ</td> </tr> <tr> <td>RC1242A0</td> <td>D=10 CLOSED CAP</td> <td>2</td> <td>PZ</td> </tr> <tr> <td>TB2820A0</td> <td>6X10 EPDM PIPE FOR WASHING SYSTEM</td> <td>1.290</td> <td>M</td> </tr> <tr> <td>TB3132A0</td> <td>WHITE-BLUE EPDM TEXTILE BRAID HOSE 6X12</td> <td>0.670</td> <td>M</td> </tr> <tr> <td>VI1220A1</td> <td>4,2X12 TCB SELF-TAPPIN G SCREW</td> <td>4</td> <td>PZ</td> </tr> <tr> <td>VL1019A0</td> <td>VIBRATION PUMP</td> <td>1</td> <td>PZ</td> </tr> </tbody> </table> | Code | Description | Qty | UOM | 0H2427A0 | | 1 | PZ | EL1440A0 | WATER SELF CLEANING VALVE | 1 | PZ | GN1526A0 | INT. D.=6.9 TH=1.8 O-RIN | 3 | PZ | RC1018A0 | ZINC PLATED D12 ELASTIC CLAMP | 2 | PZ | RC1019A0 | D=10 ELASTIC CLAMP | 14 | PZ | RC1130A0 | 130X2,6 CLAM | 1 | PZ | RC1242A0 | D=10 CLOSED CAP | 2 | PZ | TB2820A0 | 6X10 EPDM PIPE FOR WASHING SYSTEM | 1.290 | M | TB3132A0 | WHITE-BLUE EPDM TEXTILE BRAID HOSE 6X12 | 0.670 | M | VI1220A1 | 4,2X12 TCB SELF-TAPPIN G SCREW | 4 | PZ | VL1019A0 | VIBRATION PUMP | 1 | PZ |
| Code | Description | Qty | UOM | | | | | | | | | | | | | | | | | | | | | | | | | | | | | | | | | | | | | | | | | | | | | | | | | | |
| 0H2427A0 | | 1 | PZ | | | | | | | | | | | | | | | | | | | | | | | | | | | | | | | | | | | | | | | | | | | | | | | | | | |
| EL1440A0 | WATER SELF CLEANING VALVE | 1 | PZ | | | | | | | | | | | | | | | | | | | | | | | | | | | | | | | | | | | | | | | | | | | | | | | | | | |
| GN1526A0 | INT. D.=6.9 TH=1.8 O-RIN | 3 | PZ | | | | | | | | | | | | | | | | | | | | | | | | | | | | | | | | | | | | | | | | | | | | | | | | | | |
| RC1018A0 | ZINC PLATED D12 ELASTIC CLAMP | 2 | PZ | | | | | | | | | | | | | | | | | | | | | | | | | | | | | | | | | | | | | | | | | | | | | | | | | | |
| RC1019A0 | D=10 ELASTIC CLAMP | 14 | PZ | | | | | | | | | | | | | | | | | | | | | | | | | | | | | | | | | | | | | | | | | | | | | | | | | | |
| RC1130A0 | 130X2,6 CLAM | 1 | PZ | | | | | | | | | | | | | | | | | | | | | | | | | | | | | | | | | | | | | | | | | | | | | | | | | | |
| RC1242A0 | D=10 CLOSED CAP | 2 | PZ | | | | | | | | | | | | | | | | | | | | | | | | | | | | | | | | | | | | | | | | | | | | | | | | | | |
| TB2820A0 | 6X10 EPDM PIPE FOR WASHING SYSTEM | 1.290 | M | | | | | | | | | | | | | | | | | | | | | | | | | | | | | | | | | | | | | | | | | | | | | | | | | | |
| TB3132A0 | WHITE-BLUE EPDM TEXTILE BRAID HOSE 6X12 | 0.670 | M | | | | | | | | | | | | | | | | | | | | | | | | | | | | | | | | | | | | | | | | | | | | | | | | | | |
| VI1220A1 | 4,2X12 TCB SELF-TAPPIN G SCREW | 4 | PZ | | | | | | | | | | | | | | | | | | | | | | | | | | | | | | | | | | | | | | | | | | | | | | | | | | |
| VL1019A0 | VIBRATION PUMP | 1 | PZ | | | | | | | | | | | | | | | | | | | | | | | | | | | | | | | | | | | | | | | | | | | | | | | | | | |




| COMPONENT | | | SPARE PART | | | | | | | | | | | | | | | | | | | | | | | | | | | | | | | | | | | | | | | | | | | | | | |
|-----------|---|---|------------|--|---|------|-------------|-----|-----|----------|-----------------------------------|---|----|----------|-----------------------------------|---|----|----------|---|---|----|----------|--------------------------|---|----|----------|-------------------------------|----|----|----------|--------------------|----|----|----------|---------------------------|---|----|----------|-------------------------------------|---|----|----------|--------------------------------|---|----|----------|---|---|----|
| Code | Description | Image | Code | Description | Components list | | | | | | | | | | | | | | | | | | | | | | | | | | | | | | | | | | | | | | | | | | | | |
| VL1165A | BB6-AR6 STRAIGHT FITTING |  | KVL1211A | ONE COMPACT AND 0523-EP WASH. SYSTEM KIT | <table border="1"> <thead> <tr> <th>Code</th> <th>Description</th> <th>Qty</th> <th>UOM</th> </tr> </thead> <tbody> <tr> <td>VL1047A1</td> <td>D6 PIPE HOLDER - D8 J.G. TERMINAL</td> <td>1</td> <td>PZ</td> </tr> <tr> <td>VL1054B0</td> <td>ONE WASHING SYS INLET DISTRIBUTOR</td> <td>1</td> <td>PZ</td> </tr> <tr> <td>VL1102A1</td> <td>DETERGENT LINE FILTER + BARBED VNR 6 MM</td> <td>1</td> <td>PZ</td> </tr> <tr> <td>VL1128A1</td> <td>D6 BARBED CHECK VALVE</td> <td>2</td> <td>PZ</td> </tr> <tr> <td>VL1165A0</td> <td>BB6-AR6 STRAIGHT FITTING</td> <td>1</td> <td>PZ</td> </tr> <tr> <td>VL1166A0</td> <td>BB6-AR6 L FITTING</td> <td>1</td> <td>PZ</td> </tr> <tr> <td>VL1174C0</td> <td>D1.2 MM CALIBRATED NOZZLE</td> <td>1</td> <td>PZ</td> </tr> <tr> <td>VL1191A0</td> <td>ONE WASHING DISTRIBUTOR OUTLETS KIT</td> <td>1</td> <td>PZ</td> </tr> <tr> <td>VM2172A0</td> <td>PUMP-WITH-CI RCUIT LOCKING PIN</td> <td>3</td> <td>PZ</td> </tr> </tbody> </table> | Code | Description | Qty | UOM | VL1047A1 | D6 PIPE HOLDER - D8 J.G. TERMINAL | 1 | PZ | VL1054B0 | ONE WASHING SYS INLET DISTRIBUTOR | 1 | PZ | VL1102A1 | DETERGENT LINE FILTER + BARBED VNR 6 MM | 1 | PZ | VL1128A1 | D6 BARBED CHECK VALVE | 2 | PZ | VL1165A0 | BB6-AR6 STRAIGHT FITTING | 1 | PZ | VL1166A0 | BB6-AR6 L FITTING | 1 | PZ | VL1174C0 | D1.2 MM CALIBRATED NOZZLE | 1 | PZ | VL1191A0 | ONE WASHING DISTRIBUTOR OUTLETS KIT | 1 | PZ | VM2172A0 | PUMP-WITH-CI RCUIT LOCKING PIN | 3 | PZ | | | | |
| Code | Description | Qty | UOM | | | | | | | | | | | | | | | | | | | | | | | | | | | | | | | | | | | | | | | | | | | | | | |
| VL1047A1 | D6 PIPE HOLDER - D8 J.G. TERMINAL | 1 | PZ | | | | | | | | | | | | | | | | | | | | | | | | | | | | | | | | | | | | | | | | | | | | | | |
| VL1054B0 | ONE WASHING SYS INLET DISTRIBUTOR | 1 | PZ | | | | | | | | | | | | | | | | | | | | | | | | | | | | | | | | | | | | | | | | | | | | | | |
| VL1102A1 | DETERGENT LINE FILTER + BARBED VNR 6 MM | 1 | PZ | | | | | | | | | | | | | | | | | | | | | | | | | | | | | | | | | | | | | | | | | | | | | | |
| VL1128A1 | D6 BARBED CHECK VALVE | 2 | PZ | | | | | | | | | | | | | | | | | | | | | | | | | | | | | | | | | | | | | | | | | | | | | | |
| VL1165A0 | BB6-AR6 STRAIGHT FITTING | 1 | PZ | | | | | | | | | | | | | | | | | | | | | | | | | | | | | | | | | | | | | | | | | | | | | | |
| VL1166A0 | BB6-AR6 L FITTING | 1 | PZ | | | | | | | | | | | | | | | | | | | | | | | | | | | | | | | | | | | | | | | | | | | | | | |
| VL1174C0 | D1.2 MM CALIBRATED NOZZLE | 1 | PZ | | | | | | | | | | | | | | | | | | | | | | | | | | | | | | | | | | | | | | | | | | | | | | |
| VL1191A0 | ONE WASHING DISTRIBUTOR OUTLETS KIT | 1 | PZ | | | | | | | | | | | | | | | | | | | | | | | | | | | | | | | | | | | | | | | | | | | | | | |
| VM2172A0 | PUMP-WITH-CI RCUIT LOCKING PIN | 3 | PZ | | | | | | | | | | | | | | | | | | | | | | | | | | | | | | | | | | | | | | | | | | | | | | |
| | | | KVL1209A | US PLUS 3 ROTOR ARMS WASHING SYSTEM KIT | <table border="1"> <thead> <tr> <th>Code</th> <th>Description</th> <th>Qty</th> <th>UOM</th> </tr> </thead> <tbody> <tr> <td>0H2354A0</td> <td>XEVC-XEVL WASHING CIRCUIT PLAT</td> <td>1</td> <td>PZ</td> </tr> <tr> <td>0H2411A0</td> <td></td> <td>1</td> <td>PZ</td> </tr> <tr> <td>EL1450A0</td> <td>US SELF-CLEANIN G WATER SOLENOID</td> <td>4</td> <td>PZ</td> </tr> <tr> <td>GN1526A0</td> <td>INT. D.=6.9 TH=1.8 O-RIN</td> <td>9</td> <td>PZ</td> </tr> <tr> <td>RC1018A0</td> <td>ZINC PLATED D12 ELASTIC CLAMP</td> <td>13</td> <td>PZ</td> </tr> <tr> <td>RC1019A0</td> <td>D=10 ELASTIC CLAMP</td> <td>15</td> <td>PZ</td> </tr> <tr> <td>RC1130A0</td> <td>130X2.6 CLAM</td> <td>1</td> <td>PZ</td> </tr> <tr> <td>RC1131A0</td> <td>200X2.6 BLACK CLAMP</td> <td>3</td> <td>PZ</td> </tr> <tr> <td>RC1242A0</td> <td>D=10 CLOSED CAP</td> <td>2</td> <td>PZ</td> </tr> <tr> <td>RC1356A0</td> <td>"STRAIGHT THREADED FEMALE END 8X1/4" BS</td> <td>1</td> <td>PZ</td> </tr> </tbody> </table> | Code | Description | Qty | UOM | 0H2354A0 | XEVC-XEVL WASHING CIRCUIT PLAT | 1 | PZ | 0H2411A0 | | 1 | PZ | EL1450A0 | US SELF-CLEANIN G WATER SOLENOID | 4 | PZ | GN1526A0 | INT. D.=6.9 TH=1.8 O-RIN | 9 | PZ | RC1018A0 | ZINC PLATED D12 ELASTIC CLAMP | 13 | PZ | RC1019A0 | D=10 ELASTIC CLAMP | 15 | PZ | RC1130A0 | 130X2.6 CLAM | 1 | PZ | RC1131A0 | 200X2.6 BLACK CLAMP | 3 | PZ | RC1242A0 | D=10 CLOSED CAP | 2 | PZ | RC1356A0 | "STRAIGHT THREADED FEMALE END 8X1/4" BS | 1 | PZ |
| Code | Description | Qty | UOM | | | | | | | | | | | | | | | | | | | | | | | | | | | | | | | | | | | | | | | | | | | | | | |
| 0H2354A0 | XEVC-XEVL WASHING CIRCUIT PLAT | 1 | PZ | | | | | | | | | | | | | | | | | | | | | | | | | | | | | | | | | | | | | | | | | | | | | | |
| 0H2411A0 | | 1 | PZ | | | | | | | | | | | | | | | | | | | | | | | | | | | | | | | | | | | | | | | | | | | | | | |
| EL1450A0 | US SELF-CLEANIN G WATER SOLENOID | 4 | PZ | | | | | | | | | | | | | | | | | | | | | | | | | | | | | | | | | | | | | | | | | | | | | | |
| GN1526A0 | INT. D.=6.9 TH=1.8 O-RIN | 9 | PZ | | | | | | | | | | | | | | | | | | | | | | | | | | | | | | | | | | | | | | | | | | | | | | |
| RC1018A0 | ZINC PLATED D12 ELASTIC CLAMP | 13 | PZ | | | | | | | | | | | | | | | | | | | | | | | | | | | | | | | | | | | | | | | | | | | | | | |
| RC1019A0 | D=10 ELASTIC CLAMP | 15 | PZ | | | | | | | | | | | | | | | | | | | | | | | | | | | | | | | | | | | | | | | | | | | | | | |
| RC1130A0 | 130X2.6 CLAM | 1 | PZ | | | | | | | | | | | | | | | | | | | | | | | | | | | | | | | | | | | | | | | | | | | | | | |
| RC1131A0 | 200X2.6 BLACK CLAMP | 3 | PZ | | | | | | | | | | | | | | | | | | | | | | | | | | | | | | | | | | | | | | | | | | | | | | |
| RC1242A0 | D=10 CLOSED CAP | 2 | PZ | | | | | | | | | | | | | | | | | | | | | | | | | | | | | | | | | | | | | | | | | | | | | | |
| RC1356A0 | "STRAIGHT THREADED FEMALE END 8X1/4" BS | 1 | PZ | | | | | | | | | | | | | | | | | | | | | | | | | | | | | | | | | | | | | | | | | | | | | | |




| COMPONENT | | | SPARE PART | | | | | | | | | | | | | | | | | | | | | | | | | | | | | | | | | | | | | | | | | | | | | | | | | | | | | | | | | | | | | | | | | | | | | | | | | | | | | | | | | | |
|-----------|---|---|------------|---|---|------|-------------|-----|-----|----------|-----------------------------------|-------|---|----------|---|-------|---|----------|--------------------------------|---|----|----------|----------------|---|----|----------|-------------------------------|---|----|----------|---|---|----|----------|-----------------------------|---|----|----------|-----------------------|---|----|----------|--------------------------|---|----|----------|-------------------|---|----|----------|--|---|----|----------|--|---|----|----------|---------------------------------------|---|----|----------|---------------------------|---|----|----------|---------------------------------|---|----|----------|---------------------------------|---|----|----------|---------------------------------------|---|----|----------|------------------------------------|---|----|----------|--------------------------------|---|----|
| Code | Description | Image | Code | Description | Components list | | | | | | | | | | | | | | | | | | | | | | | | | | | | | | | | | | | | | | | | | | | | | | | | | | | | | | | | | | | | | | | | | | | | | | | | | | | | | | | | |
| VL1165A | BB6-AR6 STRAIGHT FITTING |  | KVL1209A | US PLUS 3 ROTOR ARMS WASHING SYSTEM KIT | <table border="1"> <thead> <tr> <th>Code</th> <th>Description</th> <th>Qty</th> <th>UOM</th> </tr> </thead> <tbody> <tr> <td>TB2820A0</td> <td>6X10 EPDM PIPE FOR WASHING SYSTEM</td> <td>2.750</td> <td>M</td> </tr> <tr> <td>TB3132A0</td> <td>WHITE-BLUE EPDM TEXTILE BRAID HOSE 6X12</td> <td>1.980</td> <td>M</td> </tr> <tr> <td>VI1220A1</td> <td>4,2X12 TCB SELF-TAPPIN G SCREW</td> <td>3</td> <td>PZ</td> </tr> <tr> <td>VL1019A0</td> <td>VIBRATION PUMP</td> <td>1</td> <td>PZ</td> </tr> <tr> <td>VL1065A1</td> <td>1/4 MALE N.O. PRESSURE SWITCH</td> <td>1</td> <td>PZ</td> </tr> <tr> <td>VL1102A1</td> <td>DETERGENT LINE FILTER + BARBED VNR 6 MM</td> <td>1</td> <td>PZ</td> </tr> <tr> <td>VL1127A1</td> <td>6MM BARBED T-SHAPED FITTING</td> <td>2</td> <td>PZ</td> </tr> <tr> <td>VL1128A1</td> <td>D6 BARBED CHECK VALVE</td> <td>3</td> <td>PZ</td> </tr> <tr> <td>VL1165A0</td> <td>BB6-AR6 STRAIGHT FITTING</td> <td>1</td> <td>PZ</td> </tr> <tr> <td>VL1166A0</td> <td>BB6-AR6 L FITTING</td> <td>4</td> <td>PZ</td> </tr> <tr> <td>VL1167A0</td> <td></td> <td>1</td> <td>PZ</td> </tr> <tr> <td>VL1167A1</td> <td></td> <td>1</td> <td>PZ</td> </tr> <tr> <td>VL1167A2</td> <td>GN21 3 ROTOR ARMS B-B FLOW RESTRICTOR</td> <td>1</td> <td>PZ</td> </tr> <tr> <td>VL1174C0</td> <td>D1.2 MM CALIBRATED NOZZLE</td> <td>1</td> <td>PZ</td> </tr> <tr> <td>VL1185A0</td> <td>2 WAYS PLUS WASHING DISTRIBUTOR</td> <td>1</td> <td>PZ</td> </tr> <tr> <td>VL1186A0</td> <td>3 WAYS PLUS WASHING DISTRIBUTOR</td> <td>1</td> <td>PZ</td> </tr> <tr> <td>VL1190A0</td> <td>PLUS WASHING SYSTEM INLET DISTRIBUTOR</td> <td>1</td> <td>PZ</td> </tr> <tr> <td>VM1605A0</td> <td>CLIP TWIST LOCK DIAM. 10,2-12,7 MM</td> <td>6</td> <td>PZ</td> </tr> <tr> <td>VM2172A0</td> <td>PUMP-WITH-CI RCUIT LOCKING PIN</td> <td>9</td> <td>PZ</td> </tr> </tbody> </table> | Code | Description | Qty | UOM | TB2820A0 | 6X10 EPDM PIPE FOR WASHING SYSTEM | 2.750 | M | TB3132A0 | WHITE-BLUE EPDM TEXTILE BRAID HOSE 6X12 | 1.980 | M | VI1220A1 | 4,2X12 TCB SELF-TAPPIN G SCREW | 3 | PZ | VL1019A0 | VIBRATION PUMP | 1 | PZ | VL1065A1 | 1/4 MALE N.O. PRESSURE SWITCH | 1 | PZ | VL1102A1 | DETERGENT LINE FILTER + BARBED VNR 6 MM | 1 | PZ | VL1127A1 | 6MM BARBED T-SHAPED FITTING | 2 | PZ | VL1128A1 | D6 BARBED CHECK VALVE | 3 | PZ | VL1165A0 | BB6-AR6 STRAIGHT FITTING | 1 | PZ | VL1166A0 | BB6-AR6 L FITTING | 4 | PZ | VL1167A0 | | 1 | PZ | VL1167A1 | | 1 | PZ | VL1167A2 | GN21 3 ROTOR ARMS B-B FLOW RESTRICTOR | 1 | PZ | VL1174C0 | D1.2 MM CALIBRATED NOZZLE | 1 | PZ | VL1185A0 | 2 WAYS PLUS WASHING DISTRIBUTOR | 1 | PZ | VL1186A0 | 3 WAYS PLUS WASHING DISTRIBUTOR | 1 | PZ | VL1190A0 | PLUS WASHING SYSTEM INLET DISTRIBUTOR | 1 | PZ | VM1605A0 | CLIP TWIST LOCK DIAM. 10,2-12,7 MM | 6 | PZ | VM2172A0 | PUMP-WITH-CI RCUIT LOCKING PIN | 9 | PZ |
| Code | Description | Qty | UOM | | | | | | | | | | | | | | | | | | | | | | | | | | | | | | | | | | | | | | | | | | | | | | | | | | | | | | | | | | | | | | | | | | | | | | | | | | | | | | | | | | |
| TB2820A0 | 6X10 EPDM PIPE FOR WASHING SYSTEM | 2.750 | M | | | | | | | | | | | | | | | | | | | | | | | | | | | | | | | | | | | | | | | | | | | | | | | | | | | | | | | | | | | | | | | | | | | | | | | | | | | | | | | | | | |
| TB3132A0 | WHITE-BLUE EPDM TEXTILE BRAID HOSE 6X12 | 1.980 | M | | | | | | | | | | | | | | | | | | | | | | | | | | | | | | | | | | | | | | | | | | | | | | | | | | | | | | | | | | | | | | | | | | | | | | | | | | | | | | | | | | |
| VI1220A1 | 4,2X12 TCB SELF-TAPPIN G SCREW | 3 | PZ | | | | | | | | | | | | | | | | | | | | | | | | | | | | | | | | | | | | | | | | | | | | | | | | | | | | | | | | | | | | | | | | | | | | | | | | | | | | | | | | | | |
| VL1019A0 | VIBRATION PUMP | 1 | PZ | | | | | | | | | | | | | | | | | | | | | | | | | | | | | | | | | | | | | | | | | | | | | | | | | | | | | | | | | | | | | | | | | | | | | | | | | | | | | | | | | | |
| VL1065A1 | 1/4 MALE N.O. PRESSURE SWITCH | 1 | PZ | | | | | | | | | | | | | | | | | | | | | | | | | | | | | | | | | | | | | | | | | | | | | | | | | | | | | | | | | | | | | | | | | | | | | | | | | | | | | | | | | | |
| VL1102A1 | DETERGENT LINE FILTER + BARBED VNR 6 MM | 1 | PZ | | | | | | | | | | | | | | | | | | | | | | | | | | | | | | | | | | | | | | | | | | | | | | | | | | | | | | | | | | | | | | | | | | | | | | | | | | | | | | | | | | |
| VL1127A1 | 6MM BARBED T-SHAPED FITTING | 2 | PZ | | | | | | | | | | | | | | | | | | | | | | | | | | | | | | | | | | | | | | | | | | | | | | | | | | | | | | | | | | | | | | | | | | | | | | | | | | | | | | | | | | |
| VL1128A1 | D6 BARBED CHECK VALVE | 3 | PZ | | | | | | | | | | | | | | | | | | | | | | | | | | | | | | | | | | | | | | | | | | | | | | | | | | | | | | | | | | | | | | | | | | | | | | | | | | | | | | | | | | |
| VL1165A0 | BB6-AR6 STRAIGHT FITTING | 1 | PZ | | | | | | | | | | | | | | | | | | | | | | | | | | | | | | | | | | | | | | | | | | | | | | | | | | | | | | | | | | | | | | | | | | | | | | | | | | | | | | | | | | |
| VL1166A0 | BB6-AR6 L FITTING | 4 | PZ | | | | | | | | | | | | | | | | | | | | | | | | | | | | | | | | | | | | | | | | | | | | | | | | | | | | | | | | | | | | | | | | | | | | | | | | | | | | | | | | | | |
| VL1167A0 | | 1 | PZ | | | | | | | | | | | | | | | | | | | | | | | | | | | | | | | | | | | | | | | | | | | | | | | | | | | | | | | | | | | | | | | | | | | | | | | | | | | | | | | | | | |
| VL1167A1 | | 1 | PZ | | | | | | | | | | | | | | | | | | | | | | | | | | | | | | | | | | | | | | | | | | | | | | | | | | | | | | | | | | | | | | | | | | | | | | | | | | | | | | | | | | |
| VL1167A2 | GN21 3 ROTOR ARMS B-B FLOW RESTRICTOR | 1 | PZ | | | | | | | | | | | | | | | | | | | | | | | | | | | | | | | | | | | | | | | | | | | | | | | | | | | | | | | | | | | | | | | | | | | | | | | | | | | | | | | | | | |
| VL1174C0 | D1.2 MM CALIBRATED NOZZLE | 1 | PZ | | | | | | | | | | | | | | | | | | | | | | | | | | | | | | | | | | | | | | | | | | | | | | | | | | | | | | | | | | | | | | | | | | | | | | | | | | | | | | | | | | |
| VL1185A0 | 2 WAYS PLUS WASHING DISTRIBUTOR | 1 | PZ | | | | | | | | | | | | | | | | | | | | | | | | | | | | | | | | | | | | | | | | | | | | | | | | | | | | | | | | | | | | | | | | | | | | | | | | | | | | | | | | | | |
| VL1186A0 | 3 WAYS PLUS WASHING DISTRIBUTOR | 1 | PZ | | | | | | | | | | | | | | | | | | | | | | | | | | | | | | | | | | | | | | | | | | | | | | | | | | | | | | | | | | | | | | | | | | | | | | | | | | | | | | | | | | |
| VL1190A0 | PLUS WASHING SYSTEM INLET DISTRIBUTOR | 1 | PZ | | | | | | | | | | | | | | | | | | | | | | | | | | | | | | | | | | | | | | | | | | | | | | | | | | | | | | | | | | | | | | | | | | | | | | | | | | | | | | | | | | |
| VM1605A0 | CLIP TWIST LOCK DIAM. 10,2-12,7 MM | 6 | PZ | | | | | | | | | | | | | | | | | | | | | | | | | | | | | | | | | | | | | | | | | | | | | | | | | | | | | | | | | | | | | | | | | | | | | | | | | | | | | | | | | | |
| VM2172A0 | PUMP-WITH-CI RCUIT LOCKING PIN | 9 | PZ | | | | | | | | | | | | | | | | | | | | | | | | | | | | | | | | | | | | | | | | | | | | | | | | | | | | | | | | | | | | | | | | | | | | | | | | | | | | | | | | | | |


| COMPONENT | | | SPARE PART | | | | | | | | | | | | | | | | | | | | | | | | | | | | | | | | | | | | | | | | | | | | | | | | | | | | | | | | | | | | | | | | | | | | | | | | | | | | | | | | | | | | | | |
|-----------|---|---|------------|---|--|------|-------------|-----|-----|----------|--------------------------------|---|----|----------|--|---|----|----------|----------------------------------|---|----|----------|--------------------------|---|----|----------|-------------------------------|---|----|----------|--------------------|----|----|----------|--------------|---|----|----------|---------------------|---|----|----------|-----------------|---|----|----------|---|---|----|----------|-----------------------------------|-------|---|----------|---|-------|---|----------|--------------------------------|---|----|----------|----------------|---|----|----------|-----------------------------------|---|----|----------|-------------------------------|---|----|----------|---|---|----|----------|-----------------------|---|----|----------|--------------------------|---|----|----------|--------------------------|---|----|
| Code | Description | Image | Code | Description | Components list | | | | | | | | | | | | | | | | | | | | | | | | | | | | | | | | | | | | | | | | | | | | | | | | | | | | | | | | | | | | | | | | | | | | | | | | | | | | | | | | | | | | |
| VL1165A | BB6-AR6 STRAIGHT FITTING |  | KVL1208A | US PLUS 2 ROTOR ARMS WASHING SYSTEM KIT | <table border="1"> <thead> <tr> <th>Code</th> <th>Description</th> <th>Qty</th> <th>UOM</th> </tr> </thead> <tbody> <tr> <td>0H2354A0</td> <td>XEVC-XEVL WASHING CIRCUIT PLAT</td> <td>1</td> <td>PZ</td> </tr> <tr> <td>0H2411A0</td> <td></td> <td>1</td> <td>PZ</td> </tr> <tr> <td>EL1450A0</td> <td>US SELF-CLEANIN G WATER SOLENOID</td> <td>4</td> <td>PZ</td> </tr> <tr> <td>GN1526A0</td> <td>INT. D.=6.9 TH=1.8 O-RIN</td> <td>9</td> <td>PZ</td> </tr> <tr> <td>RC1018A0</td> <td>ZINC PLATED D12 ELASTIC CLAMP</td> <td>4</td> <td>PZ</td> </tr> <tr> <td>RC1019A0</td> <td>D=10 ELASTIC CLAMP</td> <td>16</td> <td>PZ</td> </tr> <tr> <td>RC1130A0</td> <td>130X2,6 CLAM</td> <td>1</td> <td>PZ</td> </tr> <tr> <td>RC1131A0</td> <td>200X2.6 BLACK CLAMP</td> <td>3</td> <td>PZ</td> </tr> <tr> <td>RC1242A0</td> <td>D=10 CLOSED CAP</td> <td>2</td> <td>PZ</td> </tr> <tr> <td>RC1356A0</td> <td>*STRAIGHT THREADED FEMALE END 8X1/4" BS</td> <td>1</td> <td>PZ</td> </tr> <tr> <td>TB2820A0</td> <td>6X10 EPDM PIPE FOR WASHING SYSTEM</td> <td>2.890</td> <td>M</td> </tr> <tr> <td>TB3132A0</td> <td>WHITE-BLUE EPDM TEXTILE BRAID HOSE 6X12</td> <td>1.600</td> <td>M</td> </tr> <tr> <td>VI1220A1</td> <td>4,2X12 TCB SELF-TAPPIN G SCREW</td> <td>3</td> <td>PZ</td> </tr> <tr> <td>VL1019A0</td> <td>VIBRATION PUMP</td> <td>1</td> <td>PZ</td> </tr> <tr> <td>VL1047A1</td> <td>D6 PIPE HOLDER - D8 J.G. TERMINAL</td> <td>1</td> <td>PZ</td> </tr> <tr> <td>VL1065A1</td> <td>1/4 MALE N.O. PRESSURE SWITCH</td> <td>1</td> <td>PZ</td> </tr> <tr> <td>VL1102A1</td> <td>DETERGENT LINE FILTER + BARBED VNR 6 MM</td> <td>1</td> <td>PZ</td> </tr> <tr> <td>VL1128A1</td> <td>D6 BARBED CHECK VALVE</td> <td>2</td> <td>PZ</td> </tr> <tr> <td>VL1141A1</td> <td>STRAIGHT CONNECT BB6-BB6</td> <td>1</td> <td>PZ</td> </tr> <tr> <td>VL1165A0</td> <td>BB6-AR6 STRAIGHT FITTING</td> <td>1</td> <td>PZ</td> </tr> </tbody> </table> | Code | Description | Qty | UOM | 0H2354A0 | XEVC-XEVL WASHING CIRCUIT PLAT | 1 | PZ | 0H2411A0 | | 1 | PZ | EL1450A0 | US SELF-CLEANIN G WATER SOLENOID | 4 | PZ | GN1526A0 | INT. D.=6.9 TH=1.8 O-RIN | 9 | PZ | RC1018A0 | ZINC PLATED D12 ELASTIC CLAMP | 4 | PZ | RC1019A0 | D=10 ELASTIC CLAMP | 16 | PZ | RC1130A0 | 130X2,6 CLAM | 1 | PZ | RC1131A0 | 200X2.6 BLACK CLAMP | 3 | PZ | RC1242A0 | D=10 CLOSED CAP | 2 | PZ | RC1356A0 | *STRAIGHT THREADED FEMALE END 8X1/4" BS | 1 | PZ | TB2820A0 | 6X10 EPDM PIPE FOR WASHING SYSTEM | 2.890 | M | TB3132A0 | WHITE-BLUE EPDM TEXTILE BRAID HOSE 6X12 | 1.600 | M | VI1220A1 | 4,2X12 TCB SELF-TAPPIN G SCREW | 3 | PZ | VL1019A0 | VIBRATION PUMP | 1 | PZ | VL1047A1 | D6 PIPE HOLDER - D8 J.G. TERMINAL | 1 | PZ | VL1065A1 | 1/4 MALE N.O. PRESSURE SWITCH | 1 | PZ | VL1102A1 | DETERGENT LINE FILTER + BARBED VNR 6 MM | 1 | PZ | VL1128A1 | D6 BARBED CHECK VALVE | 2 | PZ | VL1141A1 | STRAIGHT CONNECT BB6-BB6 | 1 | PZ | VL1165A0 | BB6-AR6 STRAIGHT FITTING | 1 | PZ |
| Code | Description | Qty | UOM | | | | | | | | | | | | | | | | | | | | | | | | | | | | | | | | | | | | | | | | | | | | | | | | | | | | | | | | | | | | | | | | | | | | | | | | | | | | | | | | | | | | | | |
| 0H2354A0 | XEVC-XEVL WASHING CIRCUIT PLAT | 1 | PZ | | | | | | | | | | | | | | | | | | | | | | | | | | | | | | | | | | | | | | | | | | | | | | | | | | | | | | | | | | | | | | | | | | | | | | | | | | | | | | | | | | | | | | |
| 0H2411A0 | | 1 | PZ | | | | | | | | | | | | | | | | | | | | | | | | | | | | | | | | | | | | | | | | | | | | | | | | | | | | | | | | | | | | | | | | | | | | | | | | | | | | | | | | | | | | | | |
| EL1450A0 | US SELF-CLEANIN G WATER SOLENOID | 4 | PZ | | | | | | | | | | | | | | | | | | | | | | | | | | | | | | | | | | | | | | | | | | | | | | | | | | | | | | | | | | | | | | | | | | | | | | | | | | | | | | | | | | | | | | |
| GN1526A0 | INT. D.=6.9 TH=1.8 O-RIN | 9 | PZ | | | | | | | | | | | | | | | | | | | | | | | | | | | | | | | | | | | | | | | | | | | | | | | | | | | | | | | | | | | | | | | | | | | | | | | | | | | | | | | | | | | | | | |
| RC1018A0 | ZINC PLATED D12 ELASTIC CLAMP | 4 | PZ | | | | | | | | | | | | | | | | | | | | | | | | | | | | | | | | | | | | | | | | | | | | | | | | | | | | | | | | | | | | | | | | | | | | | | | | | | | | | | | | | | | | | | |
| RC1019A0 | D=10 ELASTIC CLAMP | 16 | PZ | | | | | | | | | | | | | | | | | | | | | | | | | | | | | | | | | | | | | | | | | | | | | | | | | | | | | | | | | | | | | | | | | | | | | | | | | | | | | | | | | | | | | | |
| RC1130A0 | 130X2,6 CLAM | 1 | PZ | | | | | | | | | | | | | | | | | | | | | | | | | | | | | | | | | | | | | | | | | | | | | | | | | | | | | | | | | | | | | | | | | | | | | | | | | | | | | | | | | | | | | | |
| RC1131A0 | 200X2.6 BLACK CLAMP | 3 | PZ | | | | | | | | | | | | | | | | | | | | | | | | | | | | | | | | | | | | | | | | | | | | | | | | | | | | | | | | | | | | | | | | | | | | | | | | | | | | | | | | | | | | | | |
| RC1242A0 | D=10 CLOSED CAP | 2 | PZ | | | | | | | | | | | | | | | | | | | | | | | | | | | | | | | | | | | | | | | | | | | | | | | | | | | | | | | | | | | | | | | | | | | | | | | | | | | | | | | | | | | | | | |
| RC1356A0 | *STRAIGHT THREADED FEMALE END 8X1/4" BS | 1 | PZ | | | | | | | | | | | | | | | | | | | | | | | | | | | | | | | | | | | | | | | | | | | | | | | | | | | | | | | | | | | | | | | | | | | | | | | | | | | | | | | | | | | | | | |
| TB2820A0 | 6X10 EPDM PIPE FOR WASHING SYSTEM | 2.890 | M | | | | | | | | | | | | | | | | | | | | | | | | | | | | | | | | | | | | | | | | | | | | | | | | | | | | | | | | | | | | | | | | | | | | | | | | | | | | | | | | | | | | | | |
| TB3132A0 | WHITE-BLUE EPDM TEXTILE BRAID HOSE 6X12 | 1.600 | M | | | | | | | | | | | | | | | | | | | | | | | | | | | | | | | | | | | | | | | | | | | | | | | | | | | | | | | | | | | | | | | | | | | | | | | | | | | | | | | | | | | | | | |
| VI1220A1 | 4,2X12 TCB SELF-TAPPIN G SCREW | 3 | PZ | | | | | | | | | | | | | | | | | | | | | | | | | | | | | | | | | | | | | | | | | | | | | | | | | | | | | | | | | | | | | | | | | | | | | | | | | | | | | | | | | | | | | | |
| VL1019A0 | VIBRATION PUMP | 1 | PZ | | | | | | | | | | | | | | | | | | | | | | | | | | | | | | | | | | | | | | | | | | | | | | | | | | | | | | | | | | | | | | | | | | | | | | | | | | | | | | | | | | | | | | |
| VL1047A1 | D6 PIPE HOLDER - D8 J.G. TERMINAL | 1 | PZ | | | | | | | | | | | | | | | | | | | | | | | | | | | | | | | | | | | | | | | | | | | | | | | | | | | | | | | | | | | | | | | | | | | | | | | | | | | | | | | | | | | | | | |
| VL1065A1 | 1/4 MALE N.O. PRESSURE SWITCH | 1 | PZ | | | | | | | | | | | | | | | | | | | | | | | | | | | | | | | | | | | | | | | | | | | | | | | | | | | | | | | | | | | | | | | | | | | | | | | | | | | | | | | | | | | | | | |
| VL1102A1 | DETERGENT LINE FILTER + BARBED VNR 6 MM | 1 | PZ | | | | | | | | | | | | | | | | | | | | | | | | | | | | | | | | | | | | | | | | | | | | | | | | | | | | | | | | | | | | | | | | | | | | | | | | | | | | | | | | | | | | | | |
| VL1128A1 | D6 BARBED CHECK VALVE | 2 | PZ | | | | | | | | | | | | | | | | | | | | | | | | | | | | | | | | | | | | | | | | | | | | | | | | | | | | | | | | | | | | | | | | | | | | | | | | | | | | | | | | | | | | | | |
| VL1141A1 | STRAIGHT CONNECT BB6-BB6 | 1 | PZ | | | | | | | | | | | | | | | | | | | | | | | | | | | | | | | | | | | | | | | | | | | | | | | | | | | | | | | | | | | | | | | | | | | | | | | | | | | | | | | | | | | | | | |
| VL1165A0 | BB6-AR6 STRAIGHT FITTING | 1 | PZ | | | | | | | | | | | | | | | | | | | | | | | | | | | | | | | | | | | | | | | | | | | | | | | | | | | | | | | | | | | | | | | | | | | | | | | | | | | | | | | | | | | | | | |




| COMPONENT | | | SPARE PART | | | | | | | | | | | | | | | | | | | | | | | | | | | | | | | | | | | | | | | | | | | | | | | | | | | | | | | |
|-----------|---|---|------------|---|---|------|-------------|--------------------------------|-----|----------|-------------------|----|----|----------|---------------------------|-------------------------------|----|----------|---------------------------------|--------------------------|----|----------|---------------------------------------|-------------------------------|----|----------|------------------------------------|--------------------|----|----------|--------------------------------|--------------|----|----|----------|---------------------|---|----|----------|-----------------|---|----|----------|---|---|----|----------|-----------------------------------|-------|---|----------|---|-------|---|----------|--------------------------------|---|----|
| Code | Description | Image | Code | Description | Components list | | | | | | | | | | | | | | | | | | | | | | | | | | | | | | | | | | | | | | | | | | | | | | | | | | | | | |
| VL1165A | BB6-AR6 STRAIGHT FITTING |  | KVL1208A | US PLUS 2 ROTOR ARMS WASHING SYSTEM KIT | <table border="1"> <thead> <tr> <th>Code</th> <th>Description</th> <th>Qty</th> <th>UOM</th> </tr> </thead> <tbody> <tr> <td>VL1166A0</td> <td>BB6-AR6 L FITTING</td> <td>4</td> <td>PZ</td> </tr> <tr> <td>VL1174C0</td> <td>D1.2 MM CALIBRATED NOZZLE</td> <td>1</td> <td>PZ</td> </tr> <tr> <td>VL1186A0</td> <td>3 WAYS PLUS WASHING DISTRIBUTOR</td> <td>1</td> <td>PZ</td> </tr> <tr> <td>VL1190A0</td> <td>PLUS WASHING SYSTEM INLET DISTRIBUTOR</td> <td>1</td> <td>PZ</td> </tr> <tr> <td>VM1605A0</td> <td>CLIP TWIST LOCK DIAM. 10,2-12,7 MM</td> <td>6</td> <td>PZ</td> </tr> <tr> <td>VM2172A0</td> <td>PUMP-WITH-CI RCUIT LOCKING PIN</td> <td>9</td> <td>PZ</td> </tr> </tbody> </table> | Code | Description | Qty | UOM | VL1166A0 | BB6-AR6 L FITTING | 4 | PZ | VL1174C0 | D1.2 MM CALIBRATED NOZZLE | 1 | PZ | VL1186A0 | 3 WAYS PLUS WASHING DISTRIBUTOR | 1 | PZ | VL1190A0 | PLUS WASHING SYSTEM INLET DISTRIBUTOR | 1 | PZ | VM1605A0 | CLIP TWIST LOCK DIAM. 10,2-12,7 MM | 6 | PZ | VM2172A0 | PUMP-WITH-CI RCUIT LOCKING PIN | 9 | PZ | | | | | | | | | | | | | | | | | | | | | | | | | |
| | | | Code | Description | Qty | UOM | | | | | | | | | | | | | | | | | | | | | | | | | | | | | | | | | | | | | | | | | | | | | | | | | | | | |
| VL1166A0 | BB6-AR6 L FITTING | 4 | PZ | | | | | | | | | | | | | | | | | | | | | | | | | | | | | | | | | | | | | | | | | | | | | | | | | | | | | | | |
| VL1174C0 | D1.2 MM CALIBRATED NOZZLE | 1 | PZ | | | | | | | | | | | | | | | | | | | | | | | | | | | | | | | | | | | | | | | | | | | | | | | | | | | | | | | |
| VL1186A0 | 3 WAYS PLUS WASHING DISTRIBUTOR | 1 | PZ | | | | | | | | | | | | | | | | | | | | | | | | | | | | | | | | | | | | | | | | | | | | | | | | | | | | | | | |
| VL1190A0 | PLUS WASHING SYSTEM INLET DISTRIBUTOR | 1 | PZ | | | | | | | | | | | | | | | | | | | | | | | | | | | | | | | | | | | | | | | | | | | | | | | | | | | | | | | |
| VM1605A0 | CLIP TWIST LOCK DIAM. 10,2-12,7 MM | 6 | PZ | | | | | | | | | | | | | | | | | | | | | | | | | | | | | | | | | | | | | | | | | | | | | | | | | | | | | | | |
| VM2172A0 | PUMP-WITH-CI RCUIT LOCKING PIN | 9 | PZ | | | | | | | | | | | | | | | | | | | | | | | | | | | | | | | | | | | | | | | | | | | | | | | | | | | | | | | |
| KVL1207A | US PLUS 1 ROTOR ARM WASHING SYSTEM KIT | <table border="1"> <thead> <tr> <th>Code</th> <th>Description</th> <th>Qty</th> <th>UOM</th> </tr> </thead> <tbody> <tr> <td>0H2354A0</td> <td>XEVC-XEVL WASHING CIRCUIT PLAT</td> <td>1</td> <td>PZ</td> </tr> <tr> <td>0H2411A0</td> <td>US</td> <td>1</td> <td>PZ</td> </tr> <tr> <td>EL1450A0</td> <td>SELF-CLEANIN G WATER SOLENOID</td> <td>3</td> <td>PZ</td> </tr> <tr> <td>GN1526A0</td> <td>INT. D.=6.9 TH=1.8 O-RIN</td> <td>7</td> <td>PZ</td> </tr> <tr> <td>RC1018A0</td> <td>ZINC PLATED D12 ELASTIC CLAMP</td> <td>3</td> <td>PZ</td> </tr> <tr> <td>RC1019A0</td> <td>D=10 ELASTIC CLAMP</td> <td>14</td> <td>PZ</td> </tr> <tr> <td>RC1130A0</td> <td>130X2,6 CLAM</td> <td>1</td> <td>PZ</td> </tr> <tr> <td>RC1131A0</td> <td>200X2,6 BLACK CLAMP</td> <td>2</td> <td>PZ</td> </tr> <tr> <td>RC1242A0</td> <td>D=10 CLOSED CAP</td> <td>2</td> <td>PZ</td> </tr> <tr> <td>RC1356A0</td> <td>"STRAIGHT THREADED FEMALE END 8X1/4" BS</td> <td>1</td> <td>PZ</td> </tr> <tr> <td>TB2820A0</td> <td>6X10 EPDM PIPE FOR WASHING SYSTEM</td> <td>1.460</td> <td>M</td> </tr> <tr> <td>TB3132A0</td> <td>WHITE-BLUE EPDM TEXTILE BRAID HOSE 6X12</td> <td>0.770</td> <td>M</td> </tr> <tr> <td>VI1220A1</td> <td>4,2X12 TCB SELF-TAPPIN G SCREW</td> <td>3</td> <td>PZ</td> </tr> </tbody> </table> | Code | Description | Qty | UOM | 0H2354A0 | XEVC-XEVL WASHING CIRCUIT PLAT | 1 | PZ | 0H2411A0 | US | 1 | PZ | EL1450A0 | SELF-CLEANIN G WATER SOLENOID | 3 | PZ | GN1526A0 | INT. D.=6.9 TH=1.8 O-RIN | 7 | PZ | RC1018A0 | ZINC PLATED D12 ELASTIC CLAMP | 3 | PZ | RC1019A0 | D=10 ELASTIC CLAMP | 14 | PZ | RC1130A0 | 130X2,6 CLAM | 1 | PZ | RC1131A0 | 200X2,6 BLACK CLAMP | 2 | PZ | RC1242A0 | D=10 CLOSED CAP | 2 | PZ | RC1356A0 | "STRAIGHT THREADED FEMALE END 8X1/4" BS | 1 | PZ | TB2820A0 | 6X10 EPDM PIPE FOR WASHING SYSTEM | 1.460 | M | TB3132A0 | WHITE-BLUE EPDM TEXTILE BRAID HOSE 6X12 | 0.770 | M | VI1220A1 | 4,2X12 TCB SELF-TAPPIN G SCREW | 3 | PZ |
| Code | Description | Qty | UOM | | | | | | | | | | | | | | | | | | | | | | | | | | | | | | | | | | | | | | | | | | | | | | | | | | | | | | | |
| 0H2354A0 | XEVC-XEVL WASHING CIRCUIT PLAT | 1 | PZ | | | | | | | | | | | | | | | | | | | | | | | | | | | | | | | | | | | | | | | | | | | | | | | | | | | | | | | |
| 0H2411A0 | US | 1 | PZ | | | | | | | | | | | | | | | | | | | | | | | | | | | | | | | | | | | | | | | | | | | | | | | | | | | | | | | |
| EL1450A0 | SELF-CLEANIN G WATER SOLENOID | 3 | PZ | | | | | | | | | | | | | | | | | | | | | | | | | | | | | | | | | | | | | | | | | | | | | | | | | | | | | | | |
| GN1526A0 | INT. D.=6.9 TH=1.8 O-RIN | 7 | PZ | | | | | | | | | | | | | | | | | | | | | | | | | | | | | | | | | | | | | | | | | | | | | | | | | | | | | | | |
| RC1018A0 | ZINC PLATED D12 ELASTIC CLAMP | 3 | PZ | | | | | | | | | | | | | | | | | | | | | | | | | | | | | | | | | | | | | | | | | | | | | | | | | | | | | | | |
| RC1019A0 | D=10 ELASTIC CLAMP | 14 | PZ | | | | | | | | | | | | | | | | | | | | | | | | | | | | | | | | | | | | | | | | | | | | | | | | | | | | | | | |
| RC1130A0 | 130X2,6 CLAM | 1 | PZ | | | | | | | | | | | | | | | | | | | | | | | | | | | | | | | | | | | | | | | | | | | | | | | | | | | | | | | |
| RC1131A0 | 200X2,6 BLACK CLAMP | 2 | PZ | | | | | | | | | | | | | | | | | | | | | | | | | | | | | | | | | | | | | | | | | | | | | | | | | | | | | | | |
| RC1242A0 | D=10 CLOSED CAP | 2 | PZ | | | | | | | | | | | | | | | | | | | | | | | | | | | | | | | | | | | | | | | | | | | | | | | | | | | | | | | |
| RC1356A0 | "STRAIGHT THREADED FEMALE END 8X1/4" BS | 1 | PZ | | | | | | | | | | | | | | | | | | | | | | | | | | | | | | | | | | | | | | | | | | | | | | | | | | | | | | | |
| TB2820A0 | 6X10 EPDM PIPE FOR WASHING SYSTEM | 1.460 | M | | | | | | | | | | | | | | | | | | | | | | | | | | | | | | | | | | | | | | | | | | | | | | | | | | | | | | | |
| TB3132A0 | WHITE-BLUE EPDM TEXTILE BRAID HOSE 6X12 | 0.770 | M | | | | | | | | | | | | | | | | | | | | | | | | | | | | | | | | | | | | | | | | | | | | | | | | | | | | | | | |
| VI1220A1 | 4,2X12 TCB SELF-TAPPIN G SCREW | 3 | PZ | | | | | | | | | | | | | | | | | | | | | | | | | | | | | | | | | | | | | | | | | | | | | | | | | | | | | | | |





| COMPONENT | | | SPARE PART | | | | | | | | | | | | | | | | | | | | | | | | | | | | | | | | | | | | | | | | | | | | | | | | | | | | | | |
|-----------|---|---|------------|--|---|-------------|-------------|-----|-----|----------|-------------------------|---|----|----------|-----------------------------------|---|----|----------|-------------------------------|---|----|----------|---|---|----|----------|-----------------------|----|----|----------|--------------------------|---|----|----------|-------------------|---|----|----------|---------------------------|---|----|----------|---------------------------------|---|----|----------|---------------------------------------|---|----|----------|------------------------------------|---|----|----------|--------------------------------|---|----|
| Code | Description | Image | Code | Description | Components list | | | | | | | | | | | | | | | | | | | | | | | | | | | | | | | | | | | | | | | | | | | | | | | | | | | | |
| VL1165A | BB6-AR6 STRAIGHT FITTING |  | KVL1207A | US PLUS 1 ROTOR ARM WASHING SYSTEM KIT | <table border="1"> <thead> <tr> <th>Code</th> <th>Description</th> <th>Qty</th> <th>UOM</th> </tr> </thead> <tbody> <tr> <td>VL1019A0</td> <td>VIBRATION PUMP</td> <td>1</td> <td>PZ</td> </tr> <tr> <td>VL1047A1</td> <td>D6 PIPE HOLDER - D8 J.G. TERMINAL</td> <td>1</td> <td>PZ</td> </tr> <tr> <td>VL1065A1</td> <td>1/4 MALE N.O. PRESSURE SWITCH</td> <td>1</td> <td>PZ</td> </tr> <tr> <td>VL1102A1</td> <td>DETERGENT LINE FILTER + BARBED VNR 6 MM</td> <td>1</td> <td>PZ</td> </tr> <tr> <td>VL1128A1</td> <td>D6 BARBED CHECK VALVE</td> <td>2</td> <td>PZ</td> </tr> <tr> <td>VL1165A0</td> <td>BB6-AR6 STRAIGHT FITTING</td> <td>1</td> <td>PZ</td> </tr> <tr> <td>VL1166A0</td> <td>BB6-AR6 L FITTING</td> <td>3</td> <td>PZ</td> </tr> <tr> <td>VL1174C0</td> <td>D1.2 MM CALIBRATED NOZZLE</td> <td>1</td> <td>PZ</td> </tr> <tr> <td>VL1185A0</td> <td>2 WAYS PLUS WASHING DISTRIBUTOR</td> <td>1</td> <td>PZ</td> </tr> <tr> <td>VL1190A0</td> <td>PLUS WASHING SYSTEM INLET DISTRIBUTOR</td> <td>1</td> <td>PZ</td> </tr> <tr> <td>VM1605A0</td> <td>CLIP TWIST LOCK DIAM. 10.2-12.7 MM</td> <td>6</td> <td>PZ</td> </tr> <tr> <td>VM2172A0</td> <td>PUMP-WITH-CI RCUIT LOCKING PIN</td> <td>6</td> <td>PZ</td> </tr> </tbody> </table> | Code | Description | Qty | UOM | VL1019A0 | VIBRATION PUMP | 1 | PZ | VL1047A1 | D6 PIPE HOLDER - D8 J.G. TERMINAL | 1 | PZ | VL1065A1 | 1/4 MALE N.O. PRESSURE SWITCH | 1 | PZ | VL1102A1 | DETERGENT LINE FILTER + BARBED VNR 6 MM | 1 | PZ | VL1128A1 | D6 BARBED CHECK VALVE | 2 | PZ | VL1165A0 | BB6-AR6 STRAIGHT FITTING | 1 | PZ | VL1166A0 | BB6-AR6 L FITTING | 3 | PZ | VL1174C0 | D1.2 MM CALIBRATED NOZZLE | 1 | PZ | VL1185A0 | 2 WAYS PLUS WASHING DISTRIBUTOR | 1 | PZ | VL1190A0 | PLUS WASHING SYSTEM INLET DISTRIBUTOR | 1 | PZ | VM1605A0 | CLIP TWIST LOCK DIAM. 10.2-12.7 MM | 6 | PZ | VM2172A0 | PUMP-WITH-CI RCUIT LOCKING PIN | 6 | PZ |
| | | | | | Code | Description | Qty | UOM | | | | | | | | | | | | | | | | | | | | | | | | | | | | | | | | | | | | | | | | | | | | | | | | | |
| VL1019A0 | VIBRATION PUMP | 1 | PZ | | | | | | | | | | | | | | | | | | | | | | | | | | | | | | | | | | | | | | | | | | | | | | | | | | | | | | |
| VL1047A1 | D6 PIPE HOLDER - D8 J.G. TERMINAL | 1 | PZ | | | | | | | | | | | | | | | | | | | | | | | | | | | | | | | | | | | | | | | | | | | | | | | | | | | | | | |
| VL1065A1 | 1/4 MALE N.O. PRESSURE SWITCH | 1 | PZ | | | | | | | | | | | | | | | | | | | | | | | | | | | | | | | | | | | | | | | | | | | | | | | | | | | | | | |
| VL1102A1 | DETERGENT LINE FILTER + BARBED VNR 6 MM | 1 | PZ | | | | | | | | | | | | | | | | | | | | | | | | | | | | | | | | | | | | | | | | | | | | | | | | | | | | | | |
| VL1128A1 | D6 BARBED CHECK VALVE | 2 | PZ | | | | | | | | | | | | | | | | | | | | | | | | | | | | | | | | | | | | | | | | | | | | | | | | | | | | | | |
| VL1165A0 | BB6-AR6 STRAIGHT FITTING | 1 | PZ | | | | | | | | | | | | | | | | | | | | | | | | | | | | | | | | | | | | | | | | | | | | | | | | | | | | | | |
| VL1166A0 | BB6-AR6 L FITTING | 3 | PZ | | | | | | | | | | | | | | | | | | | | | | | | | | | | | | | | | | | | | | | | | | | | | | | | | | | | | | |
| VL1174C0 | D1.2 MM CALIBRATED NOZZLE | 1 | PZ | | | | | | | | | | | | | | | | | | | | | | | | | | | | | | | | | | | | | | | | | | | | | | | | | | | | | | |
| VL1185A0 | 2 WAYS PLUS WASHING DISTRIBUTOR | 1 | PZ | | | | | | | | | | | | | | | | | | | | | | | | | | | | | | | | | | | | | | | | | | | | | | | | | | | | | | |
| VL1190A0 | PLUS WASHING SYSTEM INLET DISTRIBUTOR | 1 | PZ | | | | | | | | | | | | | | | | | | | | | | | | | | | | | | | | | | | | | | | | | | | | | | | | | | | | | | |
| VM1605A0 | CLIP TWIST LOCK DIAM. 10.2-12.7 MM | 6 | PZ | | | | | | | | | | | | | | | | | | | | | | | | | | | | | | | | | | | | | | | | | | | | | | | | | | | | | | |
| VM2172A0 | PUMP-WITH-CI RCUIT LOCKING PIN | 6 | PZ | | | | | | | | | | | | | | | | | | | | | | | | | | | | | | | | | | | | | | | | | | | | | | | | | | | | | | |
| | | | KVL1198A | MM EU HOOD CLEANING SYSTEM KIT | <table border="1"> <thead> <tr> <th>Code</th> <th>Description</th> <th>Qty</th> <th>UOM</th> </tr> </thead> <tbody> <tr> <td>0H2213A1</td> <td>HOOD WATER CIRCUIT PLAT</td> <td>1</td> <td>PZ</td> </tr> <tr> <td>EL1440A0</td> <td>WATER SELF CLEANING VALVE</td> <td>2</td> <td>PZ</td> </tr> <tr> <td>GN1526A0</td> <td>INT. D.=6.9 TH=1.8 O-RIN</td> <td>5</td> <td>PZ</td> </tr> <tr> <td>RC1018A0</td> <td>ZINC PLATED D12 ELASTIC CLAMP</td> <td>6</td> <td>PZ</td> </tr> <tr> <td>RC1019A0</td> <td>D=10 ELASTIC CLAMP</td> <td>16</td> <td>PZ</td> </tr> <tr> <td>RC1131A0</td> <td>200X2.6 BLACK CLAMP</td> <td>1</td> <td>PZ</td> </tr> <tr> <td>RC1242A0</td> <td>D=10 CLOSED CAP</td> <td>2</td> <td>PZ</td> </tr> </tbody> </table> | Code | Description | Qty | UOM | 0H2213A1 | HOOD WATER CIRCUIT PLAT | 1 | PZ | EL1440A0 | WATER SELF CLEANING VALVE | 2 | PZ | GN1526A0 | INT. D.=6.9 TH=1.8 O-RIN | 5 | PZ | RC1018A0 | ZINC PLATED D12 ELASTIC CLAMP | 6 | PZ | RC1019A0 | D=10 ELASTIC CLAMP | 16 | PZ | RC1131A0 | 200X2.6 BLACK CLAMP | 1 | PZ | RC1242A0 | D=10 CLOSED CAP | 2 | PZ | | | | | | | | | | | | | | | | | | | | |
| Code | Description | Qty | UOM | | | | | | | | | | | | | | | | | | | | | | | | | | | | | | | | | | | | | | | | | | | | | | | | | | | | | | |
| 0H2213A1 | HOOD WATER CIRCUIT PLAT | 1 | PZ | | | | | | | | | | | | | | | | | | | | | | | | | | | | | | | | | | | | | | | | | | | | | | | | | | | | | | |
| EL1440A0 | WATER SELF CLEANING VALVE | 2 | PZ | | | | | | | | | | | | | | | | | | | | | | | | | | | | | | | | | | | | | | | | | | | | | | | | | | | | | | |
| GN1526A0 | INT. D.=6.9 TH=1.8 O-RIN | 5 | PZ | | | | | | | | | | | | | | | | | | | | | | | | | | | | | | | | | | | | | | | | | | | | | | | | | | | | | | |
| RC1018A0 | ZINC PLATED D12 ELASTIC CLAMP | 6 | PZ | | | | | | | | | | | | | | | | | | | | | | | | | | | | | | | | | | | | | | | | | | | | | | | | | | | | | | |
| RC1019A0 | D=10 ELASTIC CLAMP | 16 | PZ | | | | | | | | | | | | | | | | | | | | | | | | | | | | | | | | | | | | | | | | | | | | | | | | | | | | | | |
| RC1131A0 | 200X2.6 BLACK CLAMP | 1 | PZ | | | | | | | | | | | | | | | | | | | | | | | | | | | | | | | | | | | | | | | | | | | | | | | | | | | | | | |
| RC1242A0 | D=10 CLOSED CAP | 2 | PZ | | | | | | | | | | | | | | | | | | | | | | | | | | | | | | | | | | | | | | | | | | | | | | | | | | | | | | |


| COMPONENT | | | SPARE PART | | | | | | | | | | | | | | | | | | | | | | | | | | | | | | | | | | | | | | | | | | | | | | | | | | | | | | | | | | | | | | | | | | |
|-----------|---|---|------------|--|---|------|-------------|-----|-----|----------|-----------------------------------|-------|----|----------|---|-------|----|----------|--------------------------------|---|----|----------|----------------|---|----|----------|-----------------------------------|---|----|----------|-----------------------------------|---|----|----------|---|---|----|----------|-----------------------------|---|----|----------|-----------------------|---|----|----------|--------------------------|---|----|----------|-------------------|---|----|----------|---------------------------|---|----|----------|-------------------------------------|---|----|----------|------------------------------------|---|----|----------|--------------------------------|---|----|
| Code | Description | Image | Code | Description | Components list | | | | | | | | | | | | | | | | | | | | | | | | | | | | | | | | | | | | | | | | | | | | | | | | | | | | | | | | | | | | | | | | |
| VL1165A | BB6-AR6 STRAIGHT FITTING |  | KVL1198A | MM EU HOOD CLEANING SYSTEM KIT | <table border="1"> <thead> <tr> <th>Code</th> <th>Description</th> <th>Qty</th> <th>UOM</th> </tr> </thead> <tbody> <tr> <td>TB2820A0</td> <td>6X10 EPDM PIPE FOR WASHING SYSTEM</td> <td>2.240</td> <td>M</td> </tr> <tr> <td>TB3132A0</td> <td>WHITE-BLUE EPDM TEXTILE BRAID HOSE 6X12</td> <td>0.440</td> <td>M</td> </tr> <tr> <td>VI1220A1</td> <td>4,2X12 TCB SELF-TAPPIN G SCREW</td> <td>3</td> <td>PZ</td> </tr> <tr> <td>VL1019A0</td> <td>VIBRATION PUMP</td> <td>1</td> <td>PZ</td> </tr> <tr> <td>VL1047A1</td> <td>D6 PIPE HOLDER - D8 J.G. TERMINAL</td> <td>2</td> <td>PZ</td> </tr> <tr> <td>VL1054B0</td> <td>ONE WASHING SYS INLET DISTRIBUTOR</td> <td>1</td> <td>PZ</td> </tr> <tr> <td>VL1102A1</td> <td>DETERGENT LINE FILTER + BARBED VNR 6 MM</td> <td>1</td> <td>PZ</td> </tr> <tr> <td>VL1127A1</td> <td>6MM BARBED T-SHAPED FITTING</td> <td>1</td> <td>PZ</td> </tr> <tr> <td>VL1128A1</td> <td>D6 BARBED CHECK VALVE</td> <td>2</td> <td>PZ</td> </tr> <tr> <td>VL1165A0</td> <td>BB6-AR6 STRAIGHT FITTING</td> <td>2</td> <td>PZ</td> </tr> <tr> <td>VL1166A0</td> <td>BB6-AR6 L FITTING</td> <td>2</td> <td>PZ</td> </tr> <tr> <td>VL1174C0</td> <td>D1.2 MM CALIBRATED NOZZLE</td> <td>1</td> <td>PZ</td> </tr> <tr> <td>VL1191A0</td> <td>ONE WASHING DISTRIBUTOR OUTLETS KIT</td> <td>1</td> <td>PZ</td> </tr> <tr> <td>VM1605A0</td> <td>CLIP TWIST LOCK DIAM. 10,2-12,7 MM</td> <td>4</td> <td>PZ</td> </tr> <tr> <td>VM2172A0</td> <td>PUMP-WITH-CI RCUIT LOCKING PIN</td> <td>5</td> <td>PZ</td> </tr> </tbody> </table> | Code | Description | Qty | UOM | TB2820A0 | 6X10 EPDM PIPE FOR WASHING SYSTEM | 2.240 | M | TB3132A0 | WHITE-BLUE EPDM TEXTILE BRAID HOSE 6X12 | 0.440 | M | VI1220A1 | 4,2X12 TCB SELF-TAPPIN G SCREW | 3 | PZ | VL1019A0 | VIBRATION PUMP | 1 | PZ | VL1047A1 | D6 PIPE HOLDER - D8 J.G. TERMINAL | 2 | PZ | VL1054B0 | ONE WASHING SYS INLET DISTRIBUTOR | 1 | PZ | VL1102A1 | DETERGENT LINE FILTER + BARBED VNR 6 MM | 1 | PZ | VL1127A1 | 6MM BARBED T-SHAPED FITTING | 1 | PZ | VL1128A1 | D6 BARBED CHECK VALVE | 2 | PZ | VL1165A0 | BB6-AR6 STRAIGHT FITTING | 2 | PZ | VL1166A0 | BB6-AR6 L FITTING | 2 | PZ | VL1174C0 | D1.2 MM CALIBRATED NOZZLE | 1 | PZ | VL1191A0 | ONE WASHING DISTRIBUTOR OUTLETS KIT | 1 | PZ | VM1605A0 | CLIP TWIST LOCK DIAM. 10,2-12,7 MM | 4 | PZ | VM2172A0 | PUMP-WITH-CI RCUIT LOCKING PIN | 5 | PZ |
| Code | Description | Qty | UOM | | | | | | | | | | | | | | | | | | | | | | | | | | | | | | | | | | | | | | | | | | | | | | | | | | | | | | | | | | | | | | | | | | |
| TB2820A0 | 6X10 EPDM PIPE FOR WASHING SYSTEM | 2.240 | M | | | | | | | | | | | | | | | | | | | | | | | | | | | | | | | | | | | | | | | | | | | | | | | | | | | | | | | | | | | | | | | | | | |
| TB3132A0 | WHITE-BLUE EPDM TEXTILE BRAID HOSE 6X12 | 0.440 | M | | | | | | | | | | | | | | | | | | | | | | | | | | | | | | | | | | | | | | | | | | | | | | | | | | | | | | | | | | | | | | | | | | |
| VI1220A1 | 4,2X12 TCB SELF-TAPPIN G SCREW | 3 | PZ | | | | | | | | | | | | | | | | | | | | | | | | | | | | | | | | | | | | | | | | | | | | | | | | | | | | | | | | | | | | | | | | | | |
| VL1019A0 | VIBRATION PUMP | 1 | PZ | | | | | | | | | | | | | | | | | | | | | | | | | | | | | | | | | | | | | | | | | | | | | | | | | | | | | | | | | | | | | | | | | | |
| VL1047A1 | D6 PIPE HOLDER - D8 J.G. TERMINAL | 2 | PZ | | | | | | | | | | | | | | | | | | | | | | | | | | | | | | | | | | | | | | | | | | | | | | | | | | | | | | | | | | | | | | | | | | |
| VL1054B0 | ONE WASHING SYS INLET DISTRIBUTOR | 1 | PZ | | | | | | | | | | | | | | | | | | | | | | | | | | | | | | | | | | | | | | | | | | | | | | | | | | | | | | | | | | | | | | | | | | |
| VL1102A1 | DETERGENT LINE FILTER + BARBED VNR 6 MM | 1 | PZ | | | | | | | | | | | | | | | | | | | | | | | | | | | | | | | | | | | | | | | | | | | | | | | | | | | | | | | | | | | | | | | | | | |
| VL1127A1 | 6MM BARBED T-SHAPED FITTING | 1 | PZ | | | | | | | | | | | | | | | | | | | | | | | | | | | | | | | | | | | | | | | | | | | | | | | | | | | | | | | | | | | | | | | | | | |
| VL1128A1 | D6 BARBED CHECK VALVE | 2 | PZ | | | | | | | | | | | | | | | | | | | | | | | | | | | | | | | | | | | | | | | | | | | | | | | | | | | | | | | | | | | | | | | | | | |
| VL1165A0 | BB6-AR6 STRAIGHT FITTING | 2 | PZ | | | | | | | | | | | | | | | | | | | | | | | | | | | | | | | | | | | | | | | | | | | | | | | | | | | | | | | | | | | | | | | | | | |
| VL1166A0 | BB6-AR6 L FITTING | 2 | PZ | | | | | | | | | | | | | | | | | | | | | | | | | | | | | | | | | | | | | | | | | | | | | | | | | | | | | | | | | | | | | | | | | | |
| VL1174C0 | D1.2 MM CALIBRATED NOZZLE | 1 | PZ | | | | | | | | | | | | | | | | | | | | | | | | | | | | | | | | | | | | | | | | | | | | | | | | | | | | | | | | | | | | | | | | | | |
| VL1191A0 | ONE WASHING DISTRIBUTOR OUTLETS KIT | 1 | PZ | | | | | | | | | | | | | | | | | | | | | | | | | | | | | | | | | | | | | | | | | | | | | | | | | | | | | | | | | | | | | | | | | | |
| VM1605A0 | CLIP TWIST LOCK DIAM. 10,2-12,7 MM | 4 | PZ | | | | | | | | | | | | | | | | | | | | | | | | | | | | | | | | | | | | | | | | | | | | | | | | | | | | | | | | | | | | | | | | | | |
| VM2172A0 | PUMP-WITH-CI RCUIT LOCKING PIN | 5 | PZ | | | | | | | | | | | | | | | | | | | | | | | | | | | | | | | | | | | | | | | | | | | | | | | | | | | | | | | | | | | | | | | | | | |
| | | | KVL1187A | 3 ROTOR ARMS PLUS EU CLEANING SYSTEM KIT | <table border="1"> <thead> <tr> <th>Code</th> <th>Description</th> <th>Qty</th> <th>UOM</th> </tr> </thead> <tbody> <tr> <td>0H2143A0</td> <td>LAMIERA BLOCCA VNR VL1128</td> <td>3</td> <td>PZ</td> </tr> <tr> <td>0H2168A0</td> <td></td> <td>1</td> <td>PZ</td> </tr> </tbody> </table> | Code | Description | Qty | UOM | 0H2143A0 | LAMIERA BLOCCA VNR VL1128 | 3 | PZ | 0H2168A0 | | 1 | PZ | | | | | | | | | | | | | | | | | | | | | | | | | | | | | | | | | | | | | | | | | | | | | | | | | | | | |
| Code | Description | Qty | UOM | | | | | | | | | | | | | | | | | | | | | | | | | | | | | | | | | | | | | | | | | | | | | | | | | | | | | | | | | | | | | | | | | | |
| 0H2143A0 | LAMIERA BLOCCA VNR VL1128 | 3 | PZ | | | | | | | | | | | | | | | | | | | | | | | | | | | | | | | | | | | | | | | | | | | | | | | | | | | | | | | | | | | | | | | | | | |
| 0H2168A0 | | 1 | PZ | | | | | | | | | | | | | | | | | | | | | | | | | | | | | | | | | | | | | | | | | | | | | | | | | | | | | | | | | | | | | | | | | | |





| COMPONENT | | | SPARE PART | | | | | | | | | | | | | | | | | | | | | | | | | | | | | | | | | | | | | | | | | | | | | | | | | | | | | | | | | | | | | | | | | | | | | | | | | | | | | | | | | | |
|-----------|--|---|------------|--|---|------|-------------|-----|-----|----------|--------------------------------|---|----|----------|--|---|----|----------|--------------------------------|---|----|----------|---------------------------|---|----|----------|--------------------------|---|----|----------|-------------------------------|----|----|----------|--------------------|----|----|----------|--------------|---|----|----------|---------------------|---|----|----------|-----------------|---|----|----------|-----------------------|---|----|----------|---|---|----|----------|-----------------------------------|-------|---|----------|---|-------|---|----------|--------------------------------|---|----|----------|----------------|---|----|----------|-----------------------------------|---|----|----------|-----------------------------------|---|----|----------|------------------------------------|---|----|
| Code | Description | Image | Code | Description | Components list | | | | | | | | | | | | | | | | | | | | | | | | | | | | | | | | | | | | | | | | | | | | | | | | | | | | | | | | | | | | | | | | | | | | | | | | | | | | | | | | |
| VL1165A | BB6-AR6 STRAIGHT FITTING |  | KVL1187A | 3 ROTOR ARMS PLUS EU CLEANING SYSTEM KIT | <table border="1"> <thead> <tr> <th>Code</th> <th>Description</th> <th>Qty</th> <th>UOM</th> </tr> </thead> <tbody> <tr> <td>0H2354A0</td> <td>XEVC-XEVL WASHING CIRCUIT PLAT</td> <td>1</td> <td>PZ</td> </tr> <tr> <td>EL1120A0</td> <td>D8-D6 FEMALE STRAIGHT INTERM. CONNECTION</td> <td>1</td> <td>PZ</td> </tr> <tr> <td>EL1220A0</td> <td>JG STRAIGHT CONNECTION Ø8F-Ø8F</td> <td>2</td> <td>PZ</td> </tr> <tr> <td>EL1440A0</td> <td>WATER SELF CLEANING VALVE</td> <td>4</td> <td>PZ</td> </tr> <tr> <td>GN1526A0</td> <td>INT. D.=6.9 TH=1.8 O-RIN</td> <td>9</td> <td>PZ</td> </tr> <tr> <td>RC1018A0</td> <td>ZINC PLATED D12 ELASTIC CLAMP</td> <td>10</td> <td>PZ</td> </tr> <tr> <td>RC1019A0</td> <td>D=10 ELASTIC CLAMP</td> <td>22</td> <td>PZ</td> </tr> <tr> <td>RC1130A0</td> <td>130X2,6 CLAM</td> <td>4</td> <td>PZ</td> </tr> <tr> <td>RC1131A0</td> <td>200X2.6 BLACK CLAMP</td> <td>3</td> <td>PZ</td> </tr> <tr> <td>RC1242A0</td> <td>D=10 CLOSED CAP</td> <td>2</td> <td>PZ</td> </tr> <tr> <td>RC1310A0</td> <td>140X4 CLAMP WITH CLIP</td> <td>1</td> <td>PZ</td> </tr> <tr> <td>RC1356A0</td> <td>"STRAIGHT THREADED FEMALE END 8X1/4" BS</td> <td>1</td> <td>PZ</td> </tr> <tr> <td>TB2820A0</td> <td>6X10 EPDM PIPE FOR WASHING SYSTEM</td> <td>1.510</td> <td>M</td> </tr> <tr> <td>TB3132A0</td> <td>WHITE-BLUE EPDM TEXTILE BRAID HOSE 6X12</td> <td>1.210</td> <td>M</td> </tr> <tr> <td>VI1220A1</td> <td>4,2X12 TCB SELF-TAPPIN G SCREW</td> <td>3</td> <td>PZ</td> </tr> <tr> <td>VL1019A0</td> <td>VIBRATION PUMP</td> <td>1</td> <td>PZ</td> </tr> <tr> <td>VL1046A1</td> <td>D6 PIPE HOLDER - D6 J.G. TERMINAL</td> <td>3</td> <td>PZ</td> </tr> <tr> <td>VL1047A1</td> <td>D6 PIPE HOLDER - D8 J.G. TERMINAL</td> <td>1</td> <td>PZ</td> </tr> <tr> <td>VL1064A0</td> <td>WASHING SYSTEM OUTLETS DISTRIBUTOR</td> <td>1</td> <td>PZ</td> </tr> </tbody> </table> | Code | Description | Qty | UOM | 0H2354A0 | XEVC-XEVL WASHING CIRCUIT PLAT | 1 | PZ | EL1120A0 | D8-D6 FEMALE STRAIGHT INTERM. CONNECTION | 1 | PZ | EL1220A0 | JG STRAIGHT CONNECTION Ø8F-Ø8F | 2 | PZ | EL1440A0 | WATER SELF CLEANING VALVE | 4 | PZ | GN1526A0 | INT. D.=6.9 TH=1.8 O-RIN | 9 | PZ | RC1018A0 | ZINC PLATED D12 ELASTIC CLAMP | 10 | PZ | RC1019A0 | D=10 ELASTIC CLAMP | 22 | PZ | RC1130A0 | 130X2,6 CLAM | 4 | PZ | RC1131A0 | 200X2.6 BLACK CLAMP | 3 | PZ | RC1242A0 | D=10 CLOSED CAP | 2 | PZ | RC1310A0 | 140X4 CLAMP WITH CLIP | 1 | PZ | RC1356A0 | "STRAIGHT THREADED FEMALE END 8X1/4" BS | 1 | PZ | TB2820A0 | 6X10 EPDM PIPE FOR WASHING SYSTEM | 1.510 | M | TB3132A0 | WHITE-BLUE EPDM TEXTILE BRAID HOSE 6X12 | 1.210 | M | VI1220A1 | 4,2X12 TCB SELF-TAPPIN G SCREW | 3 | PZ | VL1019A0 | VIBRATION PUMP | 1 | PZ | VL1046A1 | D6 PIPE HOLDER - D6 J.G. TERMINAL | 3 | PZ | VL1047A1 | D6 PIPE HOLDER - D8 J.G. TERMINAL | 1 | PZ | VL1064A0 | WASHING SYSTEM OUTLETS DISTRIBUTOR | 1 | PZ |
| Code | Description | Qty | UOM | | | | | | | | | | | | | | | | | | | | | | | | | | | | | | | | | | | | | | | | | | | | | | | | | | | | | | | | | | | | | | | | | | | | | | | | | | | | | | | | | | |
| 0H2354A0 | XEVC-XEVL WASHING CIRCUIT PLAT | 1 | PZ | | | | | | | | | | | | | | | | | | | | | | | | | | | | | | | | | | | | | | | | | | | | | | | | | | | | | | | | | | | | | | | | | | | | | | | | | | | | | | | | | | |
| EL1120A0 | D8-D6 FEMALE STRAIGHT INTERM. CONNECTION | 1 | PZ | | | | | | | | | | | | | | | | | | | | | | | | | | | | | | | | | | | | | | | | | | | | | | | | | | | | | | | | | | | | | | | | | | | | | | | | | | | | | | | | | | |
| EL1220A0 | JG STRAIGHT CONNECTION Ø8F-Ø8F | 2 | PZ | | | | | | | | | | | | | | | | | | | | | | | | | | | | | | | | | | | | | | | | | | | | | | | | | | | | | | | | | | | | | | | | | | | | | | | | | | | | | | | | | | |
| EL1440A0 | WATER SELF CLEANING VALVE | 4 | PZ | | | | | | | | | | | | | | | | | | | | | | | | | | | | | | | | | | | | | | | | | | | | | | | | | | | | | | | | | | | | | | | | | | | | | | | | | | | | | | | | | | |
| GN1526A0 | INT. D.=6.9 TH=1.8 O-RIN | 9 | PZ | | | | | | | | | | | | | | | | | | | | | | | | | | | | | | | | | | | | | | | | | | | | | | | | | | | | | | | | | | | | | | | | | | | | | | | | | | | | | | | | | | |
| RC1018A0 | ZINC PLATED D12 ELASTIC CLAMP | 10 | PZ | | | | | | | | | | | | | | | | | | | | | | | | | | | | | | | | | | | | | | | | | | | | | | | | | | | | | | | | | | | | | | | | | | | | | | | | | | | | | | | | | | |
| RC1019A0 | D=10 ELASTIC CLAMP | 22 | PZ | | | | | | | | | | | | | | | | | | | | | | | | | | | | | | | | | | | | | | | | | | | | | | | | | | | | | | | | | | | | | | | | | | | | | | | | | | | | | | | | | | |
| RC1130A0 | 130X2,6 CLAM | 4 | PZ | | | | | | | | | | | | | | | | | | | | | | | | | | | | | | | | | | | | | | | | | | | | | | | | | | | | | | | | | | | | | | | | | | | | | | | | | | | | | | | | | | |
| RC1131A0 | 200X2.6 BLACK CLAMP | 3 | PZ | | | | | | | | | | | | | | | | | | | | | | | | | | | | | | | | | | | | | | | | | | | | | | | | | | | | | | | | | | | | | | | | | | | | | | | | | | | | | | | | | | |
| RC1242A0 | D=10 CLOSED CAP | 2 | PZ | | | | | | | | | | | | | | | | | | | | | | | | | | | | | | | | | | | | | | | | | | | | | | | | | | | | | | | | | | | | | | | | | | | | | | | | | | | | | | | | | | |
| RC1310A0 | 140X4 CLAMP WITH CLIP | 1 | PZ | | | | | | | | | | | | | | | | | | | | | | | | | | | | | | | | | | | | | | | | | | | | | | | | | | | | | | | | | | | | | | | | | | | | | | | | | | | | | | | | | | |
| RC1356A0 | "STRAIGHT THREADED FEMALE END 8X1/4" BS | 1 | PZ | | | | | | | | | | | | | | | | | | | | | | | | | | | | | | | | | | | | | | | | | | | | | | | | | | | | | | | | | | | | | | | | | | | | | | | | | | | | | | | | | | |
| TB2820A0 | 6X10 EPDM PIPE FOR WASHING SYSTEM | 1.510 | M | | | | | | | | | | | | | | | | | | | | | | | | | | | | | | | | | | | | | | | | | | | | | | | | | | | | | | | | | | | | | | | | | | | | | | | | | | | | | | | | | | |
| TB3132A0 | WHITE-BLUE EPDM TEXTILE BRAID HOSE 6X12 | 1.210 | M | | | | | | | | | | | | | | | | | | | | | | | | | | | | | | | | | | | | | | | | | | | | | | | | | | | | | | | | | | | | | | | | | | | | | | | | | | | | | | | | | | |
| VI1220A1 | 4,2X12 TCB SELF-TAPPIN G SCREW | 3 | PZ | | | | | | | | | | | | | | | | | | | | | | | | | | | | | | | | | | | | | | | | | | | | | | | | | | | | | | | | | | | | | | | | | | | | | | | | | | | | | | | | | | |
| VL1019A0 | VIBRATION PUMP | 1 | PZ | | | | | | | | | | | | | | | | | | | | | | | | | | | | | | | | | | | | | | | | | | | | | | | | | | | | | | | | | | | | | | | | | | | | | | | | | | | | | | | | | | |
| VL1046A1 | D6 PIPE HOLDER - D6 J.G. TERMINAL | 3 | PZ | | | | | | | | | | | | | | | | | | | | | | | | | | | | | | | | | | | | | | | | | | | | | | | | | | | | | | | | | | | | | | | | | | | | | | | | | | | | | | | | | | |
| VL1047A1 | D6 PIPE HOLDER - D8 J.G. TERMINAL | 1 | PZ | | | | | | | | | | | | | | | | | | | | | | | | | | | | | | | | | | | | | | | | | | | | | | | | | | | | | | | | | | | | | | | | | | | | | | | | | | | | | | | | | | |
| VL1064A0 | WASHING SYSTEM OUTLETS DISTRIBUTOR | 1 | PZ | | | | | | | | | | | | | | | | | | | | | | | | | | | | | | | | | | | | | | | | | | | | | | | | | | | | | | | | | | | | | | | | | | | | | | | | | | | | | | | | | | |





| COMPONENT | | | SPARE PART | | | | | | | | | | | | | | | | | | | | | | | | | | | | | | | | | | | | | | | | | | | | | | | | | | | | | | | | | | | | | | | | | | | | | | | | | | | | | | |
|-----------|--|---|------------|--|---|------|-------------|-----|-----|----------|-------------------------------|---|----|----------|-----------------------------------|---|----|----------|--|---|----|----------|---|---|----|----------|-----------------------------|---|----|----------|-----------------------|---|----|----------|-----------------------|---|----|----------|--------------------------|---|----|----------|-------------------|---|----|----------|--|---|----|----------|--|---|----|----------|---------------------------------------|---|----|----------|---------------------------|---|----|----------|---------------------------------|---|----|----------|---------------------------------|---|----|----------|---------------------------------------|---|----|----------|------------------------------------|---|----|----------|--------------------------------|---|----|
| Code | Description | Image | Code | Description | Components list | | | | | | | | | | | | | | | | | | | | | | | | | | | | | | | | | | | | | | | | | | | | | | | | | | | | | | | | | | | | | | | | | | | | | | | | | | | | |
| VL1165A | BB6-AR6 STRAIGHT FITTING |  | KVL1187A | 3 ROTOR ARMS PLUS EU CLEANING SYSTEM KIT | <table border="1"> <thead> <tr> <th>Code</th> <th>Description</th> <th>Qty</th> <th>UOM</th> </tr> </thead> <tbody> <tr> <td>VL1065A1</td> <td>1/4 MALE N.O. PRESSURE SWITCH</td> <td>1</td> <td>PZ</td> </tr> <tr> <td>VL1067A0</td> <td>WASHING SYSTEM INLETS DISTRIBUTOR</td> <td>1</td> <td>PZ</td> </tr> <tr> <td>VL1092A0</td> <td>WASHING SYSTEM OUTLET DOUBLE DISTRIBUTOR</td> <td>1</td> <td>PZ</td> </tr> <tr> <td>VL1102A1</td> <td>DETERGENT LINE FILTER + BARBED VNR 6 MM</td> <td>1</td> <td>PZ</td> </tr> <tr> <td>VL1127A1</td> <td>6MM BARBED T-SHAPED FITTING</td> <td>2</td> <td>PZ</td> </tr> <tr> <td>VL1128A0</td> <td>D6 BARBED CHECK VALVE</td> <td>3</td> <td>PZ</td> </tr> <tr> <td>VL1128A1</td> <td>D6 BARBED CHECK VALVE</td> <td>3</td> <td>PZ</td> </tr> <tr> <td>VL1165A0</td> <td>BB6-AR6 STRAIGHT FITTING</td> <td>4</td> <td>PZ</td> </tr> <tr> <td>VL1166A0</td> <td>BB6-AR6 L FITTING</td> <td>4</td> <td>PZ</td> </tr> <tr> <td>VL1167A0</td> <td></td> <td>1</td> <td>PZ</td> </tr> <tr> <td>VL1167A1</td> <td></td> <td>1</td> <td>PZ</td> </tr> <tr> <td>VL1167A2</td> <td>GN21 3 ROTOR ARMS B-B FLOW RESTRICTOR</td> <td>1</td> <td>PZ</td> </tr> <tr> <td>VL1174C0</td> <td>D1.2 MM CALIBRATED NOZZLE</td> <td>1</td> <td>PZ</td> </tr> <tr> <td>VL1185A0</td> <td>2 WAYS PLUS WASHING DISTRIBUTOR</td> <td>1</td> <td>PZ</td> </tr> <tr> <td>VL1186A0</td> <td>3 WAYS PLUS WASHING DISTRIBUTOR</td> <td>1</td> <td>PZ</td> </tr> <tr> <td>VL1190A0</td> <td>PLUS WASHING SYSTEM INLET DISTRIBUTOR</td> <td>1</td> <td>PZ</td> </tr> <tr> <td>VM1605A0</td> <td>CLIP TWIST LOCK DIAM. 10,2-12,7 MM</td> <td>3</td> <td>PZ</td> </tr> <tr> <td>VM2172A0</td> <td>PUMP-WITH-CI RCUIT LOCKING PIN</td> <td>9</td> <td>PZ</td> </tr> </tbody> </table> | Code | Description | Qty | UOM | VL1065A1 | 1/4 MALE N.O. PRESSURE SWITCH | 1 | PZ | VL1067A0 | WASHING SYSTEM INLETS DISTRIBUTOR | 1 | PZ | VL1092A0 | WASHING SYSTEM OUTLET DOUBLE DISTRIBUTOR | 1 | PZ | VL1102A1 | DETERGENT LINE FILTER + BARBED VNR 6 MM | 1 | PZ | VL1127A1 | 6MM BARBED T-SHAPED FITTING | 2 | PZ | VL1128A0 | D6 BARBED CHECK VALVE | 3 | PZ | VL1128A1 | D6 BARBED CHECK VALVE | 3 | PZ | VL1165A0 | BB6-AR6 STRAIGHT FITTING | 4 | PZ | VL1166A0 | BB6-AR6 L FITTING | 4 | PZ | VL1167A0 | | 1 | PZ | VL1167A1 | | 1 | PZ | VL1167A2 | GN21 3 ROTOR ARMS B-B FLOW RESTRICTOR | 1 | PZ | VL1174C0 | D1.2 MM CALIBRATED NOZZLE | 1 | PZ | VL1185A0 | 2 WAYS PLUS WASHING DISTRIBUTOR | 1 | PZ | VL1186A0 | 3 WAYS PLUS WASHING DISTRIBUTOR | 1 | PZ | VL1190A0 | PLUS WASHING SYSTEM INLET DISTRIBUTOR | 1 | PZ | VM1605A0 | CLIP TWIST LOCK DIAM. 10,2-12,7 MM | 3 | PZ | VM2172A0 | PUMP-WITH-CI RCUIT LOCKING PIN | 9 | PZ |
| Code | Description | Qty | UOM | | | | | | | | | | | | | | | | | | | | | | | | | | | | | | | | | | | | | | | | | | | | | | | | | | | | | | | | | | | | | | | | | | | | | | | | | | | | | | |
| VL1065A1 | 1/4 MALE N.O. PRESSURE SWITCH | 1 | PZ | | | | | | | | | | | | | | | | | | | | | | | | | | | | | | | | | | | | | | | | | | | | | | | | | | | | | | | | | | | | | | | | | | | | | | | | | | | | | | |
| VL1067A0 | WASHING SYSTEM INLETS DISTRIBUTOR | 1 | PZ | | | | | | | | | | | | | | | | | | | | | | | | | | | | | | | | | | | | | | | | | | | | | | | | | | | | | | | | | | | | | | | | | | | | | | | | | | | | | | |
| VL1092A0 | WASHING SYSTEM OUTLET DOUBLE DISTRIBUTOR | 1 | PZ | | | | | | | | | | | | | | | | | | | | | | | | | | | | | | | | | | | | | | | | | | | | | | | | | | | | | | | | | | | | | | | | | | | | | | | | | | | | | | |
| VL1102A1 | DETERGENT LINE FILTER + BARBED VNR 6 MM | 1 | PZ | | | | | | | | | | | | | | | | | | | | | | | | | | | | | | | | | | | | | | | | | | | | | | | | | | | | | | | | | | | | | | | | | | | | | | | | | | | | | | |
| VL1127A1 | 6MM BARBED T-SHAPED FITTING | 2 | PZ | | | | | | | | | | | | | | | | | | | | | | | | | | | | | | | | | | | | | | | | | | | | | | | | | | | | | | | | | | | | | | | | | | | | | | | | | | | | | | |
| VL1128A0 | D6 BARBED CHECK VALVE | 3 | PZ | | | | | | | | | | | | | | | | | | | | | | | | | | | | | | | | | | | | | | | | | | | | | | | | | | | | | | | | | | | | | | | | | | | | | | | | | | | | | | |
| VL1128A1 | D6 BARBED CHECK VALVE | 3 | PZ | | | | | | | | | | | | | | | | | | | | | | | | | | | | | | | | | | | | | | | | | | | | | | | | | | | | | | | | | | | | | | | | | | | | | | | | | | | | | | |
| VL1165A0 | BB6-AR6 STRAIGHT FITTING | 4 | PZ | | | | | | | | | | | | | | | | | | | | | | | | | | | | | | | | | | | | | | | | | | | | | | | | | | | | | | | | | | | | | | | | | | | | | | | | | | | | | | |
| VL1166A0 | BB6-AR6 L FITTING | 4 | PZ | | | | | | | | | | | | | | | | | | | | | | | | | | | | | | | | | | | | | | | | | | | | | | | | | | | | | | | | | | | | | | | | | | | | | | | | | | | | | | |
| VL1167A0 | | 1 | PZ | | | | | | | | | | | | | | | | | | | | | | | | | | | | | | | | | | | | | | | | | | | | | | | | | | | | | | | | | | | | | | | | | | | | | | | | | | | | | | |
| VL1167A1 | | 1 | PZ | | | | | | | | | | | | | | | | | | | | | | | | | | | | | | | | | | | | | | | | | | | | | | | | | | | | | | | | | | | | | | | | | | | | | | | | | | | | | | |
| VL1167A2 | GN21 3 ROTOR ARMS B-B FLOW RESTRICTOR | 1 | PZ | | | | | | | | | | | | | | | | | | | | | | | | | | | | | | | | | | | | | | | | | | | | | | | | | | | | | | | | | | | | | | | | | | | | | | | | | | | | | | |
| VL1174C0 | D1.2 MM CALIBRATED NOZZLE | 1 | PZ | | | | | | | | | | | | | | | | | | | | | | | | | | | | | | | | | | | | | | | | | | | | | | | | | | | | | | | | | | | | | | | | | | | | | | | | | | | | | | |
| VL1185A0 | 2 WAYS PLUS WASHING DISTRIBUTOR | 1 | PZ | | | | | | | | | | | | | | | | | | | | | | | | | | | | | | | | | | | | | | | | | | | | | | | | | | | | | | | | | | | | | | | | | | | | | | | | | | | | | | |
| VL1186A0 | 3 WAYS PLUS WASHING DISTRIBUTOR | 1 | PZ | | | | | | | | | | | | | | | | | | | | | | | | | | | | | | | | | | | | | | | | | | | | | | | | | | | | | | | | | | | | | | | | | | | | | | | | | | | | | | |
| VL1190A0 | PLUS WASHING SYSTEM INLET DISTRIBUTOR | 1 | PZ | | | | | | | | | | | | | | | | | | | | | | | | | | | | | | | | | | | | | | | | | | | | | | | | | | | | | | | | | | | | | | | | | | | | | | | | | | | | | | |
| VM1605A0 | CLIP TWIST LOCK DIAM. 10,2-12,7 MM | 3 | PZ | | | | | | | | | | | | | | | | | | | | | | | | | | | | | | | | | | | | | | | | | | | | | | | | | | | | | | | | | | | | | | | | | | | | | | | | | | | | | | |
| VM2172A0 | PUMP-WITH-CI RCUIT LOCKING PIN | 9 | PZ | | | | | | | | | | | | | | | | | | | | | | | | | | | | | | | | | | | | | | | | | | | | | | | | | | | | | | | | | | | | | | | | | | | | | | | | | | | | | | |



| COMPONENT | | | SPARE PART | | | | | | | | | | | | | | | | | | | | | | | | | | | | | | | | | | | | | | | | | | | | | | | | | | | | | | | | | | | | | | | | | | | | | | | | | | | | | | | | | | |
|-----------|--|---|------------|--|--|------|-------------|-----|-----|----------|---------------------------------|---|----|----------|--|---|----|----------|--------------------------------------|---|----|----------|--------------------------------------|---|----|----------|---------------------------------|---|----|----------|-----------------------------|---|----|----------|-------------------------------------|---|----|----------|-----------------------|----|----|----------|--------------|---|----|----------|------------------------|---|----|----------|--------------------|---|----|----------|--|---|----|----------|--|-------|---|----------|--|-------|---|----------|-------------------|---|----|----------|---|---|----|----------|---|---|----|----------|-------------------------------------|---|----|----------|--|---|----|
| Code | Description | Image | Code | Description | Components list | | | | | | | | | | | | | | | | | | | | | | | | | | | | | | | | | | | | | | | | | | | | | | | | | | | | | | | | | | | | | | | | | | | | | | | | | | | | | | | | |
| VL1165A | BB6-AR6 STRAIGHT FITTING |  | KVL1184A | 2 ROTOR ARMS PLUS EU CLEANING SYSTEM KIT | <table border="1"> <thead> <tr> <th>Code</th> <th>Description</th> <th>Qty</th> <th>UOM</th> </tr> </thead> <tbody> <tr> <td>0H2143A0</td> <td>LAMIERA BLOCCA VNR VL1128</td> <td>2</td> <td>PZ</td> </tr> <tr> <td>0H2168A0</td> <td></td> <td>1</td> <td>PZ</td> </tr> <tr> <td>0H2354A0</td> <td>XEVC-XEVL WASHING CIRCUIT PLAT</td> <td>1</td> <td>PZ</td> </tr> <tr> <td>EL1220A0</td> <td>JG STRAIGHT CONNECTION Ø8F-Ø8F</td> <td>3</td> <td>PZ</td> </tr> <tr> <td>EL1440A0</td> <td>WATER SELF CLEANING VALVE</td> <td>4</td> <td>PZ</td> </tr> <tr> <td>GN1526A0</td> <td>INT. D.=6.9 TH=1.8 O-RIN</td> <td>9</td> <td>PZ</td> </tr> <tr> <td>RC1018A0</td> <td>ZINC PLATED D12 ELASTIC CLAMP</td> <td>2</td> <td>PZ</td> </tr> <tr> <td>RC1019A0</td> <td>D=10 ELASTIC CLAMP</td> <td>21</td> <td>PZ</td> </tr> <tr> <td>RC1130A0</td> <td>130X2,6 CLAM</td> <td>7</td> <td>PZ</td> </tr> <tr> <td>RC1131A0</td> <td>200X2.6 BLACK CLAMP</td> <td>3</td> <td>PZ</td> </tr> <tr> <td>RC1242A0</td> <td>D=10 CLOSED CAP</td> <td>2</td> <td>PZ</td> </tr> <tr> <td>RC1356A0</td> <td>"STRAIGHT THREADED FEMALE END 8X1/4" BS</td> <td>1</td> <td>PZ</td> </tr> <tr> <td>TB2820A0</td> <td>6X10 EPDM PIPE FOR WASHING SYSTEM</td> <td>2.400</td> <td>M</td> </tr> <tr> <td>TB3132A0</td> <td>WHITE-BLUE EPDM TEXTILE BRAID HOSE 6X12</td> <td>1.220</td> <td>M</td> </tr> <tr> <td>VL1019A0</td> <td>VIBRATION PUMP</td> <td>1</td> <td>PZ</td> </tr> <tr> <td>VL1046A1</td> <td>D6 PIPE HOLDER - D6 J.G. TERMINAL</td> <td>3</td> <td>PZ</td> </tr> <tr> <td>VL1047A1</td> <td>D6 PIPE HOLDER - D8 J.G. TERMINAL</td> <td>1</td> <td>PZ</td> </tr> <tr> <td>VL1065A1</td> <td>1/4 MALE N.O. PRESSURE SWITCH</td> <td>1</td> <td>PZ</td> </tr> <tr> <td>VL1067A0</td> <td>WASHING SYSTEM INLETS DISTRIBUTOR</td> <td>1</td> <td>PZ</td> </tr> </tbody> </table> | Code | Description | Qty | UOM | 0H2143A0 | LAMIERA BLOCCA VNR VL1128 | 2 | PZ | 0H2168A0 | | 1 | PZ | 0H2354A0 | XEVC-XEVL WASHING CIRCUIT PLAT | 1 | PZ | EL1220A0 | JG STRAIGHT CONNECTION Ø8F-Ø8F | 3 | PZ | EL1440A0 | WATER SELF CLEANING VALVE | 4 | PZ | GN1526A0 | INT. D.=6.9 TH=1.8 O-RIN | 9 | PZ | RC1018A0 | ZINC PLATED D12 ELASTIC CLAMP | 2 | PZ | RC1019A0 | D=10 ELASTIC CLAMP | 21 | PZ | RC1130A0 | 130X2,6 CLAM | 7 | PZ | RC1131A0 | 200X2.6 BLACK CLAMP | 3 | PZ | RC1242A0 | D=10 CLOSED CAP | 2 | PZ | RC1356A0 | "STRAIGHT THREADED FEMALE END 8X1/4" BS | 1 | PZ | TB2820A0 | 6X10 EPDM PIPE FOR WASHING SYSTEM | 2.400 | M | TB3132A0 | WHITE-BLUE EPDM TEXTILE BRAID HOSE 6X12 | 1.220 | M | VL1019A0 | VIBRATION PUMP | 1 | PZ | VL1046A1 | D6 PIPE HOLDER - D6 J.G. TERMINAL | 3 | PZ | VL1047A1 | D6 PIPE HOLDER - D8 J.G. TERMINAL | 1 | PZ | VL1065A1 | 1/4 MALE N.O. PRESSURE SWITCH | 1 | PZ | VL1067A0 | WASHING SYSTEM INLETS DISTRIBUTOR | 1 | PZ |
| Code | Description | Qty | UOM | | | | | | | | | | | | | | | | | | | | | | | | | | | | | | | | | | | | | | | | | | | | | | | | | | | | | | | | | | | | | | | | | | | | | | | | | | | | | | | | | | |
| 0H2143A0 | LAMIERA BLOCCA VNR VL1128 | 2 | PZ | | | | | | | | | | | | | | | | | | | | | | | | | | | | | | | | | | | | | | | | | | | | | | | | | | | | | | | | | | | | | | | | | | | | | | | | | | | | | | | | | | |
| 0H2168A0 | | 1 | PZ | | | | | | | | | | | | | | | | | | | | | | | | | | | | | | | | | | | | | | | | | | | | | | | | | | | | | | | | | | | | | | | | | | | | | | | | | | | | | | | | | | |
| 0H2354A0 | XEVC-XEVL WASHING CIRCUIT PLAT | 1 | PZ | | | | | | | | | | | | | | | | | | | | | | | | | | | | | | | | | | | | | | | | | | | | | | | | | | | | | | | | | | | | | | | | | | | | | | | | | | | | | | | | | | |
| EL1220A0 | JG STRAIGHT CONNECTION Ø8F-Ø8F | 3 | PZ | | | | | | | | | | | | | | | | | | | | | | | | | | | | | | | | | | | | | | | | | | | | | | | | | | | | | | | | | | | | | | | | | | | | | | | | | | | | | | | | | | |
| EL1440A0 | WATER SELF CLEANING VALVE | 4 | PZ | | | | | | | | | | | | | | | | | | | | | | | | | | | | | | | | | | | | | | | | | | | | | | | | | | | | | | | | | | | | | | | | | | | | | | | | | | | | | | | | | | |
| GN1526A0 | INT. D.=6.9 TH=1.8 O-RIN | 9 | PZ | | | | | | | | | | | | | | | | | | | | | | | | | | | | | | | | | | | | | | | | | | | | | | | | | | | | | | | | | | | | | | | | | | | | | | | | | | | | | | | | | | |
| RC1018A0 | ZINC PLATED D12 ELASTIC CLAMP | 2 | PZ | | | | | | | | | | | | | | | | | | | | | | | | | | | | | | | | | | | | | | | | | | | | | | | | | | | | | | | | | | | | | | | | | | | | | | | | | | | | | | | | | | |
| RC1019A0 | D=10 ELASTIC CLAMP | 21 | PZ | | | | | | | | | | | | | | | | | | | | | | | | | | | | | | | | | | | | | | | | | | | | | | | | | | | | | | | | | | | | | | | | | | | | | | | | | | | | | | | | | | |
| RC1130A0 | 130X2,6 CLAM | 7 | PZ | | | | | | | | | | | | | | | | | | | | | | | | | | | | | | | | | | | | | | | | | | | | | | | | | | | | | | | | | | | | | | | | | | | | | | | | | | | | | | | | | | |
| RC1131A0 | 200X2.6 BLACK CLAMP | 3 | PZ | | | | | | | | | | | | | | | | | | | | | | | | | | | | | | | | | | | | | | | | | | | | | | | | | | | | | | | | | | | | | | | | | | | | | | | | | | | | | | | | | | |
| RC1242A0 | D=10 CLOSED CAP | 2 | PZ | | | | | | | | | | | | | | | | | | | | | | | | | | | | | | | | | | | | | | | | | | | | | | | | | | | | | | | | | | | | | | | | | | | | | | | | | | | | | | | | | | |
| RC1356A0 | "STRAIGHT THREADED FEMALE END 8X1/4" BS | 1 | PZ | | | | | | | | | | | | | | | | | | | | | | | | | | | | | | | | | | | | | | | | | | | | | | | | | | | | | | | | | | | | | | | | | | | | | | | | | | | | | | | | | | |
| TB2820A0 | 6X10 EPDM PIPE FOR WASHING SYSTEM | 2.400 | M | | | | | | | | | | | | | | | | | | | | | | | | | | | | | | | | | | | | | | | | | | | | | | | | | | | | | | | | | | | | | | | | | | | | | | | | | | | | | | | | | | |
| TB3132A0 | WHITE-BLUE EPDM TEXTILE BRAID HOSE 6X12 | 1.220 | M | | | | | | | | | | | | | | | | | | | | | | | | | | | | | | | | | | | | | | | | | | | | | | | | | | | | | | | | | | | | | | | | | | | | | | | | | | | | | | | | | | |
| VL1019A0 | VIBRATION PUMP | 1 | PZ | | | | | | | | | | | | | | | | | | | | | | | | | | | | | | | | | | | | | | | | | | | | | | | | | | | | | | | | | | | | | | | | | | | | | | | | | | | | | | | | | | |
| VL1046A1 | D6 PIPE HOLDER - D6 J.G. TERMINAL | 3 | PZ | | | | | | | | | | | | | | | | | | | | | | | | | | | | | | | | | | | | | | | | | | | | | | | | | | | | | | | | | | | | | | | | | | | | | | | | | | | | | | | | | | |
| VL1047A1 | D6 PIPE HOLDER - D8 J.G. TERMINAL | 1 | PZ | | | | | | | | | | | | | | | | | | | | | | | | | | | | | | | | | | | | | | | | | | | | | | | | | | | | | | | | | | | | | | | | | | | | | | | | | | | | | | | | | | |
| VL1065A1 | 1/4 MALE N.O. PRESSURE SWITCH | 1 | PZ | | | | | | | | | | | | | | | | | | | | | | | | | | | | | | | | | | | | | | | | | | | | | | | | | | | | | | | | | | | | | | | | | | | | | | | | | | | | | | | | | | |
| VL1067A0 | WASHING SYSTEM INLETS DISTRIBUTOR | 1 | PZ | | | | | | | | | | | | | | | | | | | | | | | | | | | | | | | | | | | | | | | | | | | | | | | | | | | | | | | | | | | | | | | | | | | | | | | | | | | | | | | | | | |


| COMPONENT | | | SPARE PART | | | | | | | | | | | | | | | | | | | | | | | | | | | | | | | | | | | | | | | | | | | | | | | | | | | | | | |
|-----------|--|---|------------|--|--|------|-------------|-----|-----|----------|--|---|----|----------|---|---|----|----------|--------------------------------|---|----|----------|---------------------------|---|----|----------|--------------------------|---|----|----------|-------------------------------|---|----|----------|-------------------|---|----|----------|---------------------------|---|----|----------|---------------------------------|---|----|----------|---------------------------------------|---|----|----------|------------------------------------|---|----|----------|--------------------------------|---|----|
| Code | Description | Image | Code | Description | Components list | | | | | | | | | | | | | | | | | | | | | | | | | | | | | | | | | | | | | | | | | | | | | | | | | | | | |
| VL1165A | BB6-AR6 STRAIGHT FITTING |  | KVL1184A | 2 ROTOR ARMS PLUS EU CLEANING SYSTEM KIT | <table border="1"> <thead> <tr> <th>Code</th> <th>Description</th> <th>Qty</th> <th>UOM</th> </tr> </thead> <tbody> <tr> <td>VL1092A0</td> <td>WASHING SYSTEM OUTLET DOUBLE DISTRIBUTOR</td> <td>1</td> <td>PZ</td> </tr> <tr> <td>VL1102A1</td> <td>DETERGENT LINE FILTER + BARBED VNR 6 MM</td> <td>1</td> <td>PZ</td> </tr> <tr> <td>VL1128A0</td> <td>D6 BARBED CHECK VALVE</td> <td>2</td> <td>PZ</td> </tr> <tr> <td>VL1128A1</td> <td>D6 BARBED CHECK VALVE</td> <td>2</td> <td>PZ</td> </tr> <tr> <td>VL1141A1</td> <td>STRAIGHT CONNECT BB6-BB6</td> <td>1</td> <td>PZ</td> </tr> <tr> <td>VL1165A0</td> <td>BB6-AR6 STRAIGHT FITTING</td> <td>4</td> <td>PZ</td> </tr> <tr> <td>VL1166A0</td> <td>BB6-AR6 L FITTING</td> <td>4</td> <td>PZ</td> </tr> <tr> <td>VL1174C0</td> <td>D1.2 MM CALIBRATED NOZZLE</td> <td>1</td> <td>PZ</td> </tr> <tr> <td>VL1186A0</td> <td>3 WAYS PLUS WASHING DISTRIBUTOR</td> <td>1</td> <td>PZ</td> </tr> <tr> <td>VL1190A0</td> <td>PLUS WASHING SYSTEM INLET DISTRIBUTOR</td> <td>1</td> <td>PZ</td> </tr> <tr> <td>VM1605A0</td> <td>CLIP TWIST LOCK DIAM. 10,2-12,7 MM</td> <td>4</td> <td>PZ</td> </tr> <tr> <td>VM2172A0</td> <td>PUMP-WITH-CI RCUIT LOCKING PIN</td> <td>9</td> <td>PZ</td> </tr> </tbody> </table> | Code | Description | Qty | UOM | VL1092A0 | WASHING SYSTEM OUTLET DOUBLE DISTRIBUTOR | 1 | PZ | VL1102A1 | DETERGENT LINE FILTER + BARBED VNR 6 MM | 1 | PZ | VL1128A0 | D6 BARBED CHECK VALVE | 2 | PZ | VL1128A1 | D6 BARBED CHECK VALVE | 2 | PZ | VL1141A1 | STRAIGHT CONNECT BB6-BB6 | 1 | PZ | VL1165A0 | BB6-AR6 STRAIGHT FITTING | 4 | PZ | VL1166A0 | BB6-AR6 L FITTING | 4 | PZ | VL1174C0 | D1.2 MM CALIBRATED NOZZLE | 1 | PZ | VL1186A0 | 3 WAYS PLUS WASHING DISTRIBUTOR | 1 | PZ | VL1190A0 | PLUS WASHING SYSTEM INLET DISTRIBUTOR | 1 | PZ | VM1605A0 | CLIP TWIST LOCK DIAM. 10,2-12,7 MM | 4 | PZ | VM2172A0 | PUMP-WITH-CI RCUIT LOCKING PIN | 9 | PZ |
| Code | Description | Qty | UOM | | | | | | | | | | | | | | | | | | | | | | | | | | | | | | | | | | | | | | | | | | | | | | | | | | | | | | |
| VL1092A0 | WASHING SYSTEM OUTLET DOUBLE DISTRIBUTOR | 1 | PZ | | | | | | | | | | | | | | | | | | | | | | | | | | | | | | | | | | | | | | | | | | | | | | | | | | | | | | |
| VL1102A1 | DETERGENT LINE FILTER + BARBED VNR 6 MM | 1 | PZ | | | | | | | | | | | | | | | | | | | | | | | | | | | | | | | | | | | | | | | | | | | | | | | | | | | | | | |
| VL1128A0 | D6 BARBED CHECK VALVE | 2 | PZ | | | | | | | | | | | | | | | | | | | | | | | | | | | | | | | | | | | | | | | | | | | | | | | | | | | | | | |
| VL1128A1 | D6 BARBED CHECK VALVE | 2 | PZ | | | | | | | | | | | | | | | | | | | | | | | | | | | | | | | | | | | | | | | | | | | | | | | | | | | | | | |
| VL1141A1 | STRAIGHT CONNECT BB6-BB6 | 1 | PZ | | | | | | | | | | | | | | | | | | | | | | | | | | | | | | | | | | | | | | | | | | | | | | | | | | | | | | |
| VL1165A0 | BB6-AR6 STRAIGHT FITTING | 4 | PZ | | | | | | | | | | | | | | | | | | | | | | | | | | | | | | | | | | | | | | | | | | | | | | | | | | | | | | |
| VL1166A0 | BB6-AR6 L FITTING | 4 | PZ | | | | | | | | | | | | | | | | | | | | | | | | | | | | | | | | | | | | | | | | | | | | | | | | | | | | | | |
| VL1174C0 | D1.2 MM CALIBRATED NOZZLE | 1 | PZ | | | | | | | | | | | | | | | | | | | | | | | | | | | | | | | | | | | | | | | | | | | | | | | | | | | | | | |
| VL1186A0 | 3 WAYS PLUS WASHING DISTRIBUTOR | 1 | PZ | | | | | | | | | | | | | | | | | | | | | | | | | | | | | | | | | | | | | | | | | | | | | | | | | | | | | | |
| VL1190A0 | PLUS WASHING SYSTEM INLET DISTRIBUTOR | 1 | PZ | | | | | | | | | | | | | | | | | | | | | | | | | | | | | | | | | | | | | | | | | | | | | | | | | | | | | | |
| VM1605A0 | CLIP TWIST LOCK DIAM. 10,2-12,7 MM | 4 | PZ | | | | | | | | | | | | | | | | | | | | | | | | | | | | | | | | | | | | | | | | | | | | | | | | | | | | | | |
| VM2172A0 | PUMP-WITH-CI RCUIT LOCKING PIN | 9 | PZ | | | | | | | | | | | | | | | | | | | | | | | | | | | | | | | | | | | | | | | | | | | | | | | | | | | | | | |
| | | | KVL1183A | 1 ROTOR ARM PLUS CLEANING SYSTEM KIT | <table border="1"> <thead> <tr> <th>Code</th> <th>Description</th> <th>Qty</th> <th>UOM</th> </tr> </thead> <tbody> <tr> <td>0H2143A0</td> <td>LAMIERA BLOCCA VNR VL1128</td> <td>2</td> <td>PZ</td> </tr> <tr> <td>0H2168A1</td> <td></td> <td>1</td> <td>PZ</td> </tr> <tr> <td>0H2354A0</td> <td>XEVC-XEVL WASHING CIRCUIT PLAT</td> <td>1</td> <td>PZ</td> </tr> <tr> <td>EL1440A0</td> <td>WATER SELF CLEANING VALVE</td> <td>3</td> <td>PZ</td> </tr> <tr> <td>GN1526A0</td> <td>INT. D.=6.9 TH=1.8 O-RIN</td> <td>7</td> <td>PZ</td> </tr> <tr> <td>RC1018A0</td> <td>ZINC PLATED D12 ELASTIC CLAMP</td> <td>2</td> <td>PZ</td> </tr> </tbody> </table> | Code | Description | Qty | UOM | 0H2143A0 | LAMIERA BLOCCA VNR VL1128 | 2 | PZ | 0H2168A1 | | 1 | PZ | 0H2354A0 | XEVC-XEVL WASHING CIRCUIT PLAT | 1 | PZ | EL1440A0 | WATER SELF CLEANING VALVE | 3 | PZ | GN1526A0 | INT. D.=6.9 TH=1.8 O-RIN | 7 | PZ | RC1018A0 | ZINC PLATED D12 ELASTIC CLAMP | 2 | PZ | | | | | | | | | | | | | | | | | | | | | | | | |
| Code | Description | Qty | UOM | | | | | | | | | | | | | | | | | | | | | | | | | | | | | | | | | | | | | | | | | | | | | | | | | | | | | | |
| 0H2143A0 | LAMIERA BLOCCA VNR VL1128 | 2 | PZ | | | | | | | | | | | | | | | | | | | | | | | | | | | | | | | | | | | | | | | | | | | | | | | | | | | | | | |
| 0H2168A1 | | 1 | PZ | | | | | | | | | | | | | | | | | | | | | | | | | | | | | | | | | | | | | | | | | | | | | | | | | | | | | | |
| 0H2354A0 | XEVC-XEVL WASHING CIRCUIT PLAT | 1 | PZ | | | | | | | | | | | | | | | | | | | | | | | | | | | | | | | | | | | | | | | | | | | | | | | | | | | | | | |
| EL1440A0 | WATER SELF CLEANING VALVE | 3 | PZ | | | | | | | | | | | | | | | | | | | | | | | | | | | | | | | | | | | | | | | | | | | | | | | | | | | | | | |
| GN1526A0 | INT. D.=6.9 TH=1.8 O-RIN | 7 | PZ | | | | | | | | | | | | | | | | | | | | | | | | | | | | | | | | | | | | | | | | | | | | | | | | | | | | | | |
| RC1018A0 | ZINC PLATED D12 ELASTIC CLAMP | 2 | PZ | | | | | | | | | | | | | | | | | | | | | | | | | | | | | | | | | | | | | | | | | | | | | | | | | | | | | | |


| COMPONENT | | | SPARE PART | | | | | | | | | | | | | | | | | | | | | | | | | | | | | | | | | | | | | | | | | | | | | | | | | | | | | | | | | | | | | | | | | | | | | | | | | | | | | | | | | | |
|-----------|---|---|------------|--------------------------------------|---|------|-------------|-----|-----|----------|--------------------|----|----|----------|--------------|---|----|----------|---------------------|---|----|----------|-----------------|---|----|----------|---|---|----|----------|-----------------------------------|-------|---|----------|---|-------|---|----------|-------------------------------|---|----|----------|----------------|---|----|----------|-----------------------------------|---|----|----------|-------------------------------|---|----|----------|---|---|----|----------|-----------------------|---|----|----------|-----------------------|---|----|----------|--------------------------|---|----|----------|-------------------|---|----|----------|---------------------------|---|----|----------|---------------------------------|---|----|----------|---------------------------------------|---|----|
| Code | Description | Image | Code | Description | Components list | | | | | | | | | | | | | | | | | | | | | | | | | | | | | | | | | | | | | | | | | | | | | | | | | | | | | | | | | | | | | | | | | | | | | | | | | | | | | | | | |
| VL1165A | BB6-AR6 STRAIGHT FITTING |  | KVL1183A | 1 ROTOR ARM PLUS CLEANING SYSTEM KIT | <table border="1"> <thead> <tr> <th>Code</th> <th>Description</th> <th>Qty</th> <th>UOM</th> </tr> </thead> <tbody> <tr> <td>RC1019A0</td> <td>D=10 ELASTIC CLAMP</td> <td>14</td> <td>PZ</td> </tr> <tr> <td>RC1130A0</td> <td>130X2,6 CLAM</td> <td>5</td> <td>PZ</td> </tr> <tr> <td>RC1131A0</td> <td>200X2.6 BLACK CLAMP</td> <td>2</td> <td>PZ</td> </tr> <tr> <td>RC1242A0</td> <td>D=10 CLOSED CAP</td> <td>2</td> <td>PZ</td> </tr> <tr> <td>RC1356A0</td> <td>"STRAIGHT THREADED FEMALE END 8X1/4" BS</td> <td>1</td> <td>PZ</td> </tr> <tr> <td>TB2820A0</td> <td>6X10 EPDM PIPE FOR WASHING SYSTEM</td> <td>1.410</td> <td>M</td> </tr> <tr> <td>TB3132A0</td> <td>WHITE-BLUE EPDM TEXTILE BRAID HOSE 6X12</td> <td>0.770</td> <td>M</td> </tr> <tr> <td>V11220A1</td> <td>4,2X12 TCB SELF-TAPPING SCREW</td> <td>3</td> <td>PZ</td> </tr> <tr> <td>VL1019A0</td> <td>VIBRATION PUMP</td> <td>1</td> <td>PZ</td> </tr> <tr> <td>VL1047A1</td> <td>D6 PIPE HOLDER - D8 J.G. TERMINAL</td> <td>1</td> <td>PZ</td> </tr> <tr> <td>VL1065A1</td> <td>1/4 MALE N.O. PRESSURE SWITCH</td> <td>1</td> <td>PZ</td> </tr> <tr> <td>VL1102A1</td> <td>DETERGENT LINE FILTER + BARBED VNR 6 MM</td> <td>1</td> <td>PZ</td> </tr> <tr> <td>VL1128A0</td> <td>D6 BARBED CHECK VALVE</td> <td>2</td> <td>PZ</td> </tr> <tr> <td>VL1128A1</td> <td>D6 BARBED CHECK VALVE</td> <td>2</td> <td>PZ</td> </tr> <tr> <td>VL1165A0</td> <td>BB6-AR6 STRAIGHT FITTING</td> <td>1</td> <td>PZ</td> </tr> <tr> <td>VL1166A0</td> <td>BB6-AR6 L FITTING</td> <td>3</td> <td>PZ</td> </tr> <tr> <td>VL1174C0</td> <td>D1.2 MM CALIBRATED NOZZLE</td> <td>1</td> <td>PZ</td> </tr> <tr> <td>VL1185A0</td> <td>2 WAYS PLUS WASHING DISTRIBUTOR</td> <td>1</td> <td>PZ</td> </tr> <tr> <td>VL1190A0</td> <td>PLUS WASHING SYSTEM INLET DISTRIBUTOR</td> <td>1</td> <td>PZ</td> </tr> </tbody> </table> | Code | Description | Qty | UOM | RC1019A0 | D=10 ELASTIC CLAMP | 14 | PZ | RC1130A0 | 130X2,6 CLAM | 5 | PZ | RC1131A0 | 200X2.6 BLACK CLAMP | 2 | PZ | RC1242A0 | D=10 CLOSED CAP | 2 | PZ | RC1356A0 | "STRAIGHT THREADED FEMALE END 8X1/4" BS | 1 | PZ | TB2820A0 | 6X10 EPDM PIPE FOR WASHING SYSTEM | 1.410 | M | TB3132A0 | WHITE-BLUE EPDM TEXTILE BRAID HOSE 6X12 | 0.770 | M | V11220A1 | 4,2X12 TCB SELF-TAPPING SCREW | 3 | PZ | VL1019A0 | VIBRATION PUMP | 1 | PZ | VL1047A1 | D6 PIPE HOLDER - D8 J.G. TERMINAL | 1 | PZ | VL1065A1 | 1/4 MALE N.O. PRESSURE SWITCH | 1 | PZ | VL1102A1 | DETERGENT LINE FILTER + BARBED VNR 6 MM | 1 | PZ | VL1128A0 | D6 BARBED CHECK VALVE | 2 | PZ | VL1128A1 | D6 BARBED CHECK VALVE | 2 | PZ | VL1165A0 | BB6-AR6 STRAIGHT FITTING | 1 | PZ | VL1166A0 | BB6-AR6 L FITTING | 3 | PZ | VL1174C0 | D1.2 MM CALIBRATED NOZZLE | 1 | PZ | VL1185A0 | 2 WAYS PLUS WASHING DISTRIBUTOR | 1 | PZ | VL1190A0 | PLUS WASHING SYSTEM INLET DISTRIBUTOR | 1 | PZ |
| Code | Description | Qty | UOM | | | | | | | | | | | | | | | | | | | | | | | | | | | | | | | | | | | | | | | | | | | | | | | | | | | | | | | | | | | | | | | | | | | | | | | | | | | | | | | | | | |
| RC1019A0 | D=10 ELASTIC CLAMP | 14 | PZ | | | | | | | | | | | | | | | | | | | | | | | | | | | | | | | | | | | | | | | | | | | | | | | | | | | | | | | | | | | | | | | | | | | | | | | | | | | | | | | | | | |
| RC1130A0 | 130X2,6 CLAM | 5 | PZ | | | | | | | | | | | | | | | | | | | | | | | | | | | | | | | | | | | | | | | | | | | | | | | | | | | | | | | | | | | | | | | | | | | | | | | | | | | | | | | | | | |
| RC1131A0 | 200X2.6 BLACK CLAMP | 2 | PZ | | | | | | | | | | | | | | | | | | | | | | | | | | | | | | | | | | | | | | | | | | | | | | | | | | | | | | | | | | | | | | | | | | | | | | | | | | | | | | | | | | |
| RC1242A0 | D=10 CLOSED CAP | 2 | PZ | | | | | | | | | | | | | | | | | | | | | | | | | | | | | | | | | | | | | | | | | | | | | | | | | | | | | | | | | | | | | | | | | | | | | | | | | | | | | | | | | | |
| RC1356A0 | "STRAIGHT THREADED FEMALE END 8X1/4" BS | 1 | PZ | | | | | | | | | | | | | | | | | | | | | | | | | | | | | | | | | | | | | | | | | | | | | | | | | | | | | | | | | | | | | | | | | | | | | | | | | | | | | | | | | | |
| TB2820A0 | 6X10 EPDM PIPE FOR WASHING SYSTEM | 1.410 | M | | | | | | | | | | | | | | | | | | | | | | | | | | | | | | | | | | | | | | | | | | | | | | | | | | | | | | | | | | | | | | | | | | | | | | | | | | | | | | | | | | |
| TB3132A0 | WHITE-BLUE EPDM TEXTILE BRAID HOSE 6X12 | 0.770 | M | | | | | | | | | | | | | | | | | | | | | | | | | | | | | | | | | | | | | | | | | | | | | | | | | | | | | | | | | | | | | | | | | | | | | | | | | | | | | | | | | | |
| V11220A1 | 4,2X12 TCB SELF-TAPPING SCREW | 3 | PZ | | | | | | | | | | | | | | | | | | | | | | | | | | | | | | | | | | | | | | | | | | | | | | | | | | | | | | | | | | | | | | | | | | | | | | | | | | | | | | | | | | |
| VL1019A0 | VIBRATION PUMP | 1 | PZ | | | | | | | | | | | | | | | | | | | | | | | | | | | | | | | | | | | | | | | | | | | | | | | | | | | | | | | | | | | | | | | | | | | | | | | | | | | | | | | | | | |
| VL1047A1 | D6 PIPE HOLDER - D8 J.G. TERMINAL | 1 | PZ | | | | | | | | | | | | | | | | | | | | | | | | | | | | | | | | | | | | | | | | | | | | | | | | | | | | | | | | | | | | | | | | | | | | | | | | | | | | | | | | | | |
| VL1065A1 | 1/4 MALE N.O. PRESSURE SWITCH | 1 | PZ | | | | | | | | | | | | | | | | | | | | | | | | | | | | | | | | | | | | | | | | | | | | | | | | | | | | | | | | | | | | | | | | | | | | | | | | | | | | | | | | | | |
| VL1102A1 | DETERGENT LINE FILTER + BARBED VNR 6 MM | 1 | PZ | | | | | | | | | | | | | | | | | | | | | | | | | | | | | | | | | | | | | | | | | | | | | | | | | | | | | | | | | | | | | | | | | | | | | | | | | | | | | | | | | | |
| VL1128A0 | D6 BARBED CHECK VALVE | 2 | PZ | | | | | | | | | | | | | | | | | | | | | | | | | | | | | | | | | | | | | | | | | | | | | | | | | | | | | | | | | | | | | | | | | | | | | | | | | | | | | | | | | | |
| VL1128A1 | D6 BARBED CHECK VALVE | 2 | PZ | | | | | | | | | | | | | | | | | | | | | | | | | | | | | | | | | | | | | | | | | | | | | | | | | | | | | | | | | | | | | | | | | | | | | | | | | | | | | | | | | | |
| VL1165A0 | BB6-AR6 STRAIGHT FITTING | 1 | PZ | | | | | | | | | | | | | | | | | | | | | | | | | | | | | | | | | | | | | | | | | | | | | | | | | | | | | | | | | | | | | | | | | | | | | | | | | | | | | | | | | | |
| VL1166A0 | BB6-AR6 L FITTING | 3 | PZ | | | | | | | | | | | | | | | | | | | | | | | | | | | | | | | | | | | | | | | | | | | | | | | | | | | | | | | | | | | | | | | | | | | | | | | | | | | | | | | | | | |
| VL1174C0 | D1.2 MM CALIBRATED NOZZLE | 1 | PZ | | | | | | | | | | | | | | | | | | | | | | | | | | | | | | | | | | | | | | | | | | | | | | | | | | | | | | | | | | | | | | | | | | | | | | | | | | | | | | | | | | |
| VL1185A0 | 2 WAYS PLUS WASHING DISTRIBUTOR | 1 | PZ | | | | | | | | | | | | | | | | | | | | | | | | | | | | | | | | | | | | | | | | | | | | | | | | | | | | | | | | | | | | | | | | | | | | | | | | | | | | | | | | | | |
| VL1190A0 | PLUS WASHING SYSTEM INLET DISTRIBUTOR | 1 | PZ | | | | | | | | | | | | | | | | | | | | | | | | | | | | | | | | | | | | | | | | | | | | | | | | | | | | | | | | | | | | | | | | | | | | | | | | | | | | | | | | | | |


| COMPONENT | | | SPARE PART | | | | | | | | | | | | | | | | | | | | | | | | | | | | | | | | | | | | | | | | | | | | | | | | | | | | | | | | | | | | | | | | | | | |
|-----------|---|--|------------|--------------------------------------|---|------|-------------|---------------------------|-----|----------|------------------------------------|--------------------------------------|----|----------|--------------------------------|---------------------------|----|----|----------|--------------------------|---|----|----------|-------------------------------|---|----|----------|--------------------|----|----|----------|--------------|---|----|----------|-----------------|---|----|----------|-----------------------------------|-------|---|----------|---|-------|---|----------|--------------------------------|---|----|----------|----------------|---|----|----------|-----------------------------------|---|----|----------|-----------------------------------|---|----|----------|---|---|----|----------|-----------------------|---|----|
| Code | Description | Image | Code | Description | Components list | | | | | | | | | | | | | | | | | | | | | | | | | | | | | | | | | | | | | | | | | | | | | | | | | | | | | | | | | | | | | | | | | |
| VL1165A | BB6-AR6 STRAIGHT FITTING |  | KVL1183A | 1 ROTOR ARM PLUS CLEANING SYSTEM KIT | <table border="1"> <thead> <tr> <th>Code</th> <th>Description</th> <th>Qty</th> <th>UOM</th> </tr> </thead> <tbody> <tr> <td>VM1605A0</td> <td>CLIP TWIST LOCK DIAM. 10,2-12,7 MM</td> <td>3</td> <td>PZ</td> </tr> <tr> <td>VM2172A0</td> <td>PUMP-WITH-CI RCUIT LOCKING PIN</td> <td>7</td> <td>PZ</td> </tr> </tbody> </table> | Code | Description | Qty | UOM | VM1605A0 | CLIP TWIST LOCK DIAM. 10,2-12,7 MM | 3 | PZ | VM2172A0 | PUMP-WITH-CI RCUIT LOCKING PIN | 7 | PZ | | | | | | | | | | | | | | | | | | | | | | | | | | | | | | | | | | | | | | | | | | | | | | | | | | | | | |
| | | | Code | Description | Qty | UOM | | | | | | | | | | | | | | | | | | | | | | | | | | | | | | | | | | | | | | | | | | | | | | | | | | | | | | | | | | | | | | | | |
| VM1605A0 | CLIP TWIST LOCK DIAM. 10,2-12,7 MM | 3 | PZ | | | | | | | | | | | | | | | | | | | | | | | | | | | | | | | | | | | | | | | | | | | | | | | | | | | | | | | | | | | | | | | | | | | |
| VM2172A0 | PUMP-WITH-CI RCUIT LOCKING PIN | 7 | PZ | | | | | | | | | | | | | | | | | | | | | | | | | | | | | | | | | | | | | | | | | | | | | | | | | | | | | | | | | | | | | | | | | | | |
| KVL1182A | ONE CLEANING SYSTEM KIT (0311 EXC.) | <table border="1"> <thead> <tr> <th>Code</th> <th>Description</th> <th>Qty</th> <th>UOM</th> </tr> </thead> <tbody> <tr> <td>0H2143A0</td> <td>LAMIERA BLOCCA VNR VL1128</td> <td>2</td> <td>PZ</td> </tr> <tr> <td>0H2202A1</td> <td>ONE WASHING WITH STEAM VALVE SUPPORT</td> <td>1</td> <td>PZ</td> </tr> <tr> <td>EL1440A0</td> <td>WATER SELF CLEANING VALVE</td> <td>1</td> <td>PZ</td> </tr> <tr> <td>GN1526A0</td> <td>INT. D.=6.9 TH=1.8 O-RIN</td> <td>3</td> <td>PZ</td> </tr> <tr> <td>RC1018A0</td> <td>ZINC PLATED D12 ELASTIC CLAMP</td> <td>1</td> <td>PZ</td> </tr> <tr> <td>RC1019A0</td> <td>D=10 ELASTIC CLAMP</td> <td>14</td> <td>PZ</td> </tr> <tr> <td>RC1130A0</td> <td>130X2,6 CLAM</td> <td>2</td> <td>PZ</td> </tr> <tr> <td>RC1242A0</td> <td>D=10 CLOSED CAP</td> <td>2</td> <td>PZ</td> </tr> <tr> <td>TB2820A0</td> <td>6X10 EPDM PIPE FOR WASHING SYSTEM</td> <td>1.410</td> <td>M</td> </tr> <tr> <td>TB3132A0</td> <td>WHITE-BLUE EPDM TEXTILE BRAID HOSE 6X12</td> <td>0.670</td> <td>M</td> </tr> <tr> <td>VI1220A1</td> <td>4,2X12 TCB SELF-TAPPIN G SCREW</td> <td>1</td> <td>PZ</td> </tr> <tr> <td>VL1019A0</td> <td>VIBRATION PUMP</td> <td>1</td> <td>PZ</td> </tr> <tr> <td>VL1047A1</td> <td>D6 PIPE HOLDER - D8 J.G. TERMINAL</td> <td>1</td> <td>PZ</td> </tr> <tr> <td>VL1054B0</td> <td>ONE WASHING SYS INLET DISTRIBUTOR</td> <td>1</td> <td>PZ</td> </tr> <tr> <td>VL1102A1</td> <td>DETERGENT LINE FILTER + BARBED VNR 6 MM</td> <td>1</td> <td>PZ</td> </tr> <tr> <td>VL1128A0</td> <td>D6 BARBED CHECK VALVE</td> <td>2</td> <td>PZ</td> </tr> </tbody> </table> | Code | Description | Qty | UOM | 0H2143A0 | LAMIERA BLOCCA VNR VL1128 | 2 | PZ | 0H2202A1 | ONE WASHING WITH STEAM VALVE SUPPORT | 1 | PZ | EL1440A0 | WATER SELF CLEANING VALVE | 1 | PZ | GN1526A0 | INT. D.=6.9 TH=1.8 O-RIN | 3 | PZ | RC1018A0 | ZINC PLATED D12 ELASTIC CLAMP | 1 | PZ | RC1019A0 | D=10 ELASTIC CLAMP | 14 | PZ | RC1130A0 | 130X2,6 CLAM | 2 | PZ | RC1242A0 | D=10 CLOSED CAP | 2 | PZ | TB2820A0 | 6X10 EPDM PIPE FOR WASHING SYSTEM | 1.410 | M | TB3132A0 | WHITE-BLUE EPDM TEXTILE BRAID HOSE 6X12 | 0.670 | M | VI1220A1 | 4,2X12 TCB SELF-TAPPIN G SCREW | 1 | PZ | VL1019A0 | VIBRATION PUMP | 1 | PZ | VL1047A1 | D6 PIPE HOLDER - D8 J.G. TERMINAL | 1 | PZ | VL1054B0 | ONE WASHING SYS INLET DISTRIBUTOR | 1 | PZ | VL1102A1 | DETERGENT LINE FILTER + BARBED VNR 6 MM | 1 | PZ | VL1128A0 | D6 BARBED CHECK VALVE | 2 | PZ |
| Code | Description | Qty | UOM | | | | | | | | | | | | | | | | | | | | | | | | | | | | | | | | | | | | | | | | | | | | | | | | | | | | | | | | | | | | | | | | | | | |
| 0H2143A0 | LAMIERA BLOCCA VNR VL1128 | 2 | PZ | | | | | | | | | | | | | | | | | | | | | | | | | | | | | | | | | | | | | | | | | | | | | | | | | | | | | | | | | | | | | | | | | | | |
| 0H2202A1 | ONE WASHING WITH STEAM VALVE SUPPORT | 1 | PZ | | | | | | | | | | | | | | | | | | | | | | | | | | | | | | | | | | | | | | | | | | | | | | | | | | | | | | | | | | | | | | | | | | | |
| EL1440A0 | WATER SELF CLEANING VALVE | 1 | PZ | | | | | | | | | | | | | | | | | | | | | | | | | | | | | | | | | | | | | | | | | | | | | | | | | | | | | | | | | | | | | | | | | | | |
| GN1526A0 | INT. D.=6.9 TH=1.8 O-RIN | 3 | PZ | | | | | | | | | | | | | | | | | | | | | | | | | | | | | | | | | | | | | | | | | | | | | | | | | | | | | | | | | | | | | | | | | | | |
| RC1018A0 | ZINC PLATED D12 ELASTIC CLAMP | 1 | PZ | | | | | | | | | | | | | | | | | | | | | | | | | | | | | | | | | | | | | | | | | | | | | | | | | | | | | | | | | | | | | | | | | | | |
| RC1019A0 | D=10 ELASTIC CLAMP | 14 | PZ | | | | | | | | | | | | | | | | | | | | | | | | | | | | | | | | | | | | | | | | | | | | | | | | | | | | | | | | | | | | | | | | | | | |
| RC1130A0 | 130X2,6 CLAM | 2 | PZ | | | | | | | | | | | | | | | | | | | | | | | | | | | | | | | | | | | | | | | | | | | | | | | | | | | | | | | | | | | | | | | | | | | |
| RC1242A0 | D=10 CLOSED CAP | 2 | PZ | | | | | | | | | | | | | | | | | | | | | | | | | | | | | | | | | | | | | | | | | | | | | | | | | | | | | | | | | | | | | | | | | | | |
| TB2820A0 | 6X10 EPDM PIPE FOR WASHING SYSTEM | 1.410 | M | | | | | | | | | | | | | | | | | | | | | | | | | | | | | | | | | | | | | | | | | | | | | | | | | | | | | | | | | | | | | | | | | | | |
| TB3132A0 | WHITE-BLUE EPDM TEXTILE BRAID HOSE 6X12 | 0.670 | M | | | | | | | | | | | | | | | | | | | | | | | | | | | | | | | | | | | | | | | | | | | | | | | | | | | | | | | | | | | | | | | | | | | |
| VI1220A1 | 4,2X12 TCB SELF-TAPPIN G SCREW | 1 | PZ | | | | | | | | | | | | | | | | | | | | | | | | | | | | | | | | | | | | | | | | | | | | | | | | | | | | | | | | | | | | | | | | | | | |
| VL1019A0 | VIBRATION PUMP | 1 | PZ | | | | | | | | | | | | | | | | | | | | | | | | | | | | | | | | | | | | | | | | | | | | | | | | | | | | | | | | | | | | | | | | | | | |
| VL1047A1 | D6 PIPE HOLDER - D8 J.G. TERMINAL | 1 | PZ | | | | | | | | | | | | | | | | | | | | | | | | | | | | | | | | | | | | | | | | | | | | | | | | | | | | | | | | | | | | | | | | | | | |
| VL1054B0 | ONE WASHING SYS INLET DISTRIBUTOR | 1 | PZ | | | | | | | | | | | | | | | | | | | | | | | | | | | | | | | | | | | | | | | | | | | | | | | | | | | | | | | | | | | | | | | | | | | |
| VL1102A1 | DETERGENT LINE FILTER + BARBED VNR 6 MM | 1 | PZ | | | | | | | | | | | | | | | | | | | | | | | | | | | | | | | | | | | | | | | | | | | | | | | | | | | | | | | | | | | | | | | | | | | |
| VL1128A0 | D6 BARBED CHECK VALVE | 2 | PZ | | | | | | | | | | | | | | | | | | | | | | | | | | | | | | | | | | | | | | | | | | | | | | | | | | | | | | | | | | | | | | | | | | | |


| COMPONENT | | | SPARE PART | | | | | | | | | | | | | | | | | | | | | | | | | | | | | | | | | | |
|-----------|---|---|------------|---------------------------------------|--|------|-------------|-----|-----|----------|---|---|----|----------|--------------------------|---|----|----------|-------------------|---|----|----------|---------------------------|---|----|----------|-------------------------------------|---|----|----------|------------------------------------|---|----|----------|-----------------------------|---|----|
| Code | Description | Image | Code | Description | Components list | | | | | | | | | | | | | | | | | | | | | | | | | | | | | | | | |
| VL1165A | BB6-AR6 STRAIGHT FITTING |  | KVL1182A | ONE CLEANING SYSTEM KIT (0311 EXC.) | <table border="1"> <thead> <tr> <th>Code</th> <th>Description</th> <th>Qty</th> <th>UOM</th> </tr> </thead> <tbody> <tr> <td>VL1128A1</td> <td>D6 BARBED CHECK VALVE</td> <td>2</td> <td>PZ</td> </tr> <tr> <td>VL1165A0</td> <td>BB6-AR6 STRAIGHT FITTING</td> <td>1</td> <td>PZ</td> </tr> <tr> <td>VL1166A0</td> <td>BB6-AR6 L FITTING</td> <td>1</td> <td>PZ</td> </tr> <tr> <td>VL1174C0</td> <td>D1.2 MM CALIBRATED NOZZLE</td> <td>1</td> <td>PZ</td> </tr> <tr> <td>VL1191A0</td> <td>ONE WASHING DISTRIBUTOR OUTLETS KIT</td> <td>1</td> <td>PZ</td> </tr> <tr> <td>VM1605A0</td> <td>CLIP TWIST LOCK DIAM. 10,2-12,7 MM</td> <td>3</td> <td>PZ</td> </tr> <tr> <td>VM2172A0</td> <td>PUMP-WITH-RCUIT LOCKING PIN</td> <td>2</td> <td>PZ</td> </tr> </tbody> </table> | Code | Description | Qty | UOM | VL1128A1 | D6 BARBED CHECK VALVE | 2 | PZ | VL1165A0 | BB6-AR6 STRAIGHT FITTING | 1 | PZ | VL1166A0 | BB6-AR6 L FITTING | 1 | PZ | VL1174C0 | D1.2 MM CALIBRATED NOZZLE | 1 | PZ | VL1191A0 | ONE WASHING DISTRIBUTOR OUTLETS KIT | 1 | PZ | VM1605A0 | CLIP TWIST LOCK DIAM. 10,2-12,7 MM | 3 | PZ | VM2172A0 | PUMP-WITH-RCUIT LOCKING PIN | 2 | PZ |
| Code | Description | Qty | UOM | | | | | | | | | | | | | | | | | | | | | | | | | | | | | | | | | | |
| VL1128A1 | D6 BARBED CHECK VALVE | 2 | PZ | | | | | | | | | | | | | | | | | | | | | | | | | | | | | | | | | | |
| VL1165A0 | BB6-AR6 STRAIGHT FITTING | 1 | PZ | | | | | | | | | | | | | | | | | | | | | | | | | | | | | | | | | | |
| VL1166A0 | BB6-AR6 L FITTING | 1 | PZ | | | | | | | | | | | | | | | | | | | | | | | | | | | | | | | | | | |
| VL1174C0 | D1.2 MM CALIBRATED NOZZLE | 1 | PZ | | | | | | | | | | | | | | | | | | | | | | | | | | | | | | | | | | |
| VL1191A0 | ONE WASHING DISTRIBUTOR OUTLETS KIT | 1 | PZ | | | | | | | | | | | | | | | | | | | | | | | | | | | | | | | | | | |
| VM1605A0 | CLIP TWIST LOCK DIAM. 10,2-12,7 MM | 3 | PZ | | | | | | | | | | | | | | | | | | | | | | | | | | | | | | | | | | |
| VM2172A0 | PUMP-WITH-RCUIT LOCKING PIN | 2 | PZ | | | | | | | | | | | | | | | | | | | | | | | | | | | | | | | | | | |
| TB3009B | TB3132A-ONE OVEN WASHING INLET |  | KTB3132A | WHITE-BLU 6X12 REINFORCED PIPE 3M KIT | <table border="1"> <thead> <tr> <th>Code</th> <th>Description</th> <th>Qty</th> <th>UOM</th> </tr> </thead> <tbody> <tr> <td>TB3132A0</td> <td>WHITE-BLUE EPDM TEXTILE BRAID HOSE 6X12</td> <td>3</td> <td>M</td> </tr> <tr> <td>VM1794A0</td> <td>250X4.8 PA66 BLACK CLAMP</td> <td>1</td> <td>PZ</td> </tr> </tbody> </table> | Code | Description | Qty | UOM | TB3132A0 | WHITE-BLUE EPDM TEXTILE BRAID HOSE 6X12 | 3 | M | VM1794A0 | 250X4.8 PA66 BLACK CLAMP | 1 | PZ | | | | | | | | | | | | | | | | | | | | |
| Code | Description | Qty | UOM | | | | | | | | | | | | | | | | | | | | | | | | | | | | | | | | | | |
| TB3132A0 | WHITE-BLUE EPDM TEXTILE BRAID HOSE 6X12 | 3 | M | | | | | | | | | | | | | | | | | | | | | | | | | | | | | | | | | | |
| VM1794A0 | 250X4.8 PA66 BLACK CLAMP | 1 | PZ | | | | | | | | | | | | | | | | | | | | | | | | | | | | | | | | | | |
| TB3004A | TB2820A L=550MM EPDM BLACK PIPE |  | KTB1343A | TB2820A0 6X10 EPM PIPE 3M KIT | <table border="1"> <thead> <tr> <th>Code</th> <th>Description</th> <th>Qty</th> <th>UOM</th> </tr> </thead> <tbody> <tr> <td>TB2820A0</td> <td>6X10 EPDM PIPE FOR WASHING SYSTEM</td> <td>3</td> <td>M</td> </tr> </tbody> </table> | Code | Description | Qty | UOM | TB2820A0 | 6X10 EPDM PIPE FOR WASHING SYSTEM | 3 | M | | | | | | | | | | | | | | | | | | | | | | | | |
| Code | Description | Qty | UOM | | | | | | | | | | | | | | | | | | | | | | | | | | | | | | | | | | |
| TB2820A0 | 6X10 EPDM PIPE FOR WASHING SYSTEM | 3 | M | | | | | | | | | | | | | | | | | | | | | | | | | | | | | | | | | | |
| TB3225B | TB2820A-TANK-WASHING SYS CONNECTION |  | KTB1343A | TB2820A0 6X10 EPM PIPE 3M KIT | <table border="1"> <thead> <tr> <th>Code</th> <th>Description</th> <th>Qty</th> <th>UOM</th> </tr> </thead> <tbody> <tr> <td>TB2820A0</td> <td>6X10 EPDM PIPE FOR WASHING SYSTEM</td> <td>3</td> <td>M</td> </tr> </tbody> </table> | Code | Description | Qty | UOM | TB2820A0 | 6X10 EPDM PIPE FOR WASHING SYSTEM | 3 | M | | | | | | | | | | | | | | | | | | | | | | | | |
| Code | Description | Qty | UOM | | | | | | | | | | | | | | | | | | | | | | | | | | | | | | | | | | |
| TB2820A0 | 6X10 EPDM PIPE FOR WASHING SYSTEM | 3 | M | | | | | | | | | | | | | | | | | | | | | | | | | | | | | | | | | | |


| COMPONENT | | | SPARE PART | | | | | | | | | | | | | | | | | | | | | | | | | | | | | | | | | | | | | | | | | | | | | | | | | | | | | | | | | | | | | | | | | | |
|-----------|---|---|------------|--------------------------------------|---|------|-------------|-----|-----|----------|--------------------------------------|---|----|----------|--------------------------------------|---|----|----------|----------------------|---|----|----------|------------------------------|---|---|----------|-------------------------------|---|---|----------|----------------------------|---|----|----------|--------------------------|---|----|----------|-----------------------------------|---|----|----------|---------------------------|---|----|----------|--------------------------|---|----|----------|---|-------|---|----------|-------------------------------|---|----|----------|--------------------|----|----|----------|--------------|---|----|----------|-----------------|---|----|
| Code | Description | Image | Code | Description | Components list | | | | | | | | | | | | | | | | | | | | | | | | | | | | | | | | | | | | | | | | | | | | | | | | | | | | | | | | | | | | | | | | |
| 0H2202A | ONE WASHING WITH STEAM VALVE SUPPORT |  | 0H2202A1 | ONE WASHING WITH STEAM VALVE SUPPORT | | | | | | | | | | | | | | | | | | | | | | | | | | | | | | | | | | | | | | | | | | | | | | | | | | | | | | | | | | | | | | | | | |
| VL1019A | VIBRATION PUMP |  | KVL2618A | 2 ROTOR ARMS ONE CLEANING SYSTEM KIT | <table border="1"> <thead> <tr> <th>Code</th> <th>Description</th> <th>Qty</th> <th>UOM</th> </tr> </thead> <tbody> <tr> <td>0H2202A1</td> <td>ONE WASHING WITH STEAM VALVE SUPPORT</td> <td>2</td> <td>PZ</td> </tr> <tr> <td>CE1030A0</td> <td>FEMALE FASTON COVER 6.3X0.8 0.5-1MMQ</td> <td>4</td> <td>PZ</td> </tr> <tr> <td>CE1395A0</td> <td>6,3 X 0,8 MALE FASTO</td> <td>2</td> <td>PZ</td> </tr> <tr> <td>CE1545A0</td> <td>BLUE UNIP AWG18 ST.3135 WIRE</td> <td>1</td> <td>M</td> </tr> <tr> <td>CE1570A0</td> <td>WHITE UNIP AWG18 ST.3135 WIRE</td> <td>1</td> <td>M</td> </tr> <tr> <td>CE1660A0</td> <td>6,3X0,8 FEMALE FASTON COVE</td> <td>4</td> <td>PZ</td> </tr> <tr> <td>CE1661A0</td> <td>MALE FASTON COVER 6,3X0,</td> <td>2</td> <td>PZ</td> </tr> <tr> <td>EL1020A1</td> <td>D8 INTERMEDIAT E T-SHAPED FITTING</td> <td>1</td> <td>PZ</td> </tr> <tr> <td>EL1440A0</td> <td>WATER SELF CLEANING VALVE</td> <td>2</td> <td>PZ</td> </tr> <tr> <td>GN1526A0</td> <td>INT. D.=6.9 TH=1.8 O-RIN</td> <td>6</td> <td>PZ</td> </tr> <tr> <td>IP1385A1</td> <td>CORNER POLYSTYREN E PACKING 110X80X2000</td> <td>0.500</td> <td>M</td> </tr> <tr> <td>RC1018A0</td> <td>ZINC PLATED D12 ELASTIC CLAMP</td> <td>4</td> <td>PZ</td> </tr> <tr> <td>RC1019A0</td> <td>D=10 ELASTIC CLAMP</td> <td>31</td> <td>PZ</td> </tr> <tr> <td>RC1130A0</td> <td>130X2,6 CLAM</td> <td>4</td> <td>PZ</td> </tr> <tr> <td>RC1242A0</td> <td>D=10 CLOSED CAP</td> <td>4</td> <td>PZ</td> </tr> </tbody> </table> | Code | Description | Qty | UOM | 0H2202A1 | ONE WASHING WITH STEAM VALVE SUPPORT | 2 | PZ | CE1030A0 | FEMALE FASTON COVER 6.3X0.8 0.5-1MMQ | 4 | PZ | CE1395A0 | 6,3 X 0,8 MALE FASTO | 2 | PZ | CE1545A0 | BLUE UNIP AWG18 ST.3135 WIRE | 1 | M | CE1570A0 | WHITE UNIP AWG18 ST.3135 WIRE | 1 | M | CE1660A0 | 6,3X0,8 FEMALE FASTON COVE | 4 | PZ | CE1661A0 | MALE FASTON COVER 6,3X0, | 2 | PZ | EL1020A1 | D8 INTERMEDIAT E T-SHAPED FITTING | 1 | PZ | EL1440A0 | WATER SELF CLEANING VALVE | 2 | PZ | GN1526A0 | INT. D.=6.9 TH=1.8 O-RIN | 6 | PZ | IP1385A1 | CORNER POLYSTYREN E PACKING 110X80X2000 | 0.500 | M | RC1018A0 | ZINC PLATED D12 ELASTIC CLAMP | 4 | PZ | RC1019A0 | D=10 ELASTIC CLAMP | 31 | PZ | RC1130A0 | 130X2,6 CLAM | 4 | PZ | RC1242A0 | D=10 CLOSED CAP | 4 | PZ |
| Code | Description | Qty | UOM | | | | | | | | | | | | | | | | | | | | | | | | | | | | | | | | | | | | | | | | | | | | | | | | | | | | | | | | | | | | | | | | | | |
| 0H2202A1 | ONE WASHING WITH STEAM VALVE SUPPORT | 2 | PZ | | | | | | | | | | | | | | | | | | | | | | | | | | | | | | | | | | | | | | | | | | | | | | | | | | | | | | | | | | | | | | | | | | |
| CE1030A0 | FEMALE FASTON COVER 6.3X0.8 0.5-1MMQ | 4 | PZ | | | | | | | | | | | | | | | | | | | | | | | | | | | | | | | | | | | | | | | | | | | | | | | | | | | | | | | | | | | | | | | | | | |
| CE1395A0 | 6,3 X 0,8 MALE FASTO | 2 | PZ | | | | | | | | | | | | | | | | | | | | | | | | | | | | | | | | | | | | | | | | | | | | | | | | | | | | | | | | | | | | | | | | | | |
| CE1545A0 | BLUE UNIP AWG18 ST.3135 WIRE | 1 | M | | | | | | | | | | | | | | | | | | | | | | | | | | | | | | | | | | | | | | | | | | | | | | | | | | | | | | | | | | | | | | | | | | |
| CE1570A0 | WHITE UNIP AWG18 ST.3135 WIRE | 1 | M | | | | | | | | | | | | | | | | | | | | | | | | | | | | | | | | | | | | | | | | | | | | | | | | | | | | | | | | | | | | | | | | | | |
| CE1660A0 | 6,3X0,8 FEMALE FASTON COVE | 4 | PZ | | | | | | | | | | | | | | | | | | | | | | | | | | | | | | | | | | | | | | | | | | | | | | | | | | | | | | | | | | | | | | | | | | |
| CE1661A0 | MALE FASTON COVER 6,3X0, | 2 | PZ | | | | | | | | | | | | | | | | | | | | | | | | | | | | | | | | | | | | | | | | | | | | | | | | | | | | | | | | | | | | | | | | | | |
| EL1020A1 | D8 INTERMEDIAT E T-SHAPED FITTING | 1 | PZ | | | | | | | | | | | | | | | | | | | | | | | | | | | | | | | | | | | | | | | | | | | | | | | | | | | | | | | | | | | | | | | | | | |
| EL1440A0 | WATER SELF CLEANING VALVE | 2 | PZ | | | | | | | | | | | | | | | | | | | | | | | | | | | | | | | | | | | | | | | | | | | | | | | | | | | | | | | | | | | | | | | | | | |
| GN1526A0 | INT. D.=6.9 TH=1.8 O-RIN | 6 | PZ | | | | | | | | | | | | | | | | | | | | | | | | | | | | | | | | | | | | | | | | | | | | | | | | | | | | | | | | | | | | | | | | | | |
| IP1385A1 | CORNER POLYSTYREN E PACKING 110X80X2000 | 0.500 | M | | | | | | | | | | | | | | | | | | | | | | | | | | | | | | | | | | | | | | | | | | | | | | | | | | | | | | | | | | | | | | | | | | |
| RC1018A0 | ZINC PLATED D12 ELASTIC CLAMP | 4 | PZ | | | | | | | | | | | | | | | | | | | | | | | | | | | | | | | | | | | | | | | | | | | | | | | | | | | | | | | | | | | | | | | | | | |
| RC1019A0 | D=10 ELASTIC CLAMP | 31 | PZ | | | | | | | | | | | | | | | | | | | | | | | | | | | | | | | | | | | | | | | | | | | | | | | | | | | | | | | | | | | | | | | | | | |
| RC1130A0 | 130X2,6 CLAM | 4 | PZ | | | | | | | | | | | | | | | | | | | | | | | | | | | | | | | | | | | | | | | | | | | | | | | | | | | | | | | | | | | | | | | | | | |
| RC1242A0 | D=10 CLOSED CAP | 4 | PZ | | | | | | | | | | | | | | | | | | | | | | | | | | | | | | | | | | | | | | | | | | | | | | | | | | | | | | | | | | | | | | | | | | |


| COMPONENT | | | SPARE PART | | | | | | | | | | | | | | | | | | | | | | | | | | | | | | | | | | | | | | | | | | | | | | | | | | | | | | | | | | | | | | | | | | | | | | | | | | | | | | | | | |
|-----------|--|---|------------|--|---|------|-------------|-----|-----|----------|--|-------|---|----------|--|-------|---|----------|--------------------------------------|---|----|----------|-------------------|---|----|----------|---|---|----|----------|--|---|----|----------|--|---|----|----------|-----------------------------------|---|----|----------|--------------------------|---|----|----------|--------------------------------|---|----|----------|----------------------|---|----|----------|---------------------------------|---|----|----------|--|---|----|----------|--------------------------------------|---|----|----------|-------------------------------|--|------|-------------|-----|-----|----------|----------------------------|---|----|----------|---|---|----|----------|-----------------------------|---|----|
| Code | Description | Image | Code | Description | Components list | | | | | | | | | | | | | | | | | | | | | | | | | | | | | | | | | | | | | | | | | | | | | | | | | | | | | | | | | | | | | | | | | | | | | | | | | | | | | | | |
| VL1019A | VIBRATION PUMP |  | KVL2618A | 2 ROTOR ARMS ONE CLEANING SYSTEM KIT | <table border="1"> <thead> <tr> <th>Code</th> <th>Description</th> <th>Qty</th> <th>UOM</th> </tr> </thead> <tbody> <tr> <td>TB2820A0</td> <td>6X10 EPDM PIPE FOR WASHING SYSTEM</td> <td>2.920</td> <td>M</td> </tr> <tr> <td>TB3132A0</td> <td>WHITE-BLUE EPDM TEXTILE BRAID HOSE 6X12</td> <td>1.340</td> <td>M</td> </tr> <tr> <td>VI1220A1</td> <td>4,2X12 TCB SELF-TAPPIN G SCREW</td> <td>2</td> <td>PZ</td> </tr> <tr> <td>VL1019A0</td> <td>VIBRATION PUMP</td> <td>2</td> <td>PZ</td> </tr> <tr> <td>VL1047A1</td> <td>D6 PIPE HOLDER - D8 J.G. TERMINAL</td> <td>2</td> <td>PZ</td> </tr> <tr> <td>VL1054B0</td> <td>ONE WASHING SYS INLET DISTRIBUTOR</td> <td>2</td> <td>PZ</td> </tr> <tr> <td>VL1102A1</td> <td>DETERGENT LINE FILTER + BARBED VNR 6 MM</td> <td>2</td> <td>PZ</td> </tr> <tr> <td>VL1127A1</td> <td>6MM BARBED T-SHAPED FITTING</td> <td>1</td> <td>PZ</td> </tr> <tr> <td>VL1128A1</td> <td>D6 BARBED CHECK VALVE</td> <td>4</td> <td>PZ</td> </tr> <tr> <td>VL1165A0</td> <td>BB6-AR6 STRAIGHT FITTING</td> <td>2</td> <td>PZ</td> </tr> <tr> <td>VL1166A0</td> <td>BB6-AR6 L FITTING</td> <td>2</td> <td>PZ</td> </tr> <tr> <td>VL1174C0</td> <td>D1.2 MM CALIBRATED NOZZLE</td> <td>2</td> <td>PZ</td> </tr> <tr> <td>VL1191A0</td> <td>ONE WASHING DISTRIBUTOR OUTLETS KIT</td> <td>2</td> <td>PZ</td> </tr> <tr> <td>VM2172A0</td> <td>PUMP-WITH-CI RCUIT LOCKING PIN</td> <td>4</td> <td>PZ</td> </tr> </tbody> </table> | Code | Description | Qty | UOM | TB2820A0 | 6X10 EPDM PIPE FOR WASHING SYSTEM | 2.920 | M | TB3132A0 | WHITE-BLUE EPDM TEXTILE BRAID HOSE 6X12 | 1.340 | M | VI1220A1 | 4,2X12 TCB SELF-TAPPIN G SCREW | 2 | PZ | VL1019A0 | VIBRATION PUMP | 2 | PZ | VL1047A1 | D6 PIPE HOLDER - D8 J.G. TERMINAL | 2 | PZ | VL1054B0 | ONE WASHING SYS INLET DISTRIBUTOR | 2 | PZ | VL1102A1 | DETERGENT LINE FILTER + BARBED VNR 6 MM | 2 | PZ | VL1127A1 | 6MM BARBED T-SHAPED FITTING | 1 | PZ | VL1128A1 | D6 BARBED CHECK VALVE | 4 | PZ | VL1165A0 | BB6-AR6 STRAIGHT FITTING | 2 | PZ | VL1166A0 | BB6-AR6 L FITTING | 2 | PZ | VL1174C0 | D1.2 MM CALIBRATED NOZZLE | 2 | PZ | VL1191A0 | ONE WASHING DISTRIBUTOR OUTLETS KIT | 2 | PZ | VM2172A0 | PUMP-WITH-CI RCUIT LOCKING PIN | 4 | PZ | KVL1225A | US HOOD WASHING SYSTEM KIT | <table border="1"> <thead> <tr> <th>Code</th> <th>Description</th> <th>Qty</th> <th>UOM</th> </tr> </thead> <tbody> <tr> <td>0H2213A1</td> <td>HOOD WATER CIRCUIT PLAT</td> <td>1</td> <td>PZ</td> </tr> <tr> <td>EL1450A0</td> <td>US SELF-CLEANIN G WATER SOLENOID</td> <td>2</td> <td>PZ</td> </tr> <tr> <td>GN1526A0</td> <td>INT. D.=6.9 TH=1.8 O-RIN</td> <td>5</td> <td>PZ</td> </tr> </tbody> </table> | Code | Description | Qty | UOM | 0H2213A1 | HOOD WATER CIRCUIT PLAT | 1 | PZ | EL1450A0 | US SELF-CLEANIN G WATER SOLENOID | 2 | PZ | GN1526A0 | INT. D.=6.9 TH=1.8 O-RIN | 5 | PZ |
| | | | Code | Description | Qty | UOM | | | | | | | | | | | | | | | | | | | | | | | | | | | | | | | | | | | | | | | | | | | | | | | | | | | | | | | | | | | | | | | | | | | | | | | | | | | | | | |
| TB2820A0 | 6X10 EPDM PIPE FOR WASHING SYSTEM | 2.920 | M | | | | | | | | | | | | | | | | | | | | | | | | | | | | | | | | | | | | | | | | | | | | | | | | | | | | | | | | | | | | | | | | | | | | | | | | | | | | | | | | | |
| TB3132A0 | WHITE-BLUE EPDM TEXTILE BRAID HOSE 6X12 | 1.340 | M | | | | | | | | | | | | | | | | | | | | | | | | | | | | | | | | | | | | | | | | | | | | | | | | | | | | | | | | | | | | | | | | | | | | | | | | | | | | | | | | | |
| VI1220A1 | 4,2X12 TCB SELF-TAPPIN G SCREW | 2 | PZ | | | | | | | | | | | | | | | | | | | | | | | | | | | | | | | | | | | | | | | | | | | | | | | | | | | | | | | | | | | | | | | | | | | | | | | | | | | | | | | | | |
| VL1019A0 | VIBRATION PUMP | 2 | PZ | | | | | | | | | | | | | | | | | | | | | | | | | | | | | | | | | | | | | | | | | | | | | | | | | | | | | | | | | | | | | | | | | | | | | | | | | | | | | | | | | |
| VL1047A1 | D6 PIPE HOLDER - D8 J.G. TERMINAL | 2 | PZ | | | | | | | | | | | | | | | | | | | | | | | | | | | | | | | | | | | | | | | | | | | | | | | | | | | | | | | | | | | | | | | | | | | | | | | | | | | | | | | | | |
| VL1054B0 | ONE WASHING SYS INLET DISTRIBUTOR | 2 | PZ | | | | | | | | | | | | | | | | | | | | | | | | | | | | | | | | | | | | | | | | | | | | | | | | | | | | | | | | | | | | | | | | | | | | | | | | | | | | | | | | | |
| VL1102A1 | DETERGENT LINE FILTER + BARBED VNR 6 MM | 2 | PZ | | | | | | | | | | | | | | | | | | | | | | | | | | | | | | | | | | | | | | | | | | | | | | | | | | | | | | | | | | | | | | | | | | | | | | | | | | | | | | | | | |
| VL1127A1 | 6MM BARBED T-SHAPED FITTING | 1 | PZ | | | | | | | | | | | | | | | | | | | | | | | | | | | | | | | | | | | | | | | | | | | | | | | | | | | | | | | | | | | | | | | | | | | | | | | | | | | | | | | | | |
| VL1128A1 | D6 BARBED CHECK VALVE | 4 | PZ | | | | | | | | | | | | | | | | | | | | | | | | | | | | | | | | | | | | | | | | | | | | | | | | | | | | | | | | | | | | | | | | | | | | | | | | | | | | | | | | | |
| VL1165A0 | BB6-AR6 STRAIGHT FITTING | 2 | PZ | | | | | | | | | | | | | | | | | | | | | | | | | | | | | | | | | | | | | | | | | | | | | | | | | | | | | | | | | | | | | | | | | | | | | | | | | | | | | | | | | |
| VL1166A0 | BB6-AR6 L FITTING | 2 | PZ | | | | | | | | | | | | | | | | | | | | | | | | | | | | | | | | | | | | | | | | | | | | | | | | | | | | | | | | | | | | | | | | | | | | | | | | | | | | | | | | | |
| VL1174C0 | D1.2 MM CALIBRATED NOZZLE | 2 | PZ | | | | | | | | | | | | | | | | | | | | | | | | | | | | | | | | | | | | | | | | | | | | | | | | | | | | | | | | | | | | | | | | | | | | | | | | | | | | | | | | | |
| VL1191A0 | ONE WASHING DISTRIBUTOR OUTLETS KIT | 2 | PZ | | | | | | | | | | | | | | | | | | | | | | | | | | | | | | | | | | | | | | | | | | | | | | | | | | | | | | | | | | | | | | | | | | | | | | | | | | | | | | | | | |
| VM2172A0 | PUMP-WITH-CI RCUIT LOCKING PIN | 4 | PZ | | | | | | | | | | | | | | | | | | | | | | | | | | | | | | | | | | | | | | | | | | | | | | | | | | | | | | | | | | | | | | | | | | | | | | | | | | | | | | | | | |
| Code | Description | Qty | UOM | | | | | | | | | | | | | | | | | | | | | | | | | | | | | | | | | | | | | | | | | | | | | | | | | | | | | | | | | | | | | | | | | | | | | | | | | | | | | | | | | |
| 0H2213A1 | HOOD WATER CIRCUIT PLAT | 1 | PZ | | | | | | | | | | | | | | | | | | | | | | | | | | | | | | | | | | | | | | | | | | | | | | | | | | | | | | | | | | | | | | | | | | | | | | | | | | | | | | | | | |
| EL1450A0 | US SELF-CLEANIN G WATER SOLENOID | 2 | PZ | | | | | | | | | | | | | | | | | | | | | | | | | | | | | | | | | | | | | | | | | | | | | | | | | | | | | | | | | | | | | | | | | | | | | | | | | | | | | | | | | |
| GN1526A0 | INT. D.=6.9 TH=1.8 O-RIN | 5 | PZ | | | | | | | | | | | | | | | | | | | | | | | | | | | | | | | | | | | | | | | | | | | | | | | | | | | | | | | | | | | | | | | | | | | | | | | | | | | | | | | | | |


| COMPONENT | | | SPARE PART | | | | | | | | | | | | | | | | | | | | | | | | | | | | | | | | | | | | | | | | | | | | | | | | | | | | | | | | | | | | | | | | | | | | | | | | | | | | | | | | | | |
|-----------|---|---|------------|----------------------------|---|------|-------------|-----|-----|----------|-------------------------------|---|----|----------|--------------------|----|----|----------|---------------------|---|----|----------|-----------------|---|----|----------|-----------------------------------|-------|---|----------|---|-------|---|----------|--------------------------------|---|----|----------|----------------|---|----|----------|-----------------------------------|---|----|----------|-----------------------------------|---|----|----------|---|---|----|----------|-----------------------------|---|----|----------|-----------------------|---|----|----------|--------------------------|---|----|----------|-------------------|---|----|----------|---------------------------|---|----|----------|-------------------------------------|---|----|----------|------------------------------------|---|----|----------|--------------------------------|---|----|
| Code | Description | Image | Code | Description | Components list | | | | | | | | | | | | | | | | | | | | | | | | | | | | | | | | | | | | | | | | | | | | | | | | | | | | | | | | | | | | | | | | | | | | | | | | | | | | | | | | |
| VL1019A | VIBRATION PUMP |  | KVL1225A | US HOOD WASHING SYSTEM KIT | <table border="1"> <thead> <tr> <th>Code</th> <th>Description</th> <th>Qty</th> <th>UOM</th> </tr> </thead> <tbody> <tr> <td>RC1018A0</td> <td>ZINC PLATED D12 ELASTIC CLAMP</td> <td>5</td> <td>PZ</td> </tr> <tr> <td>RC1019A0</td> <td>D=10 ELASTIC CLAMP</td> <td>16</td> <td>PZ</td> </tr> <tr> <td>RC1131A0</td> <td>200X2.6 BLACK CLAMP</td> <td>1</td> <td>PZ</td> </tr> <tr> <td>RC1242A0</td> <td>D=10 CLOSED CAP</td> <td>2</td> <td>PZ</td> </tr> <tr> <td>TB2820A0</td> <td>6X10 EPDM PIPE FOR WASHING SYSTEM</td> <td>2.240</td> <td>M</td> </tr> <tr> <td>TB3132A0</td> <td>WHITE-BLUE EPDM TEXTILE BRAID HOSE 6X12</td> <td>0.440</td> <td>M</td> </tr> <tr> <td>VI1220A1</td> <td>4,2X12 TCB SELF-TAPPIN G SCREW</td> <td>3</td> <td>PZ</td> </tr> <tr> <td>VL1019A0</td> <td>VIBRATION PUMP</td> <td>1</td> <td>PZ</td> </tr> <tr> <td>VL1047A1</td> <td>D6 PIPE HOLDER - D8 J.G. TERMINAL</td> <td>1</td> <td>PZ</td> </tr> <tr> <td>VL1054B0</td> <td>ONE WASHING SYS INLET DISTRIBUTOR</td> <td>1</td> <td>PZ</td> </tr> <tr> <td>VL1102A1</td> <td>DETERGENT LINE FILTER + BARBED VNR 6 MM</td> <td>1</td> <td>PZ</td> </tr> <tr> <td>VL1127A1</td> <td>6MM BARBED T-SHAPED FITTING</td> <td>1</td> <td>PZ</td> </tr> <tr> <td>VL1128A1</td> <td>D6 BARBED CHECK VALVE</td> <td>2</td> <td>PZ</td> </tr> <tr> <td>VL1165A0</td> <td>BB6-AR6 STRAIGHT FITTING</td> <td>2</td> <td>PZ</td> </tr> <tr> <td>VL1166A0</td> <td>BB6-AR6 L FITTING</td> <td>2</td> <td>PZ</td> </tr> <tr> <td>VL1174C0</td> <td>D1.2 MM CALIBRATED NOZZLE</td> <td>1</td> <td>PZ</td> </tr> <tr> <td>VL1191A0</td> <td>ONE WASHING DISTRIBUTOR OUTLETS KIT</td> <td>1</td> <td>PZ</td> </tr> <tr> <td>VM1605A0</td> <td>CLIP TWIST LOCK DIAM. 10,2-12,7 MM</td> <td>2</td> <td>PZ</td> </tr> <tr> <td>VM2172A0</td> <td>PUMP-WITH-CI RCUIT LOCKING PIN</td> <td>5</td> <td>PZ</td> </tr> </tbody> </table> | Code | Description | Qty | UOM | RC1018A0 | ZINC PLATED D12 ELASTIC CLAMP | 5 | PZ | RC1019A0 | D=10 ELASTIC CLAMP | 16 | PZ | RC1131A0 | 200X2.6 BLACK CLAMP | 1 | PZ | RC1242A0 | D=10 CLOSED CAP | 2 | PZ | TB2820A0 | 6X10 EPDM PIPE FOR WASHING SYSTEM | 2.240 | M | TB3132A0 | WHITE-BLUE EPDM TEXTILE BRAID HOSE 6X12 | 0.440 | M | VI1220A1 | 4,2X12 TCB SELF-TAPPIN G SCREW | 3 | PZ | VL1019A0 | VIBRATION PUMP | 1 | PZ | VL1047A1 | D6 PIPE HOLDER - D8 J.G. TERMINAL | 1 | PZ | VL1054B0 | ONE WASHING SYS INLET DISTRIBUTOR | 1 | PZ | VL1102A1 | DETERGENT LINE FILTER + BARBED VNR 6 MM | 1 | PZ | VL1127A1 | 6MM BARBED T-SHAPED FITTING | 1 | PZ | VL1128A1 | D6 BARBED CHECK VALVE | 2 | PZ | VL1165A0 | BB6-AR6 STRAIGHT FITTING | 2 | PZ | VL1166A0 | BB6-AR6 L FITTING | 2 | PZ | VL1174C0 | D1.2 MM CALIBRATED NOZZLE | 1 | PZ | VL1191A0 | ONE WASHING DISTRIBUTOR OUTLETS KIT | 1 | PZ | VM1605A0 | CLIP TWIST LOCK DIAM. 10,2-12,7 MM | 2 | PZ | VM2172A0 | PUMP-WITH-CI RCUIT LOCKING PIN | 5 | PZ |
| Code | Description | Qty | UOM | | | | | | | | | | | | | | | | | | | | | | | | | | | | | | | | | | | | | | | | | | | | | | | | | | | | | | | | | | | | | | | | | | | | | | | | | | | | | | | | | | |
| RC1018A0 | ZINC PLATED D12 ELASTIC CLAMP | 5 | PZ | | | | | | | | | | | | | | | | | | | | | | | | | | | | | | | | | | | | | | | | | | | | | | | | | | | | | | | | | | | | | | | | | | | | | | | | | | | | | | | | | | |
| RC1019A0 | D=10 ELASTIC CLAMP | 16 | PZ | | | | | | | | | | | | | | | | | | | | | | | | | | | | | | | | | | | | | | | | | | | | | | | | | | | | | | | | | | | | | | | | | | | | | | | | | | | | | | | | | | |
| RC1131A0 | 200X2.6 BLACK CLAMP | 1 | PZ | | | | | | | | | | | | | | | | | | | | | | | | | | | | | | | | | | | | | | | | | | | | | | | | | | | | | | | | | | | | | | | | | | | | | | | | | | | | | | | | | | |
| RC1242A0 | D=10 CLOSED CAP | 2 | PZ | | | | | | | | | | | | | | | | | | | | | | | | | | | | | | | | | | | | | | | | | | | | | | | | | | | | | | | | | | | | | | | | | | | | | | | | | | | | | | | | | | |
| TB2820A0 | 6X10 EPDM PIPE FOR WASHING SYSTEM | 2.240 | M | | | | | | | | | | | | | | | | | | | | | | | | | | | | | | | | | | | | | | | | | | | | | | | | | | | | | | | | | | | | | | | | | | | | | | | | | | | | | | | | | | |
| TB3132A0 | WHITE-BLUE EPDM TEXTILE BRAID HOSE 6X12 | 0.440 | M | | | | | | | | | | | | | | | | | | | | | | | | | | | | | | | | | | | | | | | | | | | | | | | | | | | | | | | | | | | | | | | | | | | | | | | | | | | | | | | | | | |
| VI1220A1 | 4,2X12 TCB SELF-TAPPIN G SCREW | 3 | PZ | | | | | | | | | | | | | | | | | | | | | | | | | | | | | | | | | | | | | | | | | | | | | | | | | | | | | | | | | | | | | | | | | | | | | | | | | | | | | | | | | | |
| VL1019A0 | VIBRATION PUMP | 1 | PZ | | | | | | | | | | | | | | | | | | | | | | | | | | | | | | | | | | | | | | | | | | | | | | | | | | | | | | | | | | | | | | | | | | | | | | | | | | | | | | | | | | |
| VL1047A1 | D6 PIPE HOLDER - D8 J.G. TERMINAL | 1 | PZ | | | | | | | | | | | | | | | | | | | | | | | | | | | | | | | | | | | | | | | | | | | | | | | | | | | | | | | | | | | | | | | | | | | | | | | | | | | | | | | | | | |
| VL1054B0 | ONE WASHING SYS INLET DISTRIBUTOR | 1 | PZ | | | | | | | | | | | | | | | | | | | | | | | | | | | | | | | | | | | | | | | | | | | | | | | | | | | | | | | | | | | | | | | | | | | | | | | | | | | | | | | | | | |
| VL1102A1 | DETERGENT LINE FILTER + BARBED VNR 6 MM | 1 | PZ | | | | | | | | | | | | | | | | | | | | | | | | | | | | | | | | | | | | | | | | | | | | | | | | | | | | | | | | | | | | | | | | | | | | | | | | | | | | | | | | | | |
| VL1127A1 | 6MM BARBED T-SHAPED FITTING | 1 | PZ | | | | | | | | | | | | | | | | | | | | | | | | | | | | | | | | | | | | | | | | | | | | | | | | | | | | | | | | | | | | | | | | | | | | | | | | | | | | | | | | | | |
| VL1128A1 | D6 BARBED CHECK VALVE | 2 | PZ | | | | | | | | | | | | | | | | | | | | | | | | | | | | | | | | | | | | | | | | | | | | | | | | | | | | | | | | | | | | | | | | | | | | | | | | | | | | | | | | | | |
| VL1165A0 | BB6-AR6 STRAIGHT FITTING | 2 | PZ | | | | | | | | | | | | | | | | | | | | | | | | | | | | | | | | | | | | | | | | | | | | | | | | | | | | | | | | | | | | | | | | | | | | | | | | | | | | | | | | | | |
| VL1166A0 | BB6-AR6 L FITTING | 2 | PZ | | | | | | | | | | | | | | | | | | | | | | | | | | | | | | | | | | | | | | | | | | | | | | | | | | | | | | | | | | | | | | | | | | | | | | | | | | | | | | | | | | |
| VL1174C0 | D1.2 MM CALIBRATED NOZZLE | 1 | PZ | | | | | | | | | | | | | | | | | | | | | | | | | | | | | | | | | | | | | | | | | | | | | | | | | | | | | | | | | | | | | | | | | | | | | | | | | | | | | | | | | | |
| VL1191A0 | ONE WASHING DISTRIBUTOR OUTLETS KIT | 1 | PZ | | | | | | | | | | | | | | | | | | | | | | | | | | | | | | | | | | | | | | | | | | | | | | | | | | | | | | | | | | | | | | | | | | | | | | | | | | | | | | | | | | |
| VM1605A0 | CLIP TWIST LOCK DIAM. 10,2-12,7 MM | 2 | PZ | | | | | | | | | | | | | | | | | | | | | | | | | | | | | | | | | | | | | | | | | | | | | | | | | | | | | | | | | | | | | | | | | | | | | | | | | | | | | | | | | | |
| VM2172A0 | PUMP-WITH-CI RCUIT LOCKING PIN | 5 | PZ | | | | | | | | | | | | | | | | | | | | | | | | | | | | | | | | | | | | | | | | | | | | | | | | | | | | | | | | | | | | | | | | | | | | | | | | | | | | | | | | | | |


| COMPONENT | | | SPARE PART | | | | | | | | | | | | | | | | | | | | | | | | | | | | | | | | | | | | | | | | | | | | | | | | | | | | | | | | | | | | | | | | | | | | | | | | | | | | | | | | | | |
|-----------|---|---|------------|---------------------------------------|---|------|-------------|-----|-----|----------|---------------------------|---|----|----------|---------------------------|---|----|----------|--------------------------|---|----|----------|-------------------------------|---|----|----------|--------------------|----|----|----------|-----------------|---|----|----------|-----------------------------------|-------|---|----------|---|-------|---|----------|--------------------------------|---|----|----------|----------------|---|----|----------|-----------------------------------|---|----|----------|-----------------------------------|---|----|----------|---|---|----|----------|-----------------------|---|----|----------|--------------------------|---|----|----------|-------------------|---|----|----------|---------------------------|---|----|----------|-------------------------------------|---|----|----------|--------------------------------|---|----|
| Code | Description | Image | Code | Description | Components list | | | | | | | | | | | | | | | | | | | | | | | | | | | | | | | | | | | | | | | | | | | | | | | | | | | | | | | | | | | | | | | | | | | | | | | | | | | | | | | | |
| VL1019A | VIBRATION PUMP |  | KVL1222A | EUR 0311 ONE PLUS CLEANING SYSTEM KIT | <table border="1"> <thead> <tr> <th>Code</th> <th>Description</th> <th>Qty</th> <th>UOM</th> </tr> </thead> <tbody> <tr> <td>0H2486A0</td> <td>0311 WASHING CIRCUIT PLAT</td> <td>1</td> <td>PZ</td> </tr> <tr> <td>EL1440A0</td> <td>WATER SELF CLEANING VALVE</td> <td>1</td> <td>PZ</td> </tr> <tr> <td>GN1526A0</td> <td>INT. D.=6.9 TH=1.8 O-RIN</td> <td>3</td> <td>PZ</td> </tr> <tr> <td>RC1018A0</td> <td>ZINC PLATED D12 ELASTIC CLAMP</td> <td>2</td> <td>PZ</td> </tr> <tr> <td>RC1019A0</td> <td>D=10 ELASTIC CLAMP</td> <td>14</td> <td>PZ</td> </tr> <tr> <td>RC1242A0</td> <td>D=10 CLOSED CAP</td> <td>2</td> <td>PZ</td> </tr> <tr> <td>TB2820A0</td> <td>6X10 EPDM PIPE FOR WASHING SYSTEM</td> <td>1.460</td> <td>M</td> </tr> <tr> <td>TB3132A0</td> <td>WHITE-BLUE EPDM TEXTILE BRAID HOSE 6X12</td> <td>0.670</td> <td>M</td> </tr> <tr> <td>VI1220A1</td> <td>4,2X12 TCB SELF-TAPPIN G SCREW</td> <td>4</td> <td>PZ</td> </tr> <tr> <td>VL1019A0</td> <td>VIBRATION PUMP</td> <td>1</td> <td>PZ</td> </tr> <tr> <td>VL1047A1</td> <td>D6 PIPE HOLDER - D8 J.G. TERMINAL</td> <td>1</td> <td>PZ</td> </tr> <tr> <td>VL1054B0</td> <td>ONE WASHING SYS INLET DISTRIBUTOR</td> <td>1</td> <td>PZ</td> </tr> <tr> <td>VL1102A1</td> <td>DETERGENT LINE FILTER + BARBED VNR 6 MM</td> <td>1</td> <td>PZ</td> </tr> <tr> <td>VL1128A1</td> <td>D6 BARBED CHECK VALVE</td> <td>2</td> <td>PZ</td> </tr> <tr> <td>VL1165A0</td> <td>BB6-AR6 STRAIGHT FITTING</td> <td>1</td> <td>PZ</td> </tr> <tr> <td>VL1166A0</td> <td>BB6-AR6 L FITTING</td> <td>1</td> <td>PZ</td> </tr> <tr> <td>VL1174C0</td> <td>D1.2 MM CALIBRATED NOZZLE</td> <td>1</td> <td>PZ</td> </tr> <tr> <td>VL1191A0</td> <td>ONE WASHING DISTRIBUTOR OUTLETS KIT</td> <td>1</td> <td>PZ</td> </tr> <tr> <td>VM2172A0</td> <td>PUMP-WITH-CI RCUIT LOCKING PIN</td> <td>3</td> <td>PZ</td> </tr> </tbody> </table> | Code | Description | Qty | UOM | 0H2486A0 | 0311 WASHING CIRCUIT PLAT | 1 | PZ | EL1440A0 | WATER SELF CLEANING VALVE | 1 | PZ | GN1526A0 | INT. D.=6.9 TH=1.8 O-RIN | 3 | PZ | RC1018A0 | ZINC PLATED D12 ELASTIC CLAMP | 2 | PZ | RC1019A0 | D=10 ELASTIC CLAMP | 14 | PZ | RC1242A0 | D=10 CLOSED CAP | 2 | PZ | TB2820A0 | 6X10 EPDM PIPE FOR WASHING SYSTEM | 1.460 | M | TB3132A0 | WHITE-BLUE EPDM TEXTILE BRAID HOSE 6X12 | 0.670 | M | VI1220A1 | 4,2X12 TCB SELF-TAPPIN G SCREW | 4 | PZ | VL1019A0 | VIBRATION PUMP | 1 | PZ | VL1047A1 | D6 PIPE HOLDER - D8 J.G. TERMINAL | 1 | PZ | VL1054B0 | ONE WASHING SYS INLET DISTRIBUTOR | 1 | PZ | VL1102A1 | DETERGENT LINE FILTER + BARBED VNR 6 MM | 1 | PZ | VL1128A1 | D6 BARBED CHECK VALVE | 2 | PZ | VL1165A0 | BB6-AR6 STRAIGHT FITTING | 1 | PZ | VL1166A0 | BB6-AR6 L FITTING | 1 | PZ | VL1174C0 | D1.2 MM CALIBRATED NOZZLE | 1 | PZ | VL1191A0 | ONE WASHING DISTRIBUTOR OUTLETS KIT | 1 | PZ | VM2172A0 | PUMP-WITH-CI RCUIT LOCKING PIN | 3 | PZ |
| Code | Description | Qty | UOM | | | | | | | | | | | | | | | | | | | | | | | | | | | | | | | | | | | | | | | | | | | | | | | | | | | | | | | | | | | | | | | | | | | | | | | | | | | | | | | | | | |
| 0H2486A0 | 0311 WASHING CIRCUIT PLAT | 1 | PZ | | | | | | | | | | | | | | | | | | | | | | | | | | | | | | | | | | | | | | | | | | | | | | | | | | | | | | | | | | | | | | | | | | | | | | | | | | | | | | | | | | |
| EL1440A0 | WATER SELF CLEANING VALVE | 1 | PZ | | | | | | | | | | | | | | | | | | | | | | | | | | | | | | | | | | | | | | | | | | | | | | | | | | | | | | | | | | | | | | | | | | | | | | | | | | | | | | | | | | |
| GN1526A0 | INT. D.=6.9 TH=1.8 O-RIN | 3 | PZ | | | | | | | | | | | | | | | | | | | | | | | | | | | | | | | | | | | | | | | | | | | | | | | | | | | | | | | | | | | | | | | | | | | | | | | | | | | | | | | | | | |
| RC1018A0 | ZINC PLATED D12 ELASTIC CLAMP | 2 | PZ | | | | | | | | | | | | | | | | | | | | | | | | | | | | | | | | | | | | | | | | | | | | | | | | | | | | | | | | | | | | | | | | | | | | | | | | | | | | | | | | | | |
| RC1019A0 | D=10 ELASTIC CLAMP | 14 | PZ | | | | | | | | | | | | | | | | | | | | | | | | | | | | | | | | | | | | | | | | | | | | | | | | | | | | | | | | | | | | | | | | | | | | | | | | | | | | | | | | | | |
| RC1242A0 | D=10 CLOSED CAP | 2 | PZ | | | | | | | | | | | | | | | | | | | | | | | | | | | | | | | | | | | | | | | | | | | | | | | | | | | | | | | | | | | | | | | | | | | | | | | | | | | | | | | | | | |
| TB2820A0 | 6X10 EPDM PIPE FOR WASHING SYSTEM | 1.460 | M | | | | | | | | | | | | | | | | | | | | | | | | | | | | | | | | | | | | | | | | | | | | | | | | | | | | | | | | | | | | | | | | | | | | | | | | | | | | | | | | | | |
| TB3132A0 | WHITE-BLUE EPDM TEXTILE BRAID HOSE 6X12 | 0.670 | M | | | | | | | | | | | | | | | | | | | | | | | | | | | | | | | | | | | | | | | | | | | | | | | | | | | | | | | | | | | | | | | | | | | | | | | | | | | | | | | | | | |
| VI1220A1 | 4,2X12 TCB SELF-TAPPIN G SCREW | 4 | PZ | | | | | | | | | | | | | | | | | | | | | | | | | | | | | | | | | | | | | | | | | | | | | | | | | | | | | | | | | | | | | | | | | | | | | | | | | | | | | | | | | | |
| VL1019A0 | VIBRATION PUMP | 1 | PZ | | | | | | | | | | | | | | | | | | | | | | | | | | | | | | | | | | | | | | | | | | | | | | | | | | | | | | | | | | | | | | | | | | | | | | | | | | | | | | | | | | |
| VL1047A1 | D6 PIPE HOLDER - D8 J.G. TERMINAL | 1 | PZ | | | | | | | | | | | | | | | | | | | | | | | | | | | | | | | | | | | | | | | | | | | | | | | | | | | | | | | | | | | | | | | | | | | | | | | | | | | | | | | | | | |
| VL1054B0 | ONE WASHING SYS INLET DISTRIBUTOR | 1 | PZ | | | | | | | | | | | | | | | | | | | | | | | | | | | | | | | | | | | | | | | | | | | | | | | | | | | | | | | | | | | | | | | | | | | | | | | | | | | | | | | | | | |
| VL1102A1 | DETERGENT LINE FILTER + BARBED VNR 6 MM | 1 | PZ | | | | | | | | | | | | | | | | | | | | | | | | | | | | | | | | | | | | | | | | | | | | | | | | | | | | | | | | | | | | | | | | | | | | | | | | | | | | | | | | | | |
| VL1128A1 | D6 BARBED CHECK VALVE | 2 | PZ | | | | | | | | | | | | | | | | | | | | | | | | | | | | | | | | | | | | | | | | | | | | | | | | | | | | | | | | | | | | | | | | | | | | | | | | | | | | | | | | | | |
| VL1165A0 | BB6-AR6 STRAIGHT FITTING | 1 | PZ | | | | | | | | | | | | | | | | | | | | | | | | | | | | | | | | | | | | | | | | | | | | | | | | | | | | | | | | | | | | | | | | | | | | | | | | | | | | | | | | | | |
| VL1166A0 | BB6-AR6 L FITTING | 1 | PZ | | | | | | | | | | | | | | | | | | | | | | | | | | | | | | | | | | | | | | | | | | | | | | | | | | | | | | | | | | | | | | | | | | | | | | | | | | | | | | | | | | |
| VL1174C0 | D1.2 MM CALIBRATED NOZZLE | 1 | PZ | | | | | | | | | | | | | | | | | | | | | | | | | | | | | | | | | | | | | | | | | | | | | | | | | | | | | | | | | | | | | | | | | | | | | | | | | | | | | | | | | | |
| VL1191A0 | ONE WASHING DISTRIBUTOR OUTLETS KIT | 1 | PZ | | | | | | | | | | | | | | | | | | | | | | | | | | | | | | | | | | | | | | | | | | | | | | | | | | | | | | | | | | | | | | | | | | | | | | | | | | | | | | | | | | |
| VM2172A0 | PUMP-WITH-CI RCUIT LOCKING PIN | 3 | PZ | | | | | | | | | | | | | | | | | | | | | | | | | | | | | | | | | | | | | | | | | | | | | | | | | | | | | | | | | | | | | | | | | | | | | | | | | | | | | | | | | | |


| COMPONENT | | | SPARE PART | | | | | | | | | | | | | | | | | | | | | | | | | | | | | | | | | | | | | | | | | | | | | | | | | | | | | | | | | | | | | | | | | | | | | | | | | | | | | | | | | | | | | | | | |
|-----------|---|---|------------|------------------------------------|--|------|-------------|-----|-----|----------|--|---|----|----------|---------------------------------|---|----|----------|--|---|----|----------|---------------------------|---|----|----------|-------------------------------|---|----|----------|--------------------|----|----|----------|---------------|---|----|----------|---------------------|---|----|----------|-----------------|---|----|----------|---|---|----|----------|-----------------------------------|-------|---|----------|---|-------|---|----------|-------------------------------|---|----|----------|----------------|--|---|----|----------|-----------------------------------|--|---|----|----------|--------------------------------------|--|---|----|----------|-------------------------------|--|---|----|----------|---|--|---|----|----------|-----------------------|--|---|----|
| Code | Description | Image | Code | Description | Components list | | | | | | | | | | | | | | | | | | | | | | | | | | | | | | | | | | | | | | | | | | | | | | | | | | | | | | | | | | | | | | | | | | | | | | | | | | | | | | | | | | | | | | |
| VL1019A | VIBRATION PUMP |  | KVL1213A | US PLUS COMPACT WASHING SYSTEM KIT | <table border="1"> <thead> <tr> <th>Code</th> <th>Description</th> <th>Qty</th> <th>UOM</th> </tr> </thead> <tbody> <tr> <td>0H2428A0</td> <td></td> <td>1</td> <td>PZ</td> </tr> <tr> <td>EL1450A0</td> <td>US SELF-CLEANING WATER SOLENOID</td> <td>3</td> <td>PZ</td> </tr> <tr> <td>GN1312A0</td> <td>RUBBER CABLE-PASSING DE=26 DI=15 SP=10</td> <td>1</td> <td>PZ</td> </tr> <tr> <td>GN1526A0</td> <td>INT. D.=6.9 TH=1.8 O-RING</td> <td>7</td> <td>PZ</td> </tr> <tr> <td>RC1018A0</td> <td>ZINC PLATED D12 ELASTIC CLAMP</td> <td>3</td> <td>PZ</td> </tr> <tr> <td>RC1019A0</td> <td>D=10 ELASTIC CLAMP</td> <td>14</td> <td>PZ</td> </tr> <tr> <td>RC1130A0</td> <td>130X2,6 CLAMP</td> <td>1</td> <td>PZ</td> </tr> <tr> <td>RC1131A0</td> <td>200X2,6 BLACK CLAMP</td> <td>1</td> <td>PZ</td> </tr> <tr> <td>RC1242A0</td> <td>D=10 CLOSED CAP</td> <td>2</td> <td>PZ</td> </tr> <tr> <td>RC1356A0</td> <td>"STRAIGHT THREADED FEMALE END 8X1/4" BS</td> <td>1</td> <td>PZ</td> </tr> <tr> <td>TB2820A0</td> <td>6X10 EPDM PIPE FOR WASHING SYSTEM</td> <td>0.790</td> <td>M</td> </tr> <tr> <td>TB3132A0</td> <td>WHITE-BLUE EPDM TEXTILE BRAID HOSE 6X12</td> <td>1.400</td> <td>M</td> </tr> <tr> <td>VI1220A1</td> <td>4,2X12 TCB SELF-TAPPING SCREW</td> <td>3</td> <td>PZ</td> </tr> <tr> <td>VL1019A0</td> <td>VIBRATION PUMP</td> <td></td> <td>1</td> <td>PZ</td> </tr> <tr> <td>VL1047A1</td> <td>D6 PIPE HOLDER - D6 J.G. TERMINAL</td> <td></td> <td>1</td> <td>PZ</td> </tr> <tr> <td>VL1054B0</td> <td>ONE WASHING SYSTEM INLET DISTRIBUTOR</td> <td></td> <td>1</td> <td>PZ</td> </tr> <tr> <td>VL1065A1</td> <td>1/4 MALE N.O. PRESSURE SWITCH</td> <td></td> <td>1</td> <td>PZ</td> </tr> <tr> <td>VL1102A1</td> <td>DETERGENT LINE FILTER + BARBED VNR 6 MM</td> <td></td> <td>1</td> <td>PZ</td> </tr> <tr> <td>VL1128A1</td> <td>D6 BARBED CHECK VALVE</td> <td></td> <td>2</td> <td>PZ</td> </tr> </tbody> </table> | Code | Description | Qty | UOM | 0H2428A0 | | 1 | PZ | EL1450A0 | US SELF-CLEANING WATER SOLENOID | 3 | PZ | GN1312A0 | RUBBER CABLE-PASSING DE=26 DI=15 SP=10 | 1 | PZ | GN1526A0 | INT. D.=6.9 TH=1.8 O-RING | 7 | PZ | RC1018A0 | ZINC PLATED D12 ELASTIC CLAMP | 3 | PZ | RC1019A0 | D=10 ELASTIC CLAMP | 14 | PZ | RC1130A0 | 130X2,6 CLAMP | 1 | PZ | RC1131A0 | 200X2,6 BLACK CLAMP | 1 | PZ | RC1242A0 | D=10 CLOSED CAP | 2 | PZ | RC1356A0 | "STRAIGHT THREADED FEMALE END 8X1/4" BS | 1 | PZ | TB2820A0 | 6X10 EPDM PIPE FOR WASHING SYSTEM | 0.790 | M | TB3132A0 | WHITE-BLUE EPDM TEXTILE BRAID HOSE 6X12 | 1.400 | M | VI1220A1 | 4,2X12 TCB SELF-TAPPING SCREW | 3 | PZ | VL1019A0 | VIBRATION PUMP | | 1 | PZ | VL1047A1 | D6 PIPE HOLDER - D6 J.G. TERMINAL | | 1 | PZ | VL1054B0 | ONE WASHING SYSTEM INLET DISTRIBUTOR | | 1 | PZ | VL1065A1 | 1/4 MALE N.O. PRESSURE SWITCH | | 1 | PZ | VL1102A1 | DETERGENT LINE FILTER + BARBED VNR 6 MM | | 1 | PZ | VL1128A1 | D6 BARBED CHECK VALVE | | 2 | PZ |
| Code | Description | Qty | UOM | | | | | | | | | | | | | | | | | | | | | | | | | | | | | | | | | | | | | | | | | | | | | | | | | | | | | | | | | | | | | | | | | | | | | | | | | | | | | | | | | | | | | | | | |
| 0H2428A0 | | 1 | PZ | | | | | | | | | | | | | | | | | | | | | | | | | | | | | | | | | | | | | | | | | | | | | | | | | | | | | | | | | | | | | | | | | | | | | | | | | | | | | | | | | | | | | | | | |
| EL1450A0 | US SELF-CLEANING WATER SOLENOID | 3 | PZ | | | | | | | | | | | | | | | | | | | | | | | | | | | | | | | | | | | | | | | | | | | | | | | | | | | | | | | | | | | | | | | | | | | | | | | | | | | | | | | | | | | | | | | | |
| GN1312A0 | RUBBER CABLE-PASSING DE=26 DI=15 SP=10 | 1 | PZ | | | | | | | | | | | | | | | | | | | | | | | | | | | | | | | | | | | | | | | | | | | | | | | | | | | | | | | | | | | | | | | | | | | | | | | | | | | | | | | | | | | | | | | | |
| GN1526A0 | INT. D.=6.9 TH=1.8 O-RING | 7 | PZ | | | | | | | | | | | | | | | | | | | | | | | | | | | | | | | | | | | | | | | | | | | | | | | | | | | | | | | | | | | | | | | | | | | | | | | | | | | | | | | | | | | | | | | | |
| RC1018A0 | ZINC PLATED D12 ELASTIC CLAMP | 3 | PZ | | | | | | | | | | | | | | | | | | | | | | | | | | | | | | | | | | | | | | | | | | | | | | | | | | | | | | | | | | | | | | | | | | | | | | | | | | | | | | | | | | | | | | | | |
| RC1019A0 | D=10 ELASTIC CLAMP | 14 | PZ | | | | | | | | | | | | | | | | | | | | | | | | | | | | | | | | | | | | | | | | | | | | | | | | | | | | | | | | | | | | | | | | | | | | | | | | | | | | | | | | | | | | | | | | |
| RC1130A0 | 130X2,6 CLAMP | 1 | PZ | | | | | | | | | | | | | | | | | | | | | | | | | | | | | | | | | | | | | | | | | | | | | | | | | | | | | | | | | | | | | | | | | | | | | | | | | | | | | | | | | | | | | | | | |
| RC1131A0 | 200X2,6 BLACK CLAMP | 1 | PZ | | | | | | | | | | | | | | | | | | | | | | | | | | | | | | | | | | | | | | | | | | | | | | | | | | | | | | | | | | | | | | | | | | | | | | | | | | | | | | | | | | | | | | | | |
| RC1242A0 | D=10 CLOSED CAP | 2 | PZ | | | | | | | | | | | | | | | | | | | | | | | | | | | | | | | | | | | | | | | | | | | | | | | | | | | | | | | | | | | | | | | | | | | | | | | | | | | | | | | | | | | | | | | | |
| RC1356A0 | "STRAIGHT THREADED FEMALE END 8X1/4" BS | 1 | PZ | | | | | | | | | | | | | | | | | | | | | | | | | | | | | | | | | | | | | | | | | | | | | | | | | | | | | | | | | | | | | | | | | | | | | | | | | | | | | | | | | | | | | | | | |
| TB2820A0 | 6X10 EPDM PIPE FOR WASHING SYSTEM | 0.790 | M | | | | | | | | | | | | | | | | | | | | | | | | | | | | | | | | | | | | | | | | | | | | | | | | | | | | | | | | | | | | | | | | | | | | | | | | | | | | | | | | | | | | | | | | |
| TB3132A0 | WHITE-BLUE EPDM TEXTILE BRAID HOSE 6X12 | 1.400 | M | | | | | | | | | | | | | | | | | | | | | | | | | | | | | | | | | | | | | | | | | | | | | | | | | | | | | | | | | | | | | | | | | | | | | | | | | | | | | | | | | | | | | | | | |
| VI1220A1 | 4,2X12 TCB SELF-TAPPING SCREW | 3 | PZ | | | | | | | | | | | | | | | | | | | | | | | | | | | | | | | | | | | | | | | | | | | | | | | | | | | | | | | | | | | | | | | | | | | | | | | | | | | | | | | | | | | | | | | | |
| VL1019A0 | VIBRATION PUMP | | 1 | PZ | | | | | | | | | | | | | | | | | | | | | | | | | | | | | | | | | | | | | | | | | | | | | | | | | | | | | | | | | | | | | | | | | | | | | | | | | | | | | | | | | | | | | | | |
| VL1047A1 | D6 PIPE HOLDER - D6 J.G. TERMINAL | | 1 | PZ | | | | | | | | | | | | | | | | | | | | | | | | | | | | | | | | | | | | | | | | | | | | | | | | | | | | | | | | | | | | | | | | | | | | | | | | | | | | | | | | | | | | | | | |
| VL1054B0 | ONE WASHING SYSTEM INLET DISTRIBUTOR | | 1 | PZ | | | | | | | | | | | | | | | | | | | | | | | | | | | | | | | | | | | | | | | | | | | | | | | | | | | | | | | | | | | | | | | | | | | | | | | | | | | | | | | | | | | | | | | |
| VL1065A1 | 1/4 MALE N.O. PRESSURE SWITCH | | 1 | PZ | | | | | | | | | | | | | | | | | | | | | | | | | | | | | | | | | | | | | | | | | | | | | | | | | | | | | | | | | | | | | | | | | | | | | | | | | | | | | | | | | | | | | | | |
| VL1102A1 | DETERGENT LINE FILTER + BARBED VNR 6 MM | | 1 | PZ | | | | | | | | | | | | | | | | | | | | | | | | | | | | | | | | | | | | | | | | | | | | | | | | | | | | | | | | | | | | | | | | | | | | | | | | | | | | | | | | | | | | | | | |
| VL1128A1 | D6 BARBED CHECK VALVE | | 2 | PZ | | | | | | | | | | | | | | | | | | | | | | | | | | | | | | | | | | | | | | | | | | | | | | | | | | | | | | | | | | | | | | | | | | | | | | | | | | | | | | | | | | | | | | | |



| COMPONENT | | | SPARE PART | | | | | | | | | | | | | | | | | | | | | | | | | | | | | | | | | | | | | | | | | | | | | | | | | | | | | | | | | | | | | | | |
|-----------|---|---|------------|------------------------------------|--|------|-------------|-----|-----|----------|--------------------------|---------------------------|----|----------|-------------------|---|----|----------|---------------------------|--------------------------|----|----------|---------------------------------|-------------------------------|----|----------|--------------------------------|--------------------|----|----|----------|--------------|---|----|----------|---------------------|---|----|----------|-----------------|---|----|----------|---|---|----|----------|-----------------------------------|-------|---|----------|---|-------|---|----------|--------------------------------|---|----|----------|----------------|---|----|----------|-----------------------------------|---|----|
| Code | Description | Image | Code | Description | Components list | | | | | | | | | | | | | | | | | | | | | | | | | | | | | | | | | | | | | | | | | | | | | | | | | | | | | | | | | | | | | |
| VL1019A | VIBRATION PUMP |  | KVL1213A | US PLUS COMPACT WASHING SYSTEM KIT | <table border="1"> <thead> <tr> <th>Code</th> <th>Description</th> <th>Qty</th> <th>UOM</th> </tr> </thead> <tbody> <tr> <td>VL1165A0</td> <td>BB6-AR6 STRAIGHT FITTING</td> <td>1</td> <td>PZ</td> </tr> <tr> <td>VL1166A0</td> <td>BB6-AR6 L FITTING</td> <td>3</td> <td>PZ</td> </tr> <tr> <td>VL1174C0</td> <td>D1.2 MM CALIBRATED NOZZLE</td> <td>1</td> <td>PZ</td> </tr> <tr> <td>VL1185A0</td> <td>2 WAYS PLUS WASHING DISTRIBUTOR</td> <td>1</td> <td>PZ</td> </tr> <tr> <td>VM2172A0</td> <td>PUMP-WITH-CI RCUIT LOCKING PIN</td> <td>6</td> <td>PZ</td> </tr> </tbody> </table> | Code | Description | Qty | UOM | VL1165A0 | BB6-AR6 STRAIGHT FITTING | 1 | PZ | VL1166A0 | BB6-AR6 L FITTING | 3 | PZ | VL1174C0 | D1.2 MM CALIBRATED NOZZLE | 1 | PZ | VL1185A0 | 2 WAYS PLUS WASHING DISTRIBUTOR | 1 | PZ | VM2172A0 | PUMP-WITH-CI RCUIT LOCKING PIN | 6 | PZ | | | | | | | | | | | | | | | | | | | | | | | | | | | | | | | | | | | | | |
| | | | Code | Description | Qty | UOM | | | | | | | | | | | | | | | | | | | | | | | | | | | | | | | | | | | | | | | | | | | | | | | | | | | | | | | | | | | | |
| VL1165A0 | BB6-AR6 STRAIGHT FITTING | 1 | PZ | | | | | | | | | | | | | | | | | | | | | | | | | | | | | | | | | | | | | | | | | | | | | | | | | | | | | | | | | | | | | | | |
| VL1166A0 | BB6-AR6 L FITTING | 3 | PZ | | | | | | | | | | | | | | | | | | | | | | | | | | | | | | | | | | | | | | | | | | | | | | | | | | | | | | | | | | | | | | | |
| VL1174C0 | D1.2 MM CALIBRATED NOZZLE | 1 | PZ | | | | | | | | | | | | | | | | | | | | | | | | | | | | | | | | | | | | | | | | | | | | | | | | | | | | | | | | | | | | | | | |
| VL1185A0 | 2 WAYS PLUS WASHING DISTRIBUTOR | 1 | PZ | | | | | | | | | | | | | | | | | | | | | | | | | | | | | | | | | | | | | | | | | | | | | | | | | | | | | | | | | | | | | | | |
| VM2172A0 | PUMP-WITH-CI RCUIT LOCKING PIN | 6 | PZ | | | | | | | | | | | | | | | | | | | | | | | | | | | | | | | | | | | | | | | | | | | | | | | | | | | | | | | | | | | | | | | |
| KVL1212A | EUR COMPACT PLUS CLEANING SYSTEM KIT | <table border="1"> <thead> <tr> <th>Code</th> <th>Description</th> <th>Qty</th> <th>UOM</th> </tr> </thead> <tbody> <tr> <td>0H2428A0</td> <td></td> <td>1</td> <td>PZ</td> </tr> <tr> <td>EL1440A0</td> <td>WATER SELF CLEANING VALVE</td> <td>3</td> <td>PZ</td> </tr> <tr> <td>GN1312A0</td> <td>RUBBER CABLE-PASSI NG DE=26 DI=15 SP=10</td> <td>1</td> <td>PZ</td> </tr> <tr> <td>GN1526A0</td> <td>INT. D.=6.9 TH=1.8 O-RIN</td> <td>7</td> <td>PZ</td> </tr> <tr> <td>RC1018A0</td> <td>ZINC PLATED D12 ELASTIC CLAMP</td> <td>3</td> <td>PZ</td> </tr> <tr> <td>RC1019A0</td> <td>D=10 ELASTIC CLAMP</td> <td>14</td> <td>PZ</td> </tr> <tr> <td>RC1130A0</td> <td>130X2,6 CLAM</td> <td>1</td> <td>PZ</td> </tr> <tr> <td>RC1131A0</td> <td>200X2.6 BLACK CLAMP</td> <td>1</td> <td>PZ</td> </tr> <tr> <td>RC1242A0</td> <td>D=10 CLOSED CAP</td> <td>2</td> <td>PZ</td> </tr> <tr> <td>RC1356A0</td> <td>"STRAIGHT THREADED FEMALE END 8X1/4" BS</td> <td>1</td> <td>PZ</td> </tr> <tr> <td>TB2820A0</td> <td>6X10 EPDM PIPE FOR WASHING SYSTEM</td> <td>1.340</td> <td>M</td> </tr> <tr> <td>TB3132A0</td> <td>WHITE-BLUE EPDM TEXTILE BRAID HOSE 6X12</td> <td>1.400</td> <td>M</td> </tr> <tr> <td>V11220A1</td> <td>4,2X12 TCB SELF-TAPPIN G SCREW</td> <td>3</td> <td>PZ</td> </tr> <tr> <td>VL1019A0</td> <td>VIBRATION PUMP</td> <td>1</td> <td>PZ</td> </tr> <tr> <td>VL1047A1</td> <td>D6 PIPE HOLDER - D8 J.G. TERMINAL</td> <td>1</td> <td>PZ</td> </tr> </tbody> </table> | Code | Description | Qty | UOM | 0H2428A0 | | 1 | PZ | EL1440A0 | WATER SELF CLEANING VALVE | 3 | PZ | GN1312A0 | RUBBER CABLE-PASSI NG DE=26 DI=15 SP=10 | 1 | PZ | GN1526A0 | INT. D.=6.9 TH=1.8 O-RIN | 7 | PZ | RC1018A0 | ZINC PLATED D12 ELASTIC CLAMP | 3 | PZ | RC1019A0 | D=10 ELASTIC CLAMP | 14 | PZ | RC1130A0 | 130X2,6 CLAM | 1 | PZ | RC1131A0 | 200X2.6 BLACK CLAMP | 1 | PZ | RC1242A0 | D=10 CLOSED CAP | 2 | PZ | RC1356A0 | "STRAIGHT THREADED FEMALE END 8X1/4" BS | 1 | PZ | TB2820A0 | 6X10 EPDM PIPE FOR WASHING SYSTEM | 1.340 | M | TB3132A0 | WHITE-BLUE EPDM TEXTILE BRAID HOSE 6X12 | 1.400 | M | V11220A1 | 4,2X12 TCB SELF-TAPPIN G SCREW | 3 | PZ | VL1019A0 | VIBRATION PUMP | 1 | PZ | VL1047A1 | D6 PIPE HOLDER - D8 J.G. TERMINAL | 1 | PZ |
| Code | Description | Qty | UOM | | | | | | | | | | | | | | | | | | | | | | | | | | | | | | | | | | | | | | | | | | | | | | | | | | | | | | | | | | | | | | | |
| 0H2428A0 | | 1 | PZ | | | | | | | | | | | | | | | | | | | | | | | | | | | | | | | | | | | | | | | | | | | | | | | | | | | | | | | | | | | | | | | |
| EL1440A0 | WATER SELF CLEANING VALVE | 3 | PZ | | | | | | | | | | | | | | | | | | | | | | | | | | | | | | | | | | | | | | | | | | | | | | | | | | | | | | | | | | | | | | | |
| GN1312A0 | RUBBER CABLE-PASSI NG DE=26 DI=15 SP=10 | 1 | PZ | | | | | | | | | | | | | | | | | | | | | | | | | | | | | | | | | | | | | | | | | | | | | | | | | | | | | | | | | | | | | | | |
| GN1526A0 | INT. D.=6.9 TH=1.8 O-RIN | 7 | PZ | | | | | | | | | | | | | | | | | | | | | | | | | | | | | | | | | | | | | | | | | | | | | | | | | | | | | | | | | | | | | | | |
| RC1018A0 | ZINC PLATED D12 ELASTIC CLAMP | 3 | PZ | | | | | | | | | | | | | | | | | | | | | | | | | | | | | | | | | | | | | | | | | | | | | | | | | | | | | | | | | | | | | | | |
| RC1019A0 | D=10 ELASTIC CLAMP | 14 | PZ | | | | | | | | | | | | | | | | | | | | | | | | | | | | | | | | | | | | | | | | | | | | | | | | | | | | | | | | | | | | | | | |
| RC1130A0 | 130X2,6 CLAM | 1 | PZ | | | | | | | | | | | | | | | | | | | | | | | | | | | | | | | | | | | | | | | | | | | | | | | | | | | | | | | | | | | | | | | |
| RC1131A0 | 200X2.6 BLACK CLAMP | 1 | PZ | | | | | | | | | | | | | | | | | | | | | | | | | | | | | | | | | | | | | | | | | | | | | | | | | | | | | | | | | | | | | | | |
| RC1242A0 | D=10 CLOSED CAP | 2 | PZ | | | | | | | | | | | | | | | | | | | | | | | | | | | | | | | | | | | | | | | | | | | | | | | | | | | | | | | | | | | | | | | |
| RC1356A0 | "STRAIGHT THREADED FEMALE END 8X1/4" BS | 1 | PZ | | | | | | | | | | | | | | | | | | | | | | | | | | | | | | | | | | | | | | | | | | | | | | | | | | | | | | | | | | | | | | | |
| TB2820A0 | 6X10 EPDM PIPE FOR WASHING SYSTEM | 1.340 | M | | | | | | | | | | | | | | | | | | | | | | | | | | | | | | | | | | | | | | | | | | | | | | | | | | | | | | | | | | | | | | | |
| TB3132A0 | WHITE-BLUE EPDM TEXTILE BRAID HOSE 6X12 | 1.400 | M | | | | | | | | | | | | | | | | | | | | | | | | | | | | | | | | | | | | | | | | | | | | | | | | | | | | | | | | | | | | | | | |
| V11220A1 | 4,2X12 TCB SELF-TAPPIN G SCREW | 3 | PZ | | | | | | | | | | | | | | | | | | | | | | | | | | | | | | | | | | | | | | | | | | | | | | | | | | | | | | | | | | | | | | | |
| VL1019A0 | VIBRATION PUMP | 1 | PZ | | | | | | | | | | | | | | | | | | | | | | | | | | | | | | | | | | | | | | | | | | | | | | | | | | | | | | | | | | | | | | | |
| VL1047A1 | D6 PIPE HOLDER - D8 J.G. TERMINAL | 1 | PZ | | | | | | | | | | | | | | | | | | | | | | | | | | | | | | | | | | | | | | | | | | | | | | | | | | | | | | | | | | | | | | | |



| COMPONENT | | | SPARE PART | | | | | | | | | | | | | | | | | | | | | | | | | | | | | | | | | | | | | | | | | | | | | | | | | | |
|-----------|---|---|------------|--|---|------|-------------|-----|-----|----------|-----------------------------------|---|----|----------|-------------------------------|---|----|----------|---|---|----|----------|-------------------------------|---|----|----------|--------------------------|----|----|----------|-------------------|---|----|----------|---------------------------|---|----|----------|-----------------------------------|-------|----|----------|---|-------|----|----------|--------------------------------|---|----|----------|----------------|---|----|
| Code | Description | Image | Code | Description | Components list | | | | | | | | | | | | | | | | | | | | | | | | | | | | | | | | | | | | | | | | | | | | | | | | |
| VL1019A | VIBRATION PUMP |  | KVL1212A | EUR COMPACT PLUS CLEANING SYSTEM KIT | <table border="1"> <thead> <tr> <th>Code</th> <th>Description</th> <th>Qty</th> <th>UOM</th> </tr> </thead> <tbody> <tr> <td>VL1054B0</td> <td>ONE WASHING SYS INLET DISTRIBUTOR</td> <td>1</td> <td>PZ</td> </tr> <tr> <td>VL1065A1</td> <td>1/4 MALE N.O. PRESSURE SWITCH</td> <td>1</td> <td>PZ</td> </tr> <tr> <td>VL1102A1</td> <td>DETERGENT LINE FILTER + BARBED VNR 6 MM</td> <td>1</td> <td>PZ</td> </tr> <tr> <td>VL1128A1</td> <td>D6 BARBED CHECK VALVE</td> <td>2</td> <td>PZ</td> </tr> <tr> <td>VL1165A0</td> <td>BB6-AR6 STRAIGHT FITTING</td> <td>1</td> <td>PZ</td> </tr> <tr> <td>VL1166A0</td> <td>BB6-AR6 L FITTING</td> <td>3</td> <td>PZ</td> </tr> <tr> <td>VL1174C0</td> <td>D1.2 MM CALIBRATED NOZZLE</td> <td>1</td> <td>PZ</td> </tr> <tr> <td>VL1185A0</td> <td>2 WAYS PLUS WASHING DISTRIBUTOR</td> <td>1</td> <td>PZ</td> </tr> <tr> <td>VM2172A0</td> <td>PUMP-WITH-CI RCUIT LOCKING PIN</td> <td>6</td> <td>PZ</td> </tr> </tbody> </table> | Code | Description | Qty | UOM | VL1054B0 | ONE WASHING SYS INLET DISTRIBUTOR | 1 | PZ | VL1065A1 | 1/4 MALE N.O. PRESSURE SWITCH | 1 | PZ | VL1102A1 | DETERGENT LINE FILTER + BARBED VNR 6 MM | 1 | PZ | VL1128A1 | D6 BARBED CHECK VALVE | 2 | PZ | VL1165A0 | BB6-AR6 STRAIGHT FITTING | 1 | PZ | VL1166A0 | BB6-AR6 L FITTING | 3 | PZ | VL1174C0 | D1.2 MM CALIBRATED NOZZLE | 1 | PZ | VL1185A0 | 2 WAYS PLUS WASHING DISTRIBUTOR | 1 | PZ | VM2172A0 | PUMP-WITH-CI RCUIT LOCKING PIN | 6 | PZ | | | | | | | | |
| Code | Description | Qty | UOM | | | | | | | | | | | | | | | | | | | | | | | | | | | | | | | | | | | | | | | | | | | | | | | | | | |
| VL1054B0 | ONE WASHING SYS INLET DISTRIBUTOR | 1 | PZ | | | | | | | | | | | | | | | | | | | | | | | | | | | | | | | | | | | | | | | | | | | | | | | | | | |
| VL1065A1 | 1/4 MALE N.O. PRESSURE SWITCH | 1 | PZ | | | | | | | | | | | | | | | | | | | | | | | | | | | | | | | | | | | | | | | | | | | | | | | | | | |
| VL1102A1 | DETERGENT LINE FILTER + BARBED VNR 6 MM | 1 | PZ | | | | | | | | | | | | | | | | | | | | | | | | | | | | | | | | | | | | | | | | | | | | | | | | | | |
| VL1128A1 | D6 BARBED CHECK VALVE | 2 | PZ | | | | | | | | | | | | | | | | | | | | | | | | | | | | | | | | | | | | | | | | | | | | | | | | | | |
| VL1165A0 | BB6-AR6 STRAIGHT FITTING | 1 | PZ | | | | | | | | | | | | | | | | | | | | | | | | | | | | | | | | | | | | | | | | | | | | | | | | | | |
| VL1166A0 | BB6-AR6 L FITTING | 3 | PZ | | | | | | | | | | | | | | | | | | | | | | | | | | | | | | | | | | | | | | | | | | | | | | | | | | |
| VL1174C0 | D1.2 MM CALIBRATED NOZZLE | 1 | PZ | | | | | | | | | | | | | | | | | | | | | | | | | | | | | | | | | | | | | | | | | | | | | | | | | | |
| VL1185A0 | 2 WAYS PLUS WASHING DISTRIBUTOR | 1 | PZ | | | | | | | | | | | | | | | | | | | | | | | | | | | | | | | | | | | | | | | | | | | | | | | | | | |
| VM2172A0 | PUMP-WITH-CI RCUIT LOCKING PIN | 6 | PZ | | | | | | | | | | | | | | | | | | | | | | | | | | | | | | | | | | | | | | | | | | | | | | | | | | |
| | | | KVL1211A | ONE COMPACT AND 0523-EP WASH. SYSTEM KIT | <table border="1"> <thead> <tr> <th>Code</th> <th>Description</th> <th>Qty</th> <th>UOM</th> </tr> </thead> <tbody> <tr> <td>0H2427A0</td> <td></td> <td>1</td> <td>PZ</td> </tr> <tr> <td>EL1440A0</td> <td>WATER SELF CLEANING VALVE</td> <td>1</td> <td>PZ</td> </tr> <tr> <td>GN1526A0</td> <td>INT. D.=6.9 TH=1.8 O-RIN</td> <td>3</td> <td>PZ</td> </tr> <tr> <td>RC1018A0</td> <td>ZINC PLATED D12 ELASTIC CLAMP</td> <td>2</td> <td>PZ</td> </tr> <tr> <td>RC1019A0</td> <td>D=10 ELASTIC CLAMP</td> <td>14</td> <td>PZ</td> </tr> <tr> <td>RC1130A0</td> <td>130X2,6 CLAM</td> <td>1</td> <td>PZ</td> </tr> <tr> <td>RC1242A0</td> <td>D=10 CLOSED CAP</td> <td>2</td> <td>PZ</td> </tr> <tr> <td>TB2820A0</td> <td>6X10 EPDM PIPE FOR WASHING SYSTEM</td> <td>1.290</td> <td>M</td> </tr> <tr> <td>TB3132A0</td> <td>WHITE-BLUE EPDM TEXTILE BRAID HOSE 6X12</td> <td>0.670</td> <td>M</td> </tr> <tr> <td>VI1220A1</td> <td>4,2X12 TCB SELF-TAPPIN G SCREW</td> <td>4</td> <td>PZ</td> </tr> <tr> <td>VL1019A0</td> <td>VIBRATION PUMP</td> <td>1</td> <td>PZ</td> </tr> </tbody> </table> | Code | Description | Qty | UOM | 0H2427A0 | | 1 | PZ | EL1440A0 | WATER SELF CLEANING VALVE | 1 | PZ | GN1526A0 | INT. D.=6.9 TH=1.8 O-RIN | 3 | PZ | RC1018A0 | ZINC PLATED D12 ELASTIC CLAMP | 2 | PZ | RC1019A0 | D=10 ELASTIC CLAMP | 14 | PZ | RC1130A0 | 130X2,6 CLAM | 1 | PZ | RC1242A0 | D=10 CLOSED CAP | 2 | PZ | TB2820A0 | 6X10 EPDM PIPE FOR WASHING SYSTEM | 1.290 | M | TB3132A0 | WHITE-BLUE EPDM TEXTILE BRAID HOSE 6X12 | 0.670 | M | VI1220A1 | 4,2X12 TCB SELF-TAPPIN G SCREW | 4 | PZ | VL1019A0 | VIBRATION PUMP | 1 | PZ |
| Code | Description | Qty | UOM | | | | | | | | | | | | | | | | | | | | | | | | | | | | | | | | | | | | | | | | | | | | | | | | | | |
| 0H2427A0 | | 1 | PZ | | | | | | | | | | | | | | | | | | | | | | | | | | | | | | | | | | | | | | | | | | | | | | | | | | |
| EL1440A0 | WATER SELF CLEANING VALVE | 1 | PZ | | | | | | | | | | | | | | | | | | | | | | | | | | | | | | | | | | | | | | | | | | | | | | | | | | |
| GN1526A0 | INT. D.=6.9 TH=1.8 O-RIN | 3 | PZ | | | | | | | | | | | | | | | | | | | | | | | | | | | | | | | | | | | | | | | | | | | | | | | | | | |
| RC1018A0 | ZINC PLATED D12 ELASTIC CLAMP | 2 | PZ | | | | | | | | | | | | | | | | | | | | | | | | | | | | | | | | | | | | | | | | | | | | | | | | | | |
| RC1019A0 | D=10 ELASTIC CLAMP | 14 | PZ | | | | | | | | | | | | | | | | | | | | | | | | | | | | | | | | | | | | | | | | | | | | | | | | | | |
| RC1130A0 | 130X2,6 CLAM | 1 | PZ | | | | | | | | | | | | | | | | | | | | | | | | | | | | | | | | | | | | | | | | | | | | | | | | | | |
| RC1242A0 | D=10 CLOSED CAP | 2 | PZ | | | | | | | | | | | | | | | | | | | | | | | | | | | | | | | | | | | | | | | | | | | | | | | | | | |
| TB2820A0 | 6X10 EPDM PIPE FOR WASHING SYSTEM | 1.290 | M | | | | | | | | | | | | | | | | | | | | | | | | | | | | | | | | | | | | | | | | | | | | | | | | | | |
| TB3132A0 | WHITE-BLUE EPDM TEXTILE BRAID HOSE 6X12 | 0.670 | M | | | | | | | | | | | | | | | | | | | | | | | | | | | | | | | | | | | | | | | | | | | | | | | | | | |
| VI1220A1 | 4,2X12 TCB SELF-TAPPIN G SCREW | 4 | PZ | | | | | | | | | | | | | | | | | | | | | | | | | | | | | | | | | | | | | | | | | | | | | | | | | | |
| VL1019A0 | VIBRATION PUMP | 1 | PZ | | | | | | | | | | | | | | | | | | | | | | | | | | | | | | | | | | | | | | | | | | | | | | | | | | |


| COMPONENT | | | SPARE PART | | | | | | | | | | | | | | | | | | | | | | | | | | | | | | | | | | | | | | | | | | | | | | |
|-----------|---|---|------------|--|--|------|-------------|-----|-----|----------|-----------------------------------|---|----|----------|-----------------------------------|---|----|----------|---|---|----|----------|--------------------------|---|----|----------|-------------------------------|---|----|----------|--------------------|----|----|----------|---------------------------|---|----|----------|-------------------------------------|---|----|----------|--------------------------------|---|----|----------|---|---|----|
| Code | Description | Image | Code | Description | Components list | | | | | | | | | | | | | | | | | | | | | | | | | | | | | | | | | | | | | | | | | | | | |
| VL1019A | VIBRATION PUMP |  | KVL1211A | ONE COMPACT AND 0523-EP WASH. SYSTEM KIT | <table border="1"> <thead> <tr> <th>Code</th> <th>Description</th> <th>Qty</th> <th>UOM</th> </tr> </thead> <tbody> <tr> <td>VL1047A1</td> <td>D6 PIPE HOLDER - D8 J.G. TERMINAL</td> <td>1</td> <td>PZ</td> </tr> <tr> <td>VL1054B0</td> <td>ONE WASHING SYS INLET DISTRIBUTOR</td> <td>1</td> <td>PZ</td> </tr> <tr> <td>VL1102A1</td> <td>DETERGENT LINE FILTER + BARBED VNR 6 MM</td> <td>1</td> <td>PZ</td> </tr> <tr> <td>VL1128A1</td> <td>D6 BARBED CHECK VALVE</td> <td>2</td> <td>PZ</td> </tr> <tr> <td>VL1165A0</td> <td>BB6-AR6 STRAIGHT FITTING</td> <td>1</td> <td>PZ</td> </tr> <tr> <td>VL1166A0</td> <td>BB6-AR6 L FITTING</td> <td>1</td> <td>PZ</td> </tr> <tr> <td>VL1174C0</td> <td>D1.2 MM CALIBRATED NOZZLE</td> <td>1</td> <td>PZ</td> </tr> <tr> <td>VL1191A0</td> <td>ONE WASHING DISTRIBUTOR OUTLETS KIT</td> <td>1</td> <td>PZ</td> </tr> <tr> <td>VM2172A0</td> <td>PUMP-WITH-CI RCUIT LOCKING PIN</td> <td>3</td> <td>PZ</td> </tr> </tbody> </table> | Code | Description | Qty | UOM | VL1047A1 | D6 PIPE HOLDER - D8 J.G. TERMINAL | 1 | PZ | VL1054B0 | ONE WASHING SYS INLET DISTRIBUTOR | 1 | PZ | VL1102A1 | DETERGENT LINE FILTER + BARBED VNR 6 MM | 1 | PZ | VL1128A1 | D6 BARBED CHECK VALVE | 2 | PZ | VL1165A0 | BB6-AR6 STRAIGHT FITTING | 1 | PZ | VL1166A0 | BB6-AR6 L FITTING | 1 | PZ | VL1174C0 | D1.2 MM CALIBRATED NOZZLE | 1 | PZ | VL1191A0 | ONE WASHING DISTRIBUTOR OUTLETS KIT | 1 | PZ | VM2172A0 | PUMP-WITH-CI RCUIT LOCKING PIN | 3 | PZ | | | | |
| Code | Description | Qty | UOM | | | | | | | | | | | | | | | | | | | | | | | | | | | | | | | | | | | | | | | | | | | | | | |
| VL1047A1 | D6 PIPE HOLDER - D8 J.G. TERMINAL | 1 | PZ | | | | | | | | | | | | | | | | | | | | | | | | | | | | | | | | | | | | | | | | | | | | | | |
| VL1054B0 | ONE WASHING SYS INLET DISTRIBUTOR | 1 | PZ | | | | | | | | | | | | | | | | | | | | | | | | | | | | | | | | | | | | | | | | | | | | | | |
| VL1102A1 | DETERGENT LINE FILTER + BARBED VNR 6 MM | 1 | PZ | | | | | | | | | | | | | | | | | | | | | | | | | | | | | | | | | | | | | | | | | | | | | | |
| VL1128A1 | D6 BARBED CHECK VALVE | 2 | PZ | | | | | | | | | | | | | | | | | | | | | | | | | | | | | | | | | | | | | | | | | | | | | | |
| VL1165A0 | BB6-AR6 STRAIGHT FITTING | 1 | PZ | | | | | | | | | | | | | | | | | | | | | | | | | | | | | | | | | | | | | | | | | | | | | | |
| VL1166A0 | BB6-AR6 L FITTING | 1 | PZ | | | | | | | | | | | | | | | | | | | | | | | | | | | | | | | | | | | | | | | | | | | | | | |
| VL1174C0 | D1.2 MM CALIBRATED NOZZLE | 1 | PZ | | | | | | | | | | | | | | | | | | | | | | | | | | | | | | | | | | | | | | | | | | | | | | |
| VL1191A0 | ONE WASHING DISTRIBUTOR OUTLETS KIT | 1 | PZ | | | | | | | | | | | | | | | | | | | | | | | | | | | | | | | | | | | | | | | | | | | | | | |
| VM2172A0 | PUMP-WITH-CI RCUIT LOCKING PIN | 3 | PZ | | | | | | | | | | | | | | | | | | | | | | | | | | | | | | | | | | | | | | | | | | | | | | |
| | | | KVL1208A | US PLUS 2 ROTOR ARMS WASHING SYSTEM KIT | <table border="1"> <thead> <tr> <th>Code</th> <th>Description</th> <th>Qty</th> <th>UOM</th> </tr> </thead> <tbody> <tr> <td>0H2354A0</td> <td>XEVC-XEVL WASHING CIRCUIT PLAT</td> <td>1</td> <td>PZ</td> </tr> <tr> <td>0H2411A0</td> <td></td> <td>1</td> <td>PZ</td> </tr> <tr> <td>EL1450A0</td> <td>US SELF-CLEANIN G WATER SOLENOID</td> <td>4</td> <td>PZ</td> </tr> <tr> <td>GN1526A0</td> <td>INT. D.=6.9 TH=1.8 O-RIN</td> <td>9</td> <td>PZ</td> </tr> <tr> <td>RC1018A0</td> <td>ZINC PLATED D12 ELASTIC CLAMP</td> <td>4</td> <td>PZ</td> </tr> <tr> <td>RC1019A0</td> <td>D=10 ELASTIC CLAMP</td> <td>16</td> <td>PZ</td> </tr> <tr> <td>RC1130A0</td> <td>130X2.6 CLAM</td> <td>1</td> <td>PZ</td> </tr> <tr> <td>RC1131A0</td> <td>200X2.6 BLACK CLAMP</td> <td>3</td> <td>PZ</td> </tr> <tr> <td>RC1242A0</td> <td>D=10 CLOSED CAP</td> <td>2</td> <td>PZ</td> </tr> <tr> <td>RC1356A0</td> <td>"STRAIGHT THREADED FEMALE END 8X1/4" BS</td> <td>1</td> <td>PZ</td> </tr> </tbody> </table> | Code | Description | Qty | UOM | 0H2354A0 | XEVC-XEVL WASHING CIRCUIT PLAT | 1 | PZ | 0H2411A0 | | 1 | PZ | EL1450A0 | US SELF-CLEANIN G WATER SOLENOID | 4 | PZ | GN1526A0 | INT. D.=6.9 TH=1.8 O-RIN | 9 | PZ | RC1018A0 | ZINC PLATED D12 ELASTIC CLAMP | 4 | PZ | RC1019A0 | D=10 ELASTIC CLAMP | 16 | PZ | RC1130A0 | 130X2.6 CLAM | 1 | PZ | RC1131A0 | 200X2.6 BLACK CLAMP | 3 | PZ | RC1242A0 | D=10 CLOSED CAP | 2 | PZ | RC1356A0 | "STRAIGHT THREADED FEMALE END 8X1/4" BS | 1 | PZ |
| Code | Description | Qty | UOM | | | | | | | | | | | | | | | | | | | | | | | | | | | | | | | | | | | | | | | | | | | | | | |
| 0H2354A0 | XEVC-XEVL WASHING CIRCUIT PLAT | 1 | PZ | | | | | | | | | | | | | | | | | | | | | | | | | | | | | | | | | | | | | | | | | | | | | | |
| 0H2411A0 | | 1 | PZ | | | | | | | | | | | | | | | | | | | | | | | | | | | | | | | | | | | | | | | | | | | | | | |
| EL1450A0 | US SELF-CLEANIN G WATER SOLENOID | 4 | PZ | | | | | | | | | | | | | | | | | | | | | | | | | | | | | | | | | | | | | | | | | | | | | | |
| GN1526A0 | INT. D.=6.9 TH=1.8 O-RIN | 9 | PZ | | | | | | | | | | | | | | | | | | | | | | | | | | | | | | | | | | | | | | | | | | | | | | |
| RC1018A0 | ZINC PLATED D12 ELASTIC CLAMP | 4 | PZ | | | | | | | | | | | | | | | | | | | | | | | | | | | | | | | | | | | | | | | | | | | | | | |
| RC1019A0 | D=10 ELASTIC CLAMP | 16 | PZ | | | | | | | | | | | | | | | | | | | | | | | | | | | | | | | | | | | | | | | | | | | | | | |
| RC1130A0 | 130X2.6 CLAM | 1 | PZ | | | | | | | | | | | | | | | | | | | | | | | | | | | | | | | | | | | | | | | | | | | | | | |
| RC1131A0 | 200X2.6 BLACK CLAMP | 3 | PZ | | | | | | | | | | | | | | | | | | | | | | | | | | | | | | | | | | | | | | | | | | | | | | |
| RC1242A0 | D=10 CLOSED CAP | 2 | PZ | | | | | | | | | | | | | | | | | | | | | | | | | | | | | | | | | | | | | | | | | | | | | | |
| RC1356A0 | "STRAIGHT THREADED FEMALE END 8X1/4" BS | 1 | PZ | | | | | | | | | | | | | | | | | | | | | | | | | | | | | | | | | | | | | | | | | | | | | | |


| COMPONENT | | | SPARE PART | | | | | | | | | | | | | | | | | | | | | | | | | | | | | | | | | | | | | | | | | | | | | | | | | | | | | | | | | | | | | | | | | | | | | | |
|-----------|---|---|------------|---|---|------|-------------|-----|-----|----------|-----------------------------------|-------|---|----------|---|-------|---|----------|--------------------------------|---|----|----------|----------------|---|----|----------|-----------------------------------|---|----|----------|-------------------------------|---|----|----------|---|---|----|----------|-----------------------|---|----|----------|--------------------------|---|----|----------|--------------------------|---|----|----------|-------------------|---|----|----------|---------------------------|---|----|----------|---------------------------------|---|----|----------|---------------------------------------|---|----|----------|------------------------------------|---|----|----------|--------------------------------|---|----|
| Code | Description | Image | Code | Description | Components list | | | | | | | | | | | | | | | | | | | | | | | | | | | | | | | | | | | | | | | | | | | | | | | | | | | | | | | | | | | | | | | | | | | | |
| VL1019A | VIBRATION PUMP |  | KVL1208A | US PLUS 2 ROTOR ARMS WASHING SYSTEM KIT | <table border="1"> <thead> <tr> <th>Code</th> <th>Description</th> <th>Qty</th> <th>UOM</th> </tr> </thead> <tbody> <tr> <td>TB2820A0</td> <td>6X10 EPDM PIPE FOR WASHING SYSTEM</td> <td>2.890</td> <td>M</td> </tr> <tr> <td>TB3132A0</td> <td>WHITE-BLUE EPDM TEXTILE BRAID HOSE 6X12</td> <td>1.600</td> <td>M</td> </tr> <tr> <td>VI1220A1</td> <td>4,2X12 TCB SELF-TAPPIN G SCREW</td> <td>3</td> <td>PZ</td> </tr> <tr> <td>VL1019A0</td> <td>VIBRATION PUMP</td> <td>1</td> <td>PZ</td> </tr> <tr> <td>VL1047A1</td> <td>D6 PIPE HOLDER - D8 J.G. TERMINAL</td> <td>1</td> <td>PZ</td> </tr> <tr> <td>VL1065A1</td> <td>1/4 MALE N.O. PRESSURE SWITCH</td> <td>1</td> <td>PZ</td> </tr> <tr> <td>VL1102A1</td> <td>DETERGENT LINE FILTER + BARBED VNR 6 MM</td> <td>1</td> <td>PZ</td> </tr> <tr> <td>VL1128A1</td> <td>D6 BARBED CHECK VALVE</td> <td>2</td> <td>PZ</td> </tr> <tr> <td>VL1141A1</td> <td>STRAIGHT CONNECT BB6-BB6</td> <td>1</td> <td>PZ</td> </tr> <tr> <td>VL1165A0</td> <td>BB6-AR6 STRAIGHT FITTING</td> <td>1</td> <td>PZ</td> </tr> <tr> <td>VL1166A0</td> <td>BB6-AR6 L FITTING</td> <td>4</td> <td>PZ</td> </tr> <tr> <td>VL1174C0</td> <td>D1.2 MM CALIBRATED NOZZLE</td> <td>1</td> <td>PZ</td> </tr> <tr> <td>VL1186A0</td> <td>3 WAYS PLUS WASHING DISTRIBUTOR</td> <td>1</td> <td>PZ</td> </tr> <tr> <td>VL1190A0</td> <td>PLUS WASHING SYSTEM INLET DISTRIBUTOR</td> <td>1</td> <td>PZ</td> </tr> <tr> <td>VM1605A0</td> <td>CLIP TWIST LOCK DIAM. 10,2-12,7 MM</td> <td>6</td> <td>PZ</td> </tr> <tr> <td>VM2172A0</td> <td>PUMP-WITH-CL RCUIT LOCKING PIN</td> <td>9</td> <td>PZ</td> </tr> </tbody> </table> | Code | Description | Qty | UOM | TB2820A0 | 6X10 EPDM PIPE FOR WASHING SYSTEM | 2.890 | M | TB3132A0 | WHITE-BLUE EPDM TEXTILE BRAID HOSE 6X12 | 1.600 | M | VI1220A1 | 4,2X12 TCB SELF-TAPPIN G SCREW | 3 | PZ | VL1019A0 | VIBRATION PUMP | 1 | PZ | VL1047A1 | D6 PIPE HOLDER - D8 J.G. TERMINAL | 1 | PZ | VL1065A1 | 1/4 MALE N.O. PRESSURE SWITCH | 1 | PZ | VL1102A1 | DETERGENT LINE FILTER + BARBED VNR 6 MM | 1 | PZ | VL1128A1 | D6 BARBED CHECK VALVE | 2 | PZ | VL1141A1 | STRAIGHT CONNECT BB6-BB6 | 1 | PZ | VL1165A0 | BB6-AR6 STRAIGHT FITTING | 1 | PZ | VL1166A0 | BB6-AR6 L FITTING | 4 | PZ | VL1174C0 | D1.2 MM CALIBRATED NOZZLE | 1 | PZ | VL1186A0 | 3 WAYS PLUS WASHING DISTRIBUTOR | 1 | PZ | VL1190A0 | PLUS WASHING SYSTEM INLET DISTRIBUTOR | 1 | PZ | VM1605A0 | CLIP TWIST LOCK DIAM. 10,2-12,7 MM | 6 | PZ | VM2172A0 | PUMP-WITH-CL RCUIT LOCKING PIN | 9 | PZ |
| Code | Description | Qty | UOM | | | | | | | | | | | | | | | | | | | | | | | | | | | | | | | | | | | | | | | | | | | | | | | | | | | | | | | | | | | | | | | | | | | | | | |
| TB2820A0 | 6X10 EPDM PIPE FOR WASHING SYSTEM | 2.890 | M | | | | | | | | | | | | | | | | | | | | | | | | | | | | | | | | | | | | | | | | | | | | | | | | | | | | | | | | | | | | | | | | | | | | | | |
| TB3132A0 | WHITE-BLUE EPDM TEXTILE BRAID HOSE 6X12 | 1.600 | M | | | | | | | | | | | | | | | | | | | | | | | | | | | | | | | | | | | | | | | | | | | | | | | | | | | | | | | | | | | | | | | | | | | | | | |
| VI1220A1 | 4,2X12 TCB SELF-TAPPIN G SCREW | 3 | PZ | | | | | | | | | | | | | | | | | | | | | | | | | | | | | | | | | | | | | | | | | | | | | | | | | | | | | | | | | | | | | | | | | | | | | | |
| VL1019A0 | VIBRATION PUMP | 1 | PZ | | | | | | | | | | | | | | | | | | | | | | | | | | | | | | | | | | | | | | | | | | | | | | | | | | | | | | | | | | | | | | | | | | | | | | |
| VL1047A1 | D6 PIPE HOLDER - D8 J.G. TERMINAL | 1 | PZ | | | | | | | | | | | | | | | | | | | | | | | | | | | | | | | | | | | | | | | | | | | | | | | | | | | | | | | | | | | | | | | | | | | | | | |
| VL1065A1 | 1/4 MALE N.O. PRESSURE SWITCH | 1 | PZ | | | | | | | | | | | | | | | | | | | | | | | | | | | | | | | | | | | | | | | | | | | | | | | | | | | | | | | | | | | | | | | | | | | | | | |
| VL1102A1 | DETERGENT LINE FILTER + BARBED VNR 6 MM | 1 | PZ | | | | | | | | | | | | | | | | | | | | | | | | | | | | | | | | | | | | | | | | | | | | | | | | | | | | | | | | | | | | | | | | | | | | | | |
| VL1128A1 | D6 BARBED CHECK VALVE | 2 | PZ | | | | | | | | | | | | | | | | | | | | | | | | | | | | | | | | | | | | | | | | | | | | | | | | | | | | | | | | | | | | | | | | | | | | | | |
| VL1141A1 | STRAIGHT CONNECT BB6-BB6 | 1 | PZ | | | | | | | | | | | | | | | | | | | | | | | | | | | | | | | | | | | | | | | | | | | | | | | | | | | | | | | | | | | | | | | | | | | | | | |
| VL1165A0 | BB6-AR6 STRAIGHT FITTING | 1 | PZ | | | | | | | | | | | | | | | | | | | | | | | | | | | | | | | | | | | | | | | | | | | | | | | | | | | | | | | | | | | | | | | | | | | | | | |
| VL1166A0 | BB6-AR6 L FITTING | 4 | PZ | | | | | | | | | | | | | | | | | | | | | | | | | | | | | | | | | | | | | | | | | | | | | | | | | | | | | | | | | | | | | | | | | | | | | | |
| VL1174C0 | D1.2 MM CALIBRATED NOZZLE | 1 | PZ | | | | | | | | | | | | | | | | | | | | | | | | | | | | | | | | | | | | | | | | | | | | | | | | | | | | | | | | | | | | | | | | | | | | | | |
| VL1186A0 | 3 WAYS PLUS WASHING DISTRIBUTOR | 1 | PZ | | | | | | | | | | | | | | | | | | | | | | | | | | | | | | | | | | | | | | | | | | | | | | | | | | | | | | | | | | | | | | | | | | | | | | |
| VL1190A0 | PLUS WASHING SYSTEM INLET DISTRIBUTOR | 1 | PZ | | | | | | | | | | | | | | | | | | | | | | | | | | | | | | | | | | | | | | | | | | | | | | | | | | | | | | | | | | | | | | | | | | | | | | |
| VM1605A0 | CLIP TWIST LOCK DIAM. 10,2-12,7 MM | 6 | PZ | | | | | | | | | | | | | | | | | | | | | | | | | | | | | | | | | | | | | | | | | | | | | | | | | | | | | | | | | | | | | | | | | | | | | | |
| VM2172A0 | PUMP-WITH-CL RCUIT LOCKING PIN | 9 | PZ | | | | | | | | | | | | | | | | | | | | | | | | | | | | | | | | | | | | | | | | | | | | | | | | | | | | | | | | | | | | | | | | | | | | | | |


| COMPONENT | | | SPARE PART | | | | | | | | | | | | | | | | | | | | | | | | | | | | | | | | | | | | | | | | | | | | | | | | | | | | | | | | | | | | | | | | | | | | | | | | | | | | | | | | | | | | | | |
|-----------|--|---|------------|--|---|------|-------------|-----|-----|----------|--------------------------------------|---|----|----------|--|---|----|----------|---|---|----|----------|-----------------------------|---|----|----------|-------------------------------------|---|----|----------|-----------------------|----|----|----------|--------------|---|----|----------|------------------------|---|----|----------|--------------------|---|----|----------|--|---|----|----------|--|-------|---|----------|--|-------|---|----------|--------------------------------------|---|----|----------|-------------------|---|----|----------|---|---|----|----------|-------------------------------------|---|----|----------|--|---|----|----------|--------------------------|---|----|----------|--------------------------------|---|----|----------|----------------------|---|----|
| Code | Description | Image | Code | Description | Components list | | | | | | | | | | | | | | | | | | | | | | | | | | | | | | | | | | | | | | | | | | | | | | | | | | | | | | | | | | | | | | | | | | | | | | | | | | | | | | | | | | | | |
| VL1019A | VIBRATION PUMP |  | KVL1207A | US PLUS 1 ROTOR ARM WASHING SYSTEM KIT | <table border="1"> <thead> <tr> <th>Code</th> <th>Description</th> <th>Qty</th> <th>UOM</th> </tr> </thead> <tbody> <tr> <td>0H2354A0</td> <td>XEVC-XEVL WASHING CIRCUIT PLAT</td> <td>1</td> <td>PZ</td> </tr> <tr> <td>0H2411A0</td> <td></td> <td>1</td> <td>PZ</td> </tr> <tr> <td>EL1450A0</td> <td>US SELF-CLEANIN G WATER SOLENOID</td> <td>3</td> <td>PZ</td> </tr> <tr> <td>GN1526A0</td> <td>INT. D.=6.9 TH=1.8 O-RIN</td> <td>7</td> <td>PZ</td> </tr> <tr> <td>RC1018A0</td> <td>ZINC PLATED D12 ELASTIC CLAMP</td> <td>3</td> <td>PZ</td> </tr> <tr> <td>RC1019A0</td> <td>D=10 ELASTIC CLAMP</td> <td>14</td> <td>PZ</td> </tr> <tr> <td>RC1130A0</td> <td>130X2,6 CLAM</td> <td>1</td> <td>PZ</td> </tr> <tr> <td>RC1131A0</td> <td>200X2.6 BLACK CLAMP</td> <td>2</td> <td>PZ</td> </tr> <tr> <td>RC1242A0</td> <td>D=10 CLOSED CAP</td> <td>2</td> <td>PZ</td> </tr> <tr> <td>RC1356A0</td> <td>*STRAIGHT THREADED FEMALE END 8X1/4" BS</td> <td>1</td> <td>PZ</td> </tr> <tr> <td>TB2820A0</td> <td>6X10 EPDM PIPE FOR WASHING SYSTEM</td> <td>1.460</td> <td>M</td> </tr> <tr> <td>TB3132A0</td> <td>WHITE-BLUE EPDM TEXTILE BRAID HOSE 6X12</td> <td>0.770</td> <td>M</td> </tr> <tr> <td>VI1220A1</td> <td>4,2X12 TCB SELF-TAPPIN G SCREW</td> <td>3</td> <td>PZ</td> </tr> <tr> <td>VL1019A0</td> <td>VIBRATION PUMP</td> <td>1</td> <td>PZ</td> </tr> <tr> <td>VL1047A1</td> <td>D6 PIPE HOLDER - D8 J.G. TERMINAL</td> <td>1</td> <td>PZ</td> </tr> <tr> <td>VL1065A1</td> <td>1/4 MALE N.O. PRESSURE SWITCH</td> <td>1</td> <td>PZ</td> </tr> <tr> <td>VL1102A1</td> <td>DETERGENT LINE FILTER + BARBED VNR 6 MM</td> <td>1</td> <td>PZ</td> </tr> <tr> <td>VL1128A1</td> <td>D6 BARBED CHECK VALVE</td> <td>2</td> <td>PZ</td> </tr> <tr> <td>VL1165A0</td> <td>BB6-AR6 STRAIGHT FITTING</td> <td>1</td> <td>PZ</td> </tr> <tr> <td>VL1166A0</td> <td>BB6-AR6 L FITTING</td> <td>3</td> <td>PZ</td> </tr> </tbody> </table> | Code | Description | Qty | UOM | 0H2354A0 | XEVC-XEVL WASHING CIRCUIT PLAT | 1 | PZ | 0H2411A0 | | 1 | PZ | EL1450A0 | US SELF-CLEANIN G WATER SOLENOID | 3 | PZ | GN1526A0 | INT. D.=6.9 TH=1.8 O-RIN | 7 | PZ | RC1018A0 | ZINC PLATED D12 ELASTIC CLAMP | 3 | PZ | RC1019A0 | D=10 ELASTIC CLAMP | 14 | PZ | RC1130A0 | 130X2,6 CLAM | 1 | PZ | RC1131A0 | 200X2.6 BLACK CLAMP | 2 | PZ | RC1242A0 | D=10 CLOSED CAP | 2 | PZ | RC1356A0 | *STRAIGHT THREADED FEMALE END 8X1/4" BS | 1 | PZ | TB2820A0 | 6X10 EPDM PIPE FOR WASHING SYSTEM | 1.460 | M | TB3132A0 | WHITE-BLUE EPDM TEXTILE BRAID HOSE 6X12 | 0.770 | M | VI1220A1 | 4,2X12 TCB SELF-TAPPIN G SCREW | 3 | PZ | VL1019A0 | VIBRATION PUMP | 1 | PZ | VL1047A1 | D6 PIPE HOLDER - D8 J.G. TERMINAL | 1 | PZ | VL1065A1 | 1/4 MALE N.O. PRESSURE SWITCH | 1 | PZ | VL1102A1 | DETERGENT LINE FILTER + BARBED VNR 6 MM | 1 | PZ | VL1128A1 | D6 BARBED CHECK VALVE | 2 | PZ | VL1165A0 | BB6-AR6 STRAIGHT FITTING | 1 | PZ | VL1166A0 | BB6-AR6 L FITTING | 3 | PZ |
| Code | Description | Qty | UOM | | | | | | | | | | | | | | | | | | | | | | | | | | | | | | | | | | | | | | | | | | | | | | | | | | | | | | | | | | | | | | | | | | | | | | | | | | | | | | | | | | | | | | |
| 0H2354A0 | XEVC-XEVL WASHING CIRCUIT PLAT | 1 | PZ | | | | | | | | | | | | | | | | | | | | | | | | | | | | | | | | | | | | | | | | | | | | | | | | | | | | | | | | | | | | | | | | | | | | | | | | | | | | | | | | | | | | | | |
| 0H2411A0 | | 1 | PZ | | | | | | | | | | | | | | | | | | | | | | | | | | | | | | | | | | | | | | | | | | | | | | | | | | | | | | | | | | | | | | | | | | | | | | | | | | | | | | | | | | | | | | |
| EL1450A0 | US SELF-CLEANIN G WATER SOLENOID | 3 | PZ | | | | | | | | | | | | | | | | | | | | | | | | | | | | | | | | | | | | | | | | | | | | | | | | | | | | | | | | | | | | | | | | | | | | | | | | | | | | | | | | | | | | | | |
| GN1526A0 | INT. D.=6.9 TH=1.8 O-RIN | 7 | PZ | | | | | | | | | | | | | | | | | | | | | | | | | | | | | | | | | | | | | | | | | | | | | | | | | | | | | | | | | | | | | | | | | | | | | | | | | | | | | | | | | | | | | | |
| RC1018A0 | ZINC PLATED D12 ELASTIC CLAMP | 3 | PZ | | | | | | | | | | | | | | | | | | | | | | | | | | | | | | | | | | | | | | | | | | | | | | | | | | | | | | | | | | | | | | | | | | | | | | | | | | | | | | | | | | | | | | |
| RC1019A0 | D=10 ELASTIC CLAMP | 14 | PZ | | | | | | | | | | | | | | | | | | | | | | | | | | | | | | | | | | | | | | | | | | | | | | | | | | | | | | | | | | | | | | | | | | | | | | | | | | | | | | | | | | | | | | |
| RC1130A0 | 130X2,6 CLAM | 1 | PZ | | | | | | | | | | | | | | | | | | | | | | | | | | | | | | | | | | | | | | | | | | | | | | | | | | | | | | | | | | | | | | | | | | | | | | | | | | | | | | | | | | | | | | |
| RC1131A0 | 200X2.6 BLACK CLAMP | 2 | PZ | | | | | | | | | | | | | | | | | | | | | | | | | | | | | | | | | | | | | | | | | | | | | | | | | | | | | | | | | | | | | | | | | | | | | | | | | | | | | | | | | | | | | | |
| RC1242A0 | D=10 CLOSED CAP | 2 | PZ | | | | | | | | | | | | | | | | | | | | | | | | | | | | | | | | | | | | | | | | | | | | | | | | | | | | | | | | | | | | | | | | | | | | | | | | | | | | | | | | | | | | | | |
| RC1356A0 | *STRAIGHT THREADED FEMALE END 8X1/4" BS | 1 | PZ | | | | | | | | | | | | | | | | | | | | | | | | | | | | | | | | | | | | | | | | | | | | | | | | | | | | | | | | | | | | | | | | | | | | | | | | | | | | | | | | | | | | | | |
| TB2820A0 | 6X10 EPDM PIPE FOR WASHING SYSTEM | 1.460 | M | | | | | | | | | | | | | | | | | | | | | | | | | | | | | | | | | | | | | | | | | | | | | | | | | | | | | | | | | | | | | | | | | | | | | | | | | | | | | | | | | | | | | | |
| TB3132A0 | WHITE-BLUE EPDM TEXTILE BRAID HOSE 6X12 | 0.770 | M | | | | | | | | | | | | | | | | | | | | | | | | | | | | | | | | | | | | | | | | | | | | | | | | | | | | | | | | | | | | | | | | | | | | | | | | | | | | | | | | | | | | | | |
| VI1220A1 | 4,2X12 TCB SELF-TAPPIN G SCREW | 3 | PZ | | | | | | | | | | | | | | | | | | | | | | | | | | | | | | | | | | | | | | | | | | | | | | | | | | | | | | | | | | | | | | | | | | | | | | | | | | | | | | | | | | | | | | |
| VL1019A0 | VIBRATION PUMP | 1 | PZ | | | | | | | | | | | | | | | | | | | | | | | | | | | | | | | | | | | | | | | | | | | | | | | | | | | | | | | | | | | | | | | | | | | | | | | | | | | | | | | | | | | | | | |
| VL1047A1 | D6 PIPE HOLDER - D8 J.G. TERMINAL | 1 | PZ | | | | | | | | | | | | | | | | | | | | | | | | | | | | | | | | | | | | | | | | | | | | | | | | | | | | | | | | | | | | | | | | | | | | | | | | | | | | | | | | | | | | | | |
| VL1065A1 | 1/4 MALE N.O. PRESSURE SWITCH | 1 | PZ | | | | | | | | | | | | | | | | | | | | | | | | | | | | | | | | | | | | | | | | | | | | | | | | | | | | | | | | | | | | | | | | | | | | | | | | | | | | | | | | | | | | | | |
| VL1102A1 | DETERGENT LINE FILTER + BARBED VNR 6 MM | 1 | PZ | | | | | | | | | | | | | | | | | | | | | | | | | | | | | | | | | | | | | | | | | | | | | | | | | | | | | | | | | | | | | | | | | | | | | | | | | | | | | | | | | | | | | | |
| VL1128A1 | D6 BARBED CHECK VALVE | 2 | PZ | | | | | | | | | | | | | | | | | | | | | | | | | | | | | | | | | | | | | | | | | | | | | | | | | | | | | | | | | | | | | | | | | | | | | | | | | | | | | | | | | | | | | | |
| VL1165A0 | BB6-AR6 STRAIGHT FITTING | 1 | PZ | | | | | | | | | | | | | | | | | | | | | | | | | | | | | | | | | | | | | | | | | | | | | | | | | | | | | | | | | | | | | | | | | | | | | | | | | | | | | | | | | | | | | | |
| VL1166A0 | BB6-AR6 L FITTING | 3 | PZ | | | | | | | | | | | | | | | | | | | | | | | | | | | | | | | | | | | | | | | | | | | | | | | | | | | | | | | | | | | | | | | | | | | | | | | | | | | | | | | | | | | | | | |


| COMPONENT | | | SPARE PART | | | | | | | | | | | | | | | | | | | | | | | | | | | | | | | | | | | | | | | | | | | | | | | | | | | | | | | | | | |
|-----------|---|---|------------|--|---|------|-------------|-----|-----|----------|---------------------------------|---|----|----------|---------------------------------------|---|----|----------|---|---|----|----------|--|---|----|----------|--------------------------------------|----|----|----------|------------------------|---|----|----------|--------------------|---|----|----------|--|-------|---|----------|--|-------|---|----------|--------------------------------------|---|----|----------|-------------------|---|----|----------|---|---|----|----------|--|---|----|
| Code | Description | Image | Code | Description | Components list | | | | | | | | | | | | | | | | | | | | | | | | | | | | | | | | | | | | | | | | | | | | | | | | | | | | | | | | |
| VL1019A | VIBRATION PUMP |  | KVL1207A | US PLUS 1 ROTOR ARM WASHING SYSTEM KIT | <table border="1"> <thead> <tr> <th>Code</th> <th>Description</th> <th>Qty</th> <th>UOM</th> </tr> </thead> <tbody> <tr> <td>VL1174C0</td> <td>D1.2 MM CALIBRATED NOZZLE</td> <td>1</td> <td>PZ</td> </tr> <tr> <td>VL1185A0</td> <td>2 WAYS PLUS WASHING DISTRIBUTOR</td> <td>1</td> <td>PZ</td> </tr> <tr> <td>VL1190A0</td> <td>PLUS WASHING SYSTEM INLET DISTRIBUTOR</td> <td>1</td> <td>PZ</td> </tr> <tr> <td>VM1605A0</td> <td>CLIP TWIST LOCK DIAM. 10,2-12,7 MM</td> <td>6</td> <td>PZ</td> </tr> <tr> <td>VM2172A0</td> <td>PUMP-WITH-CI RCUIT LOCKING PIN</td> <td>6</td> <td>PZ</td> </tr> </tbody> </table> | Code | Description | Qty | UOM | VL1174C0 | D1.2 MM CALIBRATED NOZZLE | 1 | PZ | VL1185A0 | 2 WAYS PLUS WASHING DISTRIBUTOR | 1 | PZ | VL1190A0 | PLUS WASHING SYSTEM INLET DISTRIBUTOR | 1 | PZ | VM1605A0 | CLIP TWIST LOCK DIAM. 10,2-12,7 MM | 6 | PZ | VM2172A0 | PUMP-WITH-CI RCUIT LOCKING PIN | 6 | PZ | | | | | | | | | | | | | | | | | | | | | | | | | | | | | | | | |
| Code | Description | Qty | UOM | | | | | | | | | | | | | | | | | | | | | | | | | | | | | | | | | | | | | | | | | | | | | | | | | | | | | | | | | | |
| VL1174C0 | D1.2 MM CALIBRATED NOZZLE | 1 | PZ | | | | | | | | | | | | | | | | | | | | | | | | | | | | | | | | | | | | | | | | | | | | | | | | | | | | | | | | | | |
| VL1185A0 | 2 WAYS PLUS WASHING DISTRIBUTOR | 1 | PZ | | | | | | | | | | | | | | | | | | | | | | | | | | | | | | | | | | | | | | | | | | | | | | | | | | | | | | | | | | |
| VL1190A0 | PLUS WASHING SYSTEM INLET DISTRIBUTOR | 1 | PZ | | | | | | | | | | | | | | | | | | | | | | | | | | | | | | | | | | | | | | | | | | | | | | | | | | | | | | | | | | |
| VM1605A0 | CLIP TWIST LOCK DIAM. 10,2-12,7 MM | 6 | PZ | | | | | | | | | | | | | | | | | | | | | | | | | | | | | | | | | | | | | | | | | | | | | | | | | | | | | | | | | | |
| VM2172A0 | PUMP-WITH-CI RCUIT LOCKING PIN | 6 | PZ | | | | | | | | | | | | | | | | | | | | | | | | | | | | | | | | | | | | | | | | | | | | | | | | | | | | | | | | | | |
| | |  | KVL1198A | MM EU HOOD CLEANING SYSTEM KIT | <table border="1"> <thead> <tr> <th>Code</th> <th>Description</th> <th>Qty</th> <th>UOM</th> </tr> </thead> <tbody> <tr> <td>0H2213A1</td> <td>HOOD WATER CIRCUIT PLAT</td> <td>1</td> <td>PZ</td> </tr> <tr> <td>EL1440A0</td> <td>WATER SELF CLEANING VALVE</td> <td>2</td> <td>PZ</td> </tr> <tr> <td>GN1526A0</td> <td>INT. D.=6.9 TH=1.8 O-RIN</td> <td>5</td> <td>PZ</td> </tr> <tr> <td>RC1018A0</td> <td>ZINC PLATED D12 ELASTIC CLAMP</td> <td>6</td> <td>PZ</td> </tr> <tr> <td>RC1019A0</td> <td>D=10 ELASTIC CLAMP</td> <td>16</td> <td>PZ</td> </tr> <tr> <td>RC1131A0</td> <td>200X2.6 BLACK CLAMP</td> <td>1</td> <td>PZ</td> </tr> <tr> <td>RC1242A0</td> <td>D=10 CLOSED CAP</td> <td>2</td> <td>PZ</td> </tr> <tr> <td>TB2820A0</td> <td>6X10 EPDM PIPE FOR WASHING SYSTEM</td> <td>2.240</td> <td>M</td> </tr> <tr> <td>TB3132A0</td> <td>WHITE-BLUE EPDM TEXTILE BRAID HOSE 6X12</td> <td>0.440</td> <td>M</td> </tr> <tr> <td>VI1220A1</td> <td>4,2X12 TCB SELF-TAPPIN G SCREW</td> <td>3</td> <td>PZ</td> </tr> <tr> <td>VL1019A0</td> <td>VIBRATION PUMP</td> <td>1</td> <td>PZ</td> </tr> <tr> <td>VL1047A1</td> <td>D6 PIPE HOLDER - D8 J.G. TERMINAL</td> <td>2</td> <td>PZ</td> </tr> <tr> <td>VL1054B0</td> <td>ONE WASHING SYS INLET DISTRIBUTOR</td> <td>1</td> <td>PZ</td> </tr> </tbody> </table> | Code | Description | Qty | UOM | 0H2213A1 | HOOD WATER CIRCUIT PLAT | 1 | PZ | EL1440A0 | WATER SELF CLEANING VALVE | 2 | PZ | GN1526A0 | INT. D.=6.9 TH=1.8 O-RIN | 5 | PZ | RC1018A0 | ZINC PLATED D12 ELASTIC CLAMP | 6 | PZ | RC1019A0 | D=10 ELASTIC CLAMP | 16 | PZ | RC1131A0 | 200X2.6 BLACK CLAMP | 1 | PZ | RC1242A0 | D=10 CLOSED CAP | 2 | PZ | TB2820A0 | 6X10 EPDM PIPE FOR WASHING SYSTEM | 2.240 | M | TB3132A0 | WHITE-BLUE EPDM TEXTILE BRAID HOSE 6X12 | 0.440 | M | VI1220A1 | 4,2X12 TCB SELF-TAPPIN G SCREW | 3 | PZ | VL1019A0 | VIBRATION PUMP | 1 | PZ | VL1047A1 | D6 PIPE HOLDER - D8 J.G. TERMINAL | 2 | PZ | VL1054B0 | ONE WASHING SYS INLET DISTRIBUTOR | 1 | PZ |
| Code | Description | Qty | UOM | | | | | | | | | | | | | | | | | | | | | | | | | | | | | | | | | | | | | | | | | | | | | | | | | | | | | | | | | | |
| 0H2213A1 | HOOD WATER CIRCUIT PLAT | 1 | PZ | | | | | | | | | | | | | | | | | | | | | | | | | | | | | | | | | | | | | | | | | | | | | | | | | | | | | | | | | | |
| EL1440A0 | WATER SELF CLEANING VALVE | 2 | PZ | | | | | | | | | | | | | | | | | | | | | | | | | | | | | | | | | | | | | | | | | | | | | | | | | | | | | | | | | | |
| GN1526A0 | INT. D.=6.9 TH=1.8 O-RIN | 5 | PZ | | | | | | | | | | | | | | | | | | | | | | | | | | | | | | | | | | | | | | | | | | | | | | | | | | | | | | | | | | |
| RC1018A0 | ZINC PLATED D12 ELASTIC CLAMP | 6 | PZ | | | | | | | | | | | | | | | | | | | | | | | | | | | | | | | | | | | | | | | | | | | | | | | | | | | | | | | | | | |
| RC1019A0 | D=10 ELASTIC CLAMP | 16 | PZ | | | | | | | | | | | | | | | | | | | | | | | | | | | | | | | | | | | | | | | | | | | | | | | | | | | | | | | | | | |
| RC1131A0 | 200X2.6 BLACK CLAMP | 1 | PZ | | | | | | | | | | | | | | | | | | | | | | | | | | | | | | | | | | | | | | | | | | | | | | | | | | | | | | | | | | |
| RC1242A0 | D=10 CLOSED CAP | 2 | PZ | | | | | | | | | | | | | | | | | | | | | | | | | | | | | | | | | | | | | | | | | | | | | | | | | | | | | | | | | | |
| TB2820A0 | 6X10 EPDM PIPE FOR WASHING SYSTEM | 2.240 | M | | | | | | | | | | | | | | | | | | | | | | | | | | | | | | | | | | | | | | | | | | | | | | | | | | | | | | | | | | |
| TB3132A0 | WHITE-BLUE EPDM TEXTILE BRAID HOSE 6X12 | 0.440 | M | | | | | | | | | | | | | | | | | | | | | | | | | | | | | | | | | | | | | | | | | | | | | | | | | | | | | | | | | | |
| VI1220A1 | 4,2X12 TCB SELF-TAPPIN G SCREW | 3 | PZ | | | | | | | | | | | | | | | | | | | | | | | | | | | | | | | | | | | | | | | | | | | | | | | | | | | | | | | | | | |
| VL1019A0 | VIBRATION PUMP | 1 | PZ | | | | | | | | | | | | | | | | | | | | | | | | | | | | | | | | | | | | | | | | | | | | | | | | | | | | | | | | | | |
| VL1047A1 | D6 PIPE HOLDER - D8 J.G. TERMINAL | 2 | PZ | | | | | | | | | | | | | | | | | | | | | | | | | | | | | | | | | | | | | | | | | | | | | | | | | | | | | | | | | | |
| VL1054B0 | ONE WASHING SYS INLET DISTRIBUTOR | 1 | PZ | | | | | | | | | | | | | | | | | | | | | | | | | | | | | | | | | | | | | | | | | | | | | | | | | | | | | | | | | | |


| COMPONENT | | | SPARE PART | | | | | | | | | | | | | | | | | | | | | | | | | | | | | | | | | | | | | | | | | | | | | | | | | | |
|-----------|---|---|------------|--|---|------|-------------|-----|-----|----------|--|---|----|----------|-----------------------------------|---|----|----------|--------------------------------------|---|----|----------|---|---|----|----------|--------------------------------------|---|----|----------|---------------------------------|---|----|----------|--|---|----|----------|--|----|----|----------|--------------------------------------|----|----|----------|--------------|---|----|----------|------------------------|---|----|
| Code | Description | Image | Code | Description | Components list | | | | | | | | | | | | | | | | | | | | | | | | | | | | | | | | | | | | | | | | | | | | | | | | |
| VL1019A | VIBRATION PUMP |  | KVL1198A | MM EU HOOD CLEANING SYSTEM KIT | <table border="1"> <thead> <tr> <th>Code</th> <th>Description</th> <th>Qty</th> <th>UOM</th> </tr> </thead> <tbody> <tr> <td>VL1102A1</td> <td>DETERGENT LINE FILTER + BARBED VNR 6 MM</td> <td>1</td> <td>PZ</td> </tr> <tr> <td>VL1127A1</td> <td>6MM BARBED T-SHAPED FITTING</td> <td>1</td> <td>PZ</td> </tr> <tr> <td>VL1128A1</td> <td>D6 BARBED CHECK VALVE</td> <td>2</td> <td>PZ</td> </tr> <tr> <td>VL1165A0</td> <td>BB6-AR6 STRAIGHT FITTING</td> <td>2</td> <td>PZ</td> </tr> <tr> <td>VL1166A0</td> <td>BB6-AR6 L FITTING</td> <td>2</td> <td>PZ</td> </tr> <tr> <td>VL1174C0</td> <td>D1.2 MM CALIBRATED NOZZLE</td> <td>1</td> <td>PZ</td> </tr> <tr> <td>VL1191A0</td> <td>ONE WASHING DISTRIBUTOR OUTLETS KIT</td> <td>1</td> <td>PZ</td> </tr> <tr> <td>VM1605A0</td> <td>CLIP TWIST LOCK DIAM. 10.2-12.7 MM</td> <td>4</td> <td>PZ</td> </tr> <tr> <td>VM2172A0</td> <td>PUMP-WITH-CI RCUIT LOCKING PIN</td> <td>5</td> <td>PZ</td> </tr> </tbody> </table> | Code | Description | Qty | UOM | VL1102A1 | DETERGENT LINE FILTER + BARBED VNR 6 MM | 1 | PZ | VL1127A1 | 6MM BARBED T-SHAPED FITTING | 1 | PZ | VL1128A1 | D6 BARBED CHECK VALVE | 2 | PZ | VL1165A0 | BB6-AR6 STRAIGHT FITTING | 2 | PZ | VL1166A0 | BB6-AR6 L FITTING | 2 | PZ | VL1174C0 | D1.2 MM CALIBRATED NOZZLE | 1 | PZ | VL1191A0 | ONE WASHING DISTRIBUTOR OUTLETS KIT | 1 | PZ | VM1605A0 | CLIP TWIST LOCK DIAM. 10.2-12.7 MM | 4 | PZ | VM2172A0 | PUMP-WITH-CI RCUIT LOCKING PIN | 5 | PZ | | | | | | | | |
| Code | Description | Qty | UOM | | | | | | | | | | | | | | | | | | | | | | | | | | | | | | | | | | | | | | | | | | | | | | | | | | |
| VL1102A1 | DETERGENT LINE FILTER + BARBED VNR 6 MM | 1 | PZ | | | | | | | | | | | | | | | | | | | | | | | | | | | | | | | | | | | | | | | | | | | | | | | | | | |
| VL1127A1 | 6MM BARBED T-SHAPED FITTING | 1 | PZ | | | | | | | | | | | | | | | | | | | | | | | | | | | | | | | | | | | | | | | | | | | | | | | | | | |
| VL1128A1 | D6 BARBED CHECK VALVE | 2 | PZ | | | | | | | | | | | | | | | | | | | | | | | | | | | | | | | | | | | | | | | | | | | | | | | | | | |
| VL1165A0 | BB6-AR6 STRAIGHT FITTING | 2 | PZ | | | | | | | | | | | | | | | | | | | | | | | | | | | | | | | | | | | | | | | | | | | | | | | | | | |
| VL1166A0 | BB6-AR6 L FITTING | 2 | PZ | | | | | | | | | | | | | | | | | | | | | | | | | | | | | | | | | | | | | | | | | | | | | | | | | | |
| VL1174C0 | D1.2 MM CALIBRATED NOZZLE | 1 | PZ | | | | | | | | | | | | | | | | | | | | | | | | | | | | | | | | | | | | | | | | | | | | | | | | | | |
| VL1191A0 | ONE WASHING DISTRIBUTOR OUTLETS KIT | 1 | PZ | | | | | | | | | | | | | | | | | | | | | | | | | | | | | | | | | | | | | | | | | | | | | | | | | | |
| VM1605A0 | CLIP TWIST LOCK DIAM. 10.2-12.7 MM | 4 | PZ | | | | | | | | | | | | | | | | | | | | | | | | | | | | | | | | | | | | | | | | | | | | | | | | | | |
| VM2172A0 | PUMP-WITH-CI RCUIT LOCKING PIN | 5 | PZ | | | | | | | | | | | | | | | | | | | | | | | | | | | | | | | | | | | | | | | | | | | | | | | | | | |
| | |  | KVL1187A | 3 ROTOR ARMS PLUS EU CLEANING SYSTEM KIT | <table border="1"> <thead> <tr> <th>Code</th> <th>Description</th> <th>Qty</th> <th>UOM</th> </tr> </thead> <tbody> <tr> <td>0H2143A0</td> <td>LAMIERA BLOCCA VNR VL1128</td> <td>3</td> <td>PZ</td> </tr> <tr> <td>0H2168A0</td> <td></td> <td>1</td> <td>PZ</td> </tr> <tr> <td>0H2354A0</td> <td>XEVC-XEVL WASHING CIRCUIT PLAT</td> <td>1</td> <td>PZ</td> </tr> <tr> <td>EL1120A0</td> <td>D8-D6 FEMALE STRAIGHT INTERM. CONNECTION</td> <td>1</td> <td>PZ</td> </tr> <tr> <td>EL1220A0</td> <td>JG STRAIGHT CONNECTION Ø8F-Ø8F</td> <td>2</td> <td>PZ</td> </tr> <tr> <td>EL1440A0</td> <td>WATER SELF CLEANING VALVE</td> <td>4</td> <td>PZ</td> </tr> <tr> <td>GN1526A0</td> <td>INT. D.=6.9 TH=1.8 O-RIN</td> <td>9</td> <td>PZ</td> </tr> <tr> <td>RC1018A0</td> <td>ZINC PLATED D12 ELASTIC CLAMP</td> <td>10</td> <td>PZ</td> </tr> <tr> <td>RC1019A0</td> <td>D=10 ELASTIC CLAMP</td> <td>22</td> <td>PZ</td> </tr> <tr> <td>RC1130A0</td> <td>130X2.6 CLAM</td> <td>4</td> <td>PZ</td> </tr> <tr> <td>RC1131A0</td> <td>200X2.6 BLACK CLAMP</td> <td>3</td> <td>PZ</td> </tr> </tbody> </table> | Code | Description | Qty | UOM | 0H2143A0 | LAMIERA BLOCCA VNR VL1128 | 3 | PZ | 0H2168A0 | | 1 | PZ | 0H2354A0 | XEVC-XEVL WASHING CIRCUIT PLAT | 1 | PZ | EL1120A0 | D8-D6 FEMALE STRAIGHT INTERM. CONNECTION | 1 | PZ | EL1220A0 | JG STRAIGHT CONNECTION Ø8F-Ø8F | 2 | PZ | EL1440A0 | WATER SELF CLEANING VALVE | 4 | PZ | GN1526A0 | INT. D.=6.9 TH=1.8 O-RIN | 9 | PZ | RC1018A0 | ZINC PLATED D12 ELASTIC CLAMP | 10 | PZ | RC1019A0 | D=10 ELASTIC CLAMP | 22 | PZ | RC1130A0 | 130X2.6 CLAM | 4 | PZ | RC1131A0 | 200X2.6 BLACK CLAMP | 3 | PZ |
| Code | Description | Qty | UOM | | | | | | | | | | | | | | | | | | | | | | | | | | | | | | | | | | | | | | | | | | | | | | | | | | |
| 0H2143A0 | LAMIERA BLOCCA VNR VL1128 | 3 | PZ | | | | | | | | | | | | | | | | | | | | | | | | | | | | | | | | | | | | | | | | | | | | | | | | | | |
| 0H2168A0 | | 1 | PZ | | | | | | | | | | | | | | | | | | | | | | | | | | | | | | | | | | | | | | | | | | | | | | | | | | |
| 0H2354A0 | XEVC-XEVL WASHING CIRCUIT PLAT | 1 | PZ | | | | | | | | | | | | | | | | | | | | | | | | | | | | | | | | | | | | | | | | | | | | | | | | | | |
| EL1120A0 | D8-D6 FEMALE STRAIGHT INTERM. CONNECTION | 1 | PZ | | | | | | | | | | | | | | | | | | | | | | | | | | | | | | | | | | | | | | | | | | | | | | | | | | |
| EL1220A0 | JG STRAIGHT CONNECTION Ø8F-Ø8F | 2 | PZ | | | | | | | | | | | | | | | | | | | | | | | | | | | | | | | | | | | | | | | | | | | | | | | | | | |
| EL1440A0 | WATER SELF CLEANING VALVE | 4 | PZ | | | | | | | | | | | | | | | | | | | | | | | | | | | | | | | | | | | | | | | | | | | | | | | | | | |
| GN1526A0 | INT. D.=6.9 TH=1.8 O-RIN | 9 | PZ | | | | | | | | | | | | | | | | | | | | | | | | | | | | | | | | | | | | | | | | | | | | | | | | | | |
| RC1018A0 | ZINC PLATED D12 ELASTIC CLAMP | 10 | PZ | | | | | | | | | | | | | | | | | | | | | | | | | | | | | | | | | | | | | | | | | | | | | | | | | | |
| RC1019A0 | D=10 ELASTIC CLAMP | 22 | PZ | | | | | | | | | | | | | | | | | | | | | | | | | | | | | | | | | | | | | | | | | | | | | | | | | | |
| RC1130A0 | 130X2.6 CLAM | 4 | PZ | | | | | | | | | | | | | | | | | | | | | | | | | | | | | | | | | | | | | | | | | | | | | | | | | | |
| RC1131A0 | 200X2.6 BLACK CLAMP | 3 | PZ | | | | | | | | | | | | | | | | | | | | | | | | | | | | | | | | | | | | | | | | | | | | | | | | | | |


| COMPONENT | | | SPARE PART | | | | | | | | | | | | | | | | | | | | | | | | | | | | | | | | | | | | | | | | | | | | | | | | | | | | | | | | | | | | | | | | | | | | | | | | | | |
|-----------|--|---|------------|--|--|------|-------------|-----|-----|----------|--------------------|---|----|----------|--------------------------|---|----|----------|--|---|----|----------|--|-------|---|----------|--|-------|---|----------|--------------------------------------|---|----|----------|-------------------|---|----|----------|---|---|----|----------|---|---|----|----------|---|---|----|----------|-------------------------------------|---|----|----------|--|---|----|----------|--|---|----|----------|--|---|----|----------|-----------------------------------|---|----|----------|--------------------------|---|----|----------|--------------------------|---|----|
| Code | Description | Image | Code | Description | Components list | | | | | | | | | | | | | | | | | | | | | | | | | | | | | | | | | | | | | | | | | | | | | | | | | | | | | | | | | | | | | | | | | | | | | | | | |
| VL1019A | VIBRATION PUMP |  | KVL1187A | 3 ROTOR ARMS PLUS EU CLEANING SYSTEM KIT | <table border="1"> <thead> <tr> <th>Code</th> <th>Description</th> <th>Qty</th> <th>UOM</th> </tr> </thead> <tbody> <tr> <td>RC1242A0</td> <td>D=10 CLOSED CAP</td> <td>2</td> <td>PZ</td> </tr> <tr> <td>RC1310A0</td> <td>140X4 CLAMP WITH CLIP</td> <td>1</td> <td>PZ</td> </tr> <tr> <td>RC1356A0</td> <td>"STRAIGHT THREADED FEMALE END 8X1/4" BS</td> <td>1</td> <td>PZ</td> </tr> <tr> <td>TB2820A0</td> <td>6X10 EPDM PIPE FOR WASHING SYSTEM</td> <td>1.510</td> <td>M</td> </tr> <tr> <td>TB3132A0</td> <td>WHITE-BLUE EPDM TEXTILE BRAID HOSE 6X12</td> <td>1.210</td> <td>M</td> </tr> <tr> <td>VI1220A1</td> <td>4,2X12 TCB SELF-TAPPIN G SCREW</td> <td>3</td> <td>PZ</td> </tr> <tr> <td>VL1019A0</td> <td>VIBRATION PUMP</td> <td>1</td> <td>PZ</td> </tr> <tr> <td>VL1046A1</td> <td>D6 PIPE HOLDER - D6 J.G. TERMINAL</td> <td>3</td> <td>PZ</td> </tr> <tr> <td>VL1047A1</td> <td>D6 PIPE HOLDER - D8 J.G. TERMINAL</td> <td>1</td> <td>PZ</td> </tr> <tr> <td>VL1064A0</td> <td>WASHING SYSTEM OUTLETS DISTRIBUTOR</td> <td>1</td> <td>PZ</td> </tr> <tr> <td>VL1065A1</td> <td>1/4 MALE N.O. PRESSURE SWITCH</td> <td>1</td> <td>PZ</td> </tr> <tr> <td>VL1067A0</td> <td>WASHING SYSTEM INLETS DISTRIBUTOR</td> <td>1</td> <td>PZ</td> </tr> <tr> <td>VL1092A0</td> <td>WASHING SYSTEM OUTLET DOUBLE DISTRIBUTOR</td> <td>1</td> <td>PZ</td> </tr> <tr> <td>VL1102A1</td> <td>DETERGENT LINE FILTER + BARBED VNR 6 MM</td> <td>1</td> <td>PZ</td> </tr> <tr> <td>VL1127A1</td> <td>6MM BARBED T-SHAPED FITTING</td> <td>2</td> <td>PZ</td> </tr> <tr> <td>VL1128A0</td> <td>D6 BARBED CHECK VALVE</td> <td>3</td> <td>PZ</td> </tr> <tr> <td>VL1128A1</td> <td>D6 BARBED CHECK VALVE</td> <td>3</td> <td>PZ</td> </tr> </tbody> </table> | Code | Description | Qty | UOM | RC1242A0 | D=10 CLOSED CAP | 2 | PZ | RC1310A0 | 140X4 CLAMP WITH CLIP | 1 | PZ | RC1356A0 | "STRAIGHT THREADED FEMALE END 8X1/4" BS | 1 | PZ | TB2820A0 | 6X10 EPDM PIPE FOR WASHING SYSTEM | 1.510 | M | TB3132A0 | WHITE-BLUE EPDM TEXTILE BRAID HOSE 6X12 | 1.210 | M | VI1220A1 | 4,2X12 TCB SELF-TAPPIN G SCREW | 3 | PZ | VL1019A0 | VIBRATION PUMP | 1 | PZ | VL1046A1 | D6 PIPE HOLDER - D6 J.G. TERMINAL | 3 | PZ | VL1047A1 | D6 PIPE HOLDER - D8 J.G. TERMINAL | 1 | PZ | VL1064A0 | WASHING SYSTEM OUTLETS DISTRIBUTOR | 1 | PZ | VL1065A1 | 1/4 MALE N.O. PRESSURE SWITCH | 1 | PZ | VL1067A0 | WASHING SYSTEM INLETS DISTRIBUTOR | 1 | PZ | VL1092A0 | WASHING SYSTEM OUTLET DOUBLE DISTRIBUTOR | 1 | PZ | VL1102A1 | DETERGENT LINE FILTER + BARBED VNR 6 MM | 1 | PZ | VL1127A1 | 6MM BARBED T-SHAPED FITTING | 2 | PZ | VL1128A0 | D6 BARBED CHECK VALVE | 3 | PZ | VL1128A1 | D6 BARBED CHECK VALVE | 3 | PZ |
| Code | Description | Qty | UOM | | | | | | | | | | | | | | | | | | | | | | | | | | | | | | | | | | | | | | | | | | | | | | | | | | | | | | | | | | | | | | | | | | | | | | | | | | |
| RC1242A0 | D=10 CLOSED CAP | 2 | PZ | | | | | | | | | | | | | | | | | | | | | | | | | | | | | | | | | | | | | | | | | | | | | | | | | | | | | | | | | | | | | | | | | | | | | | | | | | |
| RC1310A0 | 140X4 CLAMP WITH CLIP | 1 | PZ | | | | | | | | | | | | | | | | | | | | | | | | | | | | | | | | | | | | | | | | | | | | | | | | | | | | | | | | | | | | | | | | | | | | | | | | | | |
| RC1356A0 | "STRAIGHT THREADED FEMALE END 8X1/4" BS | 1 | PZ | | | | | | | | | | | | | | | | | | | | | | | | | | | | | | | | | | | | | | | | | | | | | | | | | | | | | | | | | | | | | | | | | | | | | | | | | | |
| TB2820A0 | 6X10 EPDM PIPE FOR WASHING SYSTEM | 1.510 | M | | | | | | | | | | | | | | | | | | | | | | | | | | | | | | | | | | | | | | | | | | | | | | | | | | | | | | | | | | | | | | | | | | | | | | | | | | |
| TB3132A0 | WHITE-BLUE EPDM TEXTILE BRAID HOSE 6X12 | 1.210 | M | | | | | | | | | | | | | | | | | | | | | | | | | | | | | | | | | | | | | | | | | | | | | | | | | | | | | | | | | | | | | | | | | | | | | | | | | | |
| VI1220A1 | 4,2X12 TCB SELF-TAPPIN G SCREW | 3 | PZ | | | | | | | | | | | | | | | | | | | | | | | | | | | | | | | | | | | | | | | | | | | | | | | | | | | | | | | | | | | | | | | | | | | | | | | | | | |
| VL1019A0 | VIBRATION PUMP | 1 | PZ | | | | | | | | | | | | | | | | | | | | | | | | | | | | | | | | | | | | | | | | | | | | | | | | | | | | | | | | | | | | | | | | | | | | | | | | | | |
| VL1046A1 | D6 PIPE HOLDER - D6 J.G. TERMINAL | 3 | PZ | | | | | | | | | | | | | | | | | | | | | | | | | | | | | | | | | | | | | | | | | | | | | | | | | | | | | | | | | | | | | | | | | | | | | | | | | | |
| VL1047A1 | D6 PIPE HOLDER - D8 J.G. TERMINAL | 1 | PZ | | | | | | | | | | | | | | | | | | | | | | | | | | | | | | | | | | | | | | | | | | | | | | | | | | | | | | | | | | | | | | | | | | | | | | | | | | |
| VL1064A0 | WASHING SYSTEM OUTLETS DISTRIBUTOR | 1 | PZ | | | | | | | | | | | | | | | | | | | | | | | | | | | | | | | | | | | | | | | | | | | | | | | | | | | | | | | | | | | | | | | | | | | | | | | | | | |
| VL1065A1 | 1/4 MALE N.O. PRESSURE SWITCH | 1 | PZ | | | | | | | | | | | | | | | | | | | | | | | | | | | | | | | | | | | | | | | | | | | | | | | | | | | | | | | | | | | | | | | | | | | | | | | | | | |
| VL1067A0 | WASHING SYSTEM INLETS DISTRIBUTOR | 1 | PZ | | | | | | | | | | | | | | | | | | | | | | | | | | | | | | | | | | | | | | | | | | | | | | | | | | | | | | | | | | | | | | | | | | | | | | | | | | |
| VL1092A0 | WASHING SYSTEM OUTLET DOUBLE DISTRIBUTOR | 1 | PZ | | | | | | | | | | | | | | | | | | | | | | | | | | | | | | | | | | | | | | | | | | | | | | | | | | | | | | | | | | | | | | | | | | | | | | | | | | |
| VL1102A1 | DETERGENT LINE FILTER + BARBED VNR 6 MM | 1 | PZ | | | | | | | | | | | | | | | | | | | | | | | | | | | | | | | | | | | | | | | | | | | | | | | | | | | | | | | | | | | | | | | | | | | | | | | | | | |
| VL1127A1 | 6MM BARBED T-SHAPED FITTING | 2 | PZ | | | | | | | | | | | | | | | | | | | | | | | | | | | | | | | | | | | | | | | | | | | | | | | | | | | | | | | | | | | | | | | | | | | | | | | | | | |
| VL1128A0 | D6 BARBED CHECK VALVE | 3 | PZ | | | | | | | | | | | | | | | | | | | | | | | | | | | | | | | | | | | | | | | | | | | | | | | | | | | | | | | | | | | | | | | | | | | | | | | | | | |
| VL1128A1 | D6 BARBED CHECK VALVE | 3 | PZ | | | | | | | | | | | | | | | | | | | | | | | | | | | | | | | | | | | | | | | | | | | | | | | | | | | | | | | | | | | | | | | | | | | | | | | | | | |


| COMPONENT | | | SPARE PART | | | | | | | | | | | | | | | | | | | | | | | | | | | | | | | | | | | | | | | | | | | | | | | | | | |
|-----------|--|--|------------|--|---|------|-------------|---------------------------|-----|----------|--------------------------|---|----|----------|-------------------|--------------------------------|----|----------|----------|--------------------------------|----|----------|----------|---------------------------|----|----------|---------------------------------------|--------------------------|----|----------|---------------------------|-------------------------------|----|----------|---------------------------------|--------------------|----|----------|---------------------------------|--------------|----|----------|---------------------------------------|---------------------|----|----------|------------------------------------|---|----|----------|--------------------------------|---|----|
| Code | Description | Image | Code | Description | Components list | | | | | | | | | | | | | | | | | | | | | | | | | | | | | | | | | | | | | | | | | | | | | | | | |
| VL1019A | VIBRATION PUMP |  | KVL1187A | 3 ROTOR ARMS PLUS EU CLEANING SYSTEM KIT | <table border="1"> <thead> <tr> <th>Code</th> <th>Description</th> <th>Qty</th> <th>UOM</th> </tr> </thead> <tbody> <tr> <td>VL1165A0</td> <td>BB6-AR6 STRAIGHT FITTING</td> <td>4</td> <td>PZ</td> </tr> <tr> <td>VL1166A0</td> <td>BB6-AR6 L FITTING</td> <td>4</td> <td>PZ</td> </tr> <tr> <td>VL1167A0</td> <td></td> <td>1</td> <td>PZ</td> </tr> <tr> <td>VL1167A1</td> <td></td> <td>1</td> <td>PZ</td> </tr> <tr> <td>VL1167A2</td> <td>GN21 3 ROTOR ARMS B-B FLOW RESTRICTOR</td> <td>1</td> <td>PZ</td> </tr> <tr> <td>VL1174C0</td> <td>D1.2 MM CALIBRATED NOZZLE</td> <td>1</td> <td>PZ</td> </tr> <tr> <td>VL1185A0</td> <td>2 WAYS PLUS WASHING DISTRIBUTOR</td> <td>1</td> <td>PZ</td> </tr> <tr> <td>VL1186A0</td> <td>3 WAYS PLUS WASHING DISTRIBUTOR</td> <td>1</td> <td>PZ</td> </tr> <tr> <td>VL1190A0</td> <td>PLUS WASHING SYSTEM INLET DISTRIBUTOR</td> <td>1</td> <td>PZ</td> </tr> <tr> <td>VM1605A0</td> <td>CLIP TWIST LOCK DIAM. 10.2-12.7 MM</td> <td>3</td> <td>PZ</td> </tr> <tr> <td>VM2172A0</td> <td>PUMP-WITH-CI RCUIT LOCKING PIN</td> <td>9</td> <td>PZ</td> </tr> </tbody> </table> | Code | Description | Qty | UOM | VL1165A0 | BB6-AR6 STRAIGHT FITTING | 4 | PZ | VL1166A0 | BB6-AR6 L FITTING | 4 | PZ | VL1167A0 | | 1 | PZ | VL1167A1 | | 1 | PZ | VL1167A2 | GN21 3 ROTOR ARMS B-B FLOW RESTRICTOR | 1 | PZ | VL1174C0 | D1.2 MM CALIBRATED NOZZLE | 1 | PZ | VL1185A0 | 2 WAYS PLUS WASHING DISTRIBUTOR | 1 | PZ | VL1186A0 | 3 WAYS PLUS WASHING DISTRIBUTOR | 1 | PZ | VL1190A0 | PLUS WASHING SYSTEM INLET DISTRIBUTOR | 1 | PZ | VM1605A0 | CLIP TWIST LOCK DIAM. 10.2-12.7 MM | 3 | PZ | VM2172A0 | PUMP-WITH-CI RCUIT LOCKING PIN | 9 | PZ |
| | | | Code | Description | Qty | UOM | | | | | | | | | | | | | | | | | | | | | | | | | | | | | | | | | | | | | | | | | | | | | | | |
| VL1165A0 | BB6-AR6 STRAIGHT FITTING | 4 | PZ | | | | | | | | | | | | | | | | | | | | | | | | | | | | | | | | | | | | | | | | | | | | | | | | | | |
| VL1166A0 | BB6-AR6 L FITTING | 4 | PZ | | | | | | | | | | | | | | | | | | | | | | | | | | | | | | | | | | | | | | | | | | | | | | | | | | |
| VL1167A0 | | 1 | PZ | | | | | | | | | | | | | | | | | | | | | | | | | | | | | | | | | | | | | | | | | | | | | | | | | | |
| VL1167A1 | | 1 | PZ | | | | | | | | | | | | | | | | | | | | | | | | | | | | | | | | | | | | | | | | | | | | | | | | | | |
| VL1167A2 | GN21 3 ROTOR ARMS B-B FLOW RESTRICTOR | 1 | PZ | | | | | | | | | | | | | | | | | | | | | | | | | | | | | | | | | | | | | | | | | | | | | | | | | | |
| VL1174C0 | D1.2 MM CALIBRATED NOZZLE | 1 | PZ | | | | | | | | | | | | | | | | | | | | | | | | | | | | | | | | | | | | | | | | | | | | | | | | | | |
| VL1185A0 | 2 WAYS PLUS WASHING DISTRIBUTOR | 1 | PZ | | | | | | | | | | | | | | | | | | | | | | | | | | | | | | | | | | | | | | | | | | | | | | | | | | |
| VL1186A0 | 3 WAYS PLUS WASHING DISTRIBUTOR | 1 | PZ | | | | | | | | | | | | | | | | | | | | | | | | | | | | | | | | | | | | | | | | | | | | | | | | | | |
| VL1190A0 | PLUS WASHING SYSTEM INLET DISTRIBUTOR | 1 | PZ | | | | | | | | | | | | | | | | | | | | | | | | | | | | | | | | | | | | | | | | | | | | | | | | | | |
| VM1605A0 | CLIP TWIST LOCK DIAM. 10.2-12.7 MM | 3 | PZ | | | | | | | | | | | | | | | | | | | | | | | | | | | | | | | | | | | | | | | | | | | | | | | | | | |
| VM2172A0 | PUMP-WITH-CI RCUIT LOCKING PIN | 9 | PZ | | | | | | | | | | | | | | | | | | | | | | | | | | | | | | | | | | | | | | | | | | | | | | | | | | |
| KVL1184A | 2 ROTOR ARMS PLUS EU CLEANING SYSTEM KIT | <table border="1"> <thead> <tr> <th>Code</th> <th>Description</th> <th>Qty</th> <th>UOM</th> </tr> </thead> <tbody> <tr> <td>0H2143A0</td> <td>LAMIERA BLOCCA VNR VL1128</td> <td>2</td> <td>PZ</td> </tr> <tr> <td>0H2168A0</td> <td></td> <td>1</td> <td>PZ</td> </tr> <tr> <td>0H2354A0</td> <td>XEVC-XEVL WASHING CIRCUIT PLAT</td> <td>1</td> <td>PZ</td> </tr> <tr> <td>EL1220A0</td> <td>JG STRAIGHT CONNECTION Ø8F-Ø8F</td> <td>3</td> <td>PZ</td> </tr> <tr> <td>EL1440A0</td> <td>WATER SELF CLEANING VALVE</td> <td>4</td> <td>PZ</td> </tr> <tr> <td>GN1526A0</td> <td>INT. D.=6.9 TH=1.8 O-RIN</td> <td>9</td> <td>PZ</td> </tr> <tr> <td>RC1018A0</td> <td>ZINC PLATED D12 ELASTIC CLAMP</td> <td>2</td> <td>PZ</td> </tr> <tr> <td>RC1019A0</td> <td>D=10 ELASTIC CLAMP</td> <td>21</td> <td>PZ</td> </tr> <tr> <td>RC1130A0</td> <td>130X2.6 CLAM</td> <td>7</td> <td>PZ</td> </tr> <tr> <td>RC1131A0</td> <td>200X2.6 BLACK CLAMP</td> <td>3</td> <td>PZ</td> </tr> </tbody> </table> | Code | Description | Qty | UOM | 0H2143A0 | LAMIERA BLOCCA VNR VL1128 | 2 | PZ | 0H2168A0 | | 1 | PZ | 0H2354A0 | XEVC-XEVL WASHING CIRCUIT PLAT | 1 | PZ | EL1220A0 | JG STRAIGHT CONNECTION Ø8F-Ø8F | 3 | PZ | EL1440A0 | WATER SELF CLEANING VALVE | 4 | PZ | GN1526A0 | INT. D.=6.9 TH=1.8 O-RIN | 9 | PZ | RC1018A0 | ZINC PLATED D12 ELASTIC CLAMP | 2 | PZ | RC1019A0 | D=10 ELASTIC CLAMP | 21 | PZ | RC1130A0 | 130X2.6 CLAM | 7 | PZ | RC1131A0 | 200X2.6 BLACK CLAMP | 3 | PZ | | | | | | | |
| Code | Description | Qty | UOM | | | | | | | | | | | | | | | | | | | | | | | | | | | | | | | | | | | | | | | | | | | | | | | | | | |
| 0H2143A0 | LAMIERA BLOCCA VNR VL1128 | 2 | PZ | | | | | | | | | | | | | | | | | | | | | | | | | | | | | | | | | | | | | | | | | | | | | | | | | | |
| 0H2168A0 | | 1 | PZ | | | | | | | | | | | | | | | | | | | | | | | | | | | | | | | | | | | | | | | | | | | | | | | | | | |
| 0H2354A0 | XEVC-XEVL WASHING CIRCUIT PLAT | 1 | PZ | | | | | | | | | | | | | | | | | | | | | | | | | | | | | | | | | | | | | | | | | | | | | | | | | | |
| EL1220A0 | JG STRAIGHT CONNECTION Ø8F-Ø8F | 3 | PZ | | | | | | | | | | | | | | | | | | | | | | | | | | | | | | | | | | | | | | | | | | | | | | | | | | |
| EL1440A0 | WATER SELF CLEANING VALVE | 4 | PZ | | | | | | | | | | | | | | | | | | | | | | | | | | | | | | | | | | | | | | | | | | | | | | | | | | |
| GN1526A0 | INT. D.=6.9 TH=1.8 O-RIN | 9 | PZ | | | | | | | | | | | | | | | | | | | | | | | | | | | | | | | | | | | | | | | | | | | | | | | | | | |
| RC1018A0 | ZINC PLATED D12 ELASTIC CLAMP | 2 | PZ | | | | | | | | | | | | | | | | | | | | | | | | | | | | | | | | | | | | | | | | | | | | | | | | | | |
| RC1019A0 | D=10 ELASTIC CLAMP | 21 | PZ | | | | | | | | | | | | | | | | | | | | | | | | | | | | | | | | | | | | | | | | | | | | | | | | | | |
| RC1130A0 | 130X2.6 CLAM | 7 | PZ | | | | | | | | | | | | | | | | | | | | | | | | | | | | | | | | | | | | | | | | | | | | | | | | | | |
| RC1131A0 | 200X2.6 BLACK CLAMP | 3 | PZ | | | | | | | | | | | | | | | | | | | | | | | | | | | | | | | | | | | | | | | | | | | | | | | | | | |


| COMPONENT | | | SPARE PART | | | | | | | | | | | | | | | | | | | | | | | | | | | | | | | | | | | | | | | | | | | | | | | | | | | | | | | | | | | | | | | | | | | | | | | | | | |
|-----------|--|---|------------|--|--|------|-------------|-----|-----|----------|--------------------|---|----|----------|--|---|----|----------|--|-------|---|----------|--|-------|---|----------|-------------------|---|----|----------|---|---|----|----------|---|---|----|----------|-------------------------------------|---|----|----------|--|---|----|----------|--|---|----|----------|--|---|----|----------|--------------------------|---|----|----------|--------------------------|---|----|----------|--------------------------------|---|----|----------|--------------------------------|---|----|----------|----------------------|---|----|----------|---------------------------------|---|----|
| Code | Description | Image | Code | Description | Components list | | | | | | | | | | | | | | | | | | | | | | | | | | | | | | | | | | | | | | | | | | | | | | | | | | | | | | | | | | | | | | | | | | | | | | | | |
| VL1019A | VIBRATION PUMP |  | KVL1184A | 2 ROTOR ARMS PLUS EU CLEANING SYSTEM KIT | <table border="1"> <thead> <tr> <th>Code</th> <th>Description</th> <th>Qty</th> <th>UOM</th> </tr> </thead> <tbody> <tr> <td>RC1242A0</td> <td>D=10 CLOSED CAP</td> <td>2</td> <td>PZ</td> </tr> <tr> <td>RC1356A0</td> <td>"STRAIGHT THREADED FEMALE END 8X1/4" BS</td> <td>1</td> <td>PZ</td> </tr> <tr> <td>TB2820A0</td> <td>6X10 EPDM PIPE FOR WASHING SYSTEM</td> <td>2.400</td> <td>M</td> </tr> <tr> <td>TB3132A0</td> <td>WHITE-BLUE EPDM TEXTILE BRAID HOSE 6X12</td> <td>1.220</td> <td>M</td> </tr> <tr> <td>VL1019A0</td> <td>VIBRATION PUMP</td> <td>1</td> <td>PZ</td> </tr> <tr> <td>VL1046A1</td> <td>D6 PIPE HOLDER - D6 J.G. TERMINAL</td> <td>3</td> <td>PZ</td> </tr> <tr> <td>VL1047A1</td> <td>D6 PIPE HOLDER - D8 J.G. TERMINAL</td> <td>1</td> <td>PZ</td> </tr> <tr> <td>VL1065A1</td> <td>1/4 MALE N.O. PRESSURE SWITCH</td> <td>1</td> <td>PZ</td> </tr> <tr> <td>VL1067A0</td> <td>WASHING SYSTEM INLETS DISTRIBUTOR</td> <td>1</td> <td>PZ</td> </tr> <tr> <td>VL1092A0</td> <td>WASHING SYSTEM OUTLET DOUBLE DISTRIBUTOR</td> <td>1</td> <td>PZ</td> </tr> <tr> <td>VL1102A1</td> <td>DETERGENT LINE FILTER + BARBED VNR 6 MM</td> <td>1</td> <td>PZ</td> </tr> <tr> <td>VL1128A0</td> <td>D6 BARBED CHECK VALVE</td> <td>2</td> <td>PZ</td> </tr> <tr> <td>VL1128A1</td> <td>D6 BARBED CHECK VALVE</td> <td>2</td> <td>PZ</td> </tr> <tr> <td>VL1141A1</td> <td>STRAIGHT CONNECT BB6-BB6</td> <td>1</td> <td>PZ</td> </tr> <tr> <td>VL1165A0</td> <td>BB6-AR6 STRAIGHT FITTING</td> <td>4</td> <td>PZ</td> </tr> <tr> <td>VL1166A0</td> <td>BB6-AR6 L FITTING</td> <td>4</td> <td>PZ</td> </tr> <tr> <td>VL1174C0</td> <td>D1.2 MM CALIBRATED NOZZLE</td> <td>1</td> <td>PZ</td> </tr> </tbody> </table> | Code | Description | Qty | UOM | RC1242A0 | D=10 CLOSED CAP | 2 | PZ | RC1356A0 | "STRAIGHT THREADED FEMALE END 8X1/4" BS | 1 | PZ | TB2820A0 | 6X10 EPDM PIPE FOR WASHING SYSTEM | 2.400 | M | TB3132A0 | WHITE-BLUE EPDM TEXTILE BRAID HOSE 6X12 | 1.220 | M | VL1019A0 | VIBRATION PUMP | 1 | PZ | VL1046A1 | D6 PIPE HOLDER - D6 J.G. TERMINAL | 3 | PZ | VL1047A1 | D6 PIPE HOLDER - D8 J.G. TERMINAL | 1 | PZ | VL1065A1 | 1/4 MALE N.O. PRESSURE SWITCH | 1 | PZ | VL1067A0 | WASHING SYSTEM INLETS DISTRIBUTOR | 1 | PZ | VL1092A0 | WASHING SYSTEM OUTLET DOUBLE DISTRIBUTOR | 1 | PZ | VL1102A1 | DETERGENT LINE FILTER + BARBED VNR 6 MM | 1 | PZ | VL1128A0 | D6 BARBED CHECK VALVE | 2 | PZ | VL1128A1 | D6 BARBED CHECK VALVE | 2 | PZ | VL1141A1 | STRAIGHT CONNECT BB6-BB6 | 1 | PZ | VL1165A0 | BB6-AR6 STRAIGHT FITTING | 4 | PZ | VL1166A0 | BB6-AR6 L FITTING | 4 | PZ | VL1174C0 | D1.2 MM CALIBRATED NOZZLE | 1 | PZ |
| Code | Description | Qty | UOM | | | | | | | | | | | | | | | | | | | | | | | | | | | | | | | | | | | | | | | | | | | | | | | | | | | | | | | | | | | | | | | | | | | | | | | | | | |
| RC1242A0 | D=10 CLOSED CAP | 2 | PZ | | | | | | | | | | | | | | | | | | | | | | | | | | | | | | | | | | | | | | | | | | | | | | | | | | | | | | | | | | | | | | | | | | | | | | | | | | |
| RC1356A0 | "STRAIGHT THREADED FEMALE END 8X1/4" BS | 1 | PZ | | | | | | | | | | | | | | | | | | | | | | | | | | | | | | | | | | | | | | | | | | | | | | | | | | | | | | | | | | | | | | | | | | | | | | | | | | |
| TB2820A0 | 6X10 EPDM PIPE FOR WASHING SYSTEM | 2.400 | M | | | | | | | | | | | | | | | | | | | | | | | | | | | | | | | | | | | | | | | | | | | | | | | | | | | | | | | | | | | | | | | | | | | | | | | | | | |
| TB3132A0 | WHITE-BLUE EPDM TEXTILE BRAID HOSE 6X12 | 1.220 | M | | | | | | | | | | | | | | | | | | | | | | | | | | | | | | | | | | | | | | | | | | | | | | | | | | | | | | | | | | | | | | | | | | | | | | | | | | |
| VL1019A0 | VIBRATION PUMP | 1 | PZ | | | | | | | | | | | | | | | | | | | | | | | | | | | | | | | | | | | | | | | | | | | | | | | | | | | | | | | | | | | | | | | | | | | | | | | | | | |
| VL1046A1 | D6 PIPE HOLDER - D6 J.G. TERMINAL | 3 | PZ | | | | | | | | | | | | | | | | | | | | | | | | | | | | | | | | | | | | | | | | | | | | | | | | | | | | | | | | | | | | | | | | | | | | | | | | | | |
| VL1047A1 | D6 PIPE HOLDER - D8 J.G. TERMINAL | 1 | PZ | | | | | | | | | | | | | | | | | | | | | | | | | | | | | | | | | | | | | | | | | | | | | | | | | | | | | | | | | | | | | | | | | | | | | | | | | | |
| VL1065A1 | 1/4 MALE N.O. PRESSURE SWITCH | 1 | PZ | | | | | | | | | | | | | | | | | | | | | | | | | | | | | | | | | | | | | | | | | | | | | | | | | | | | | | | | | | | | | | | | | | | | | | | | | | |
| VL1067A0 | WASHING SYSTEM INLETS DISTRIBUTOR | 1 | PZ | | | | | | | | | | | | | | | | | | | | | | | | | | | | | | | | | | | | | | | | | | | | | | | | | | | | | | | | | | | | | | | | | | | | | | | | | | |
| VL1092A0 | WASHING SYSTEM OUTLET DOUBLE DISTRIBUTOR | 1 | PZ | | | | | | | | | | | | | | | | | | | | | | | | | | | | | | | | | | | | | | | | | | | | | | | | | | | | | | | | | | | | | | | | | | | | | | | | | | |
| VL1102A1 | DETERGENT LINE FILTER + BARBED VNR 6 MM | 1 | PZ | | | | | | | | | | | | | | | | | | | | | | | | | | | | | | | | | | | | | | | | | | | | | | | | | | | | | | | | | | | | | | | | | | | | | | | | | | |
| VL1128A0 | D6 BARBED CHECK VALVE | 2 | PZ | | | | | | | | | | | | | | | | | | | | | | | | | | | | | | | | | | | | | | | | | | | | | | | | | | | | | | | | | | | | | | | | | | | | | | | | | | |
| VL1128A1 | D6 BARBED CHECK VALVE | 2 | PZ | | | | | | | | | | | | | | | | | | | | | | | | | | | | | | | | | | | | | | | | | | | | | | | | | | | | | | | | | | | | | | | | | | | | | | | | | | |
| VL1141A1 | STRAIGHT CONNECT BB6-BB6 | 1 | PZ | | | | | | | | | | | | | | | | | | | | | | | | | | | | | | | | | | | | | | | | | | | | | | | | | | | | | | | | | | | | | | | | | | | | | | | | | | |
| VL1165A0 | BB6-AR6 STRAIGHT FITTING | 4 | PZ | | | | | | | | | | | | | | | | | | | | | | | | | | | | | | | | | | | | | | | | | | | | | | | | | | | | | | | | | | | | | | | | | | | | | | | | | | |
| VL1166A0 | BB6-AR6 L FITTING | 4 | PZ | | | | | | | | | | | | | | | | | | | | | | | | | | | | | | | | | | | | | | | | | | | | | | | | | | | | | | | | | | | | | | | | | | | | | | | | | | |
| VL1174C0 | D1.2 MM CALIBRATED NOZZLE | 1 | PZ | | | | | | | | | | | | | | | | | | | | | | | | | | | | | | | | | | | | | | | | | | | | | | | | | | | | | | | | | | | | | | | | | | | | | | | | | | |


| COMPONENT | | | SPARE PART | | | | | | | | | | | | | | | | | | | | | | | | | | | | | | | | | | | | | | | | | | | | | | | | | | | | | | | | | | | | | | | |
|-----------|---|--|------------|--|---|------|-------------|---------------------------------|-----|----------|---------------------------------------|---|----|----------|---|--------------------------------------|----|----------|--|---------------------------------|----|----------|--------------------------------------|-----------------------------|----|----|----------|-------------------------------------|---|----|----------|-----------------------|----|----|----------|--------------|---|----|----------|------------------------|---|----|----------|--------------------|---|----|----------|--|---|----|----------|--|-------|---|----------|--|-------|---|----------|--------------------------------------|---|----|----------|-------------------|---|----|
| Code | Description | Image | Code | Description | Components list | | | | | | | | | | | | | | | | | | | | | | | | | | | | | | | | | | | | | | | | | | | | | | | | | | | | | | | | | | | | | |
| VL1019A | VIBRATION PUMP |  | KVL1184A | 2 ROTOR ARMS PLUS EU CLEANING SYSTEM KIT | <table border="1"> <thead> <tr> <th>Code</th> <th>Description</th> <th>Qty</th> <th>UOM</th> </tr> </thead> <tbody> <tr> <td>VL1186A0</td> <td>3 WAYS PLUS WASHING DISTRIBUTOR</td> <td>1</td> <td>PZ</td> </tr> <tr> <td>VL1190A0</td> <td>PLUS WASHING SYSTEM INLET DISTRIBUTOR</td> <td>1</td> <td>PZ</td> </tr> <tr> <td>VM1605A0</td> <td>CLIP TWIST LOCK DIAM. 10,2-12,7 MM</td> <td>4</td> <td>PZ</td> </tr> <tr> <td>VM2172A0</td> <td>PUMP-WITH-CI RCUIT LOCKING PIN</td> <td>9</td> <td>PZ</td> </tr> </tbody> </table> | Code | Description | Qty | UOM | VL1186A0 | 3 WAYS PLUS WASHING DISTRIBUTOR | 1 | PZ | VL1190A0 | PLUS WASHING SYSTEM INLET DISTRIBUTOR | 1 | PZ | VM1605A0 | CLIP TWIST LOCK DIAM. 10,2-12,7 MM | 4 | PZ | VM2172A0 | PUMP-WITH-CI RCUIT LOCKING PIN | 9 | PZ | | | | | | | | | | | | | | | | | | | | | | | | | | | | | | | | | | | | | | | | | |
| | | | Code | Description | Qty | UOM | | | | | | | | | | | | | | | | | | | | | | | | | | | | | | | | | | | | | | | | | | | | | | | | | | | | | | | | | | | | |
| VL1186A0 | 3 WAYS PLUS WASHING DISTRIBUTOR | 1 | PZ | | | | | | | | | | | | | | | | | | | | | | | | | | | | | | | | | | | | | | | | | | | | | | | | | | | | | | | | | | | | | | | |
| VL1190A0 | PLUS WASHING SYSTEM INLET DISTRIBUTOR | 1 | PZ | | | | | | | | | | | | | | | | | | | | | | | | | | | | | | | | | | | | | | | | | | | | | | | | | | | | | | | | | | | | | | | |
| VM1605A0 | CLIP TWIST LOCK DIAM. 10,2-12,7 MM | 4 | PZ | | | | | | | | | | | | | | | | | | | | | | | | | | | | | | | | | | | | | | | | | | | | | | | | | | | | | | | | | | | | | | | |
| VM2172A0 | PUMP-WITH-CI RCUIT LOCKING PIN | 9 | PZ | | | | | | | | | | | | | | | | | | | | | | | | | | | | | | | | | | | | | | | | | | | | | | | | | | | | | | | | | | | | | | | |
| KVL1183A | 1 ROTOR ARM PLUS CLEANING SYSTEM KIT | <table border="1"> <thead> <tr> <th>Code</th> <th>Description</th> <th>Qty</th> <th>UOM</th> </tr> </thead> <tbody> <tr> <td>0H2143A0</td> <td>LAMIERA BLOCCA VNR VL1128</td> <td>2</td> <td>PZ</td> </tr> <tr> <td>0H2168A1</td> <td></td> <td>1</td> <td>PZ</td> </tr> <tr> <td>0H2354A0</td> <td>XEVC-XEVL WASHING CIRCUIT PLAT</td> <td>1</td> <td>PZ</td> </tr> <tr> <td>EL1440A0</td> <td>WATER SELF CLEANING VALVE</td> <td>3</td> <td>PZ</td> </tr> <tr> <td>GN1526A0</td> <td>INT. D.=6.9 TH=1.8 O-RIN</td> <td>7</td> <td>PZ</td> </tr> <tr> <td>RC1018A0</td> <td>ZINC PLATED D12 ELASTIC CLAMP</td> <td>2</td> <td>PZ</td> </tr> <tr> <td>RC1019A0</td> <td>D=10 ELASTIC CLAMP</td> <td>14</td> <td>PZ</td> </tr> <tr> <td>RC1130A0</td> <td>130X2,6 CLAM</td> <td>5</td> <td>PZ</td> </tr> <tr> <td>RC1131A0</td> <td>200X2.6 BLACK CLAMP</td> <td>2</td> <td>PZ</td> </tr> <tr> <td>RC1242A0</td> <td>D=10 CLOSED CAP</td> <td>2</td> <td>PZ</td> </tr> <tr> <td>RC1356A0</td> <td>"STRAIGHT THREADED FEMALE END 8X1/4" BS</td> <td>1</td> <td>PZ</td> </tr> <tr> <td>TB2820A0</td> <td>6X10 EPDM PIPE FOR WASHING SYSTEM</td> <td>1.410</td> <td>M</td> </tr> <tr> <td>TB3132A0</td> <td>WHITE-BLUE EPDM TEXTILE BRAID HOSE 6X12</td> <td>0.770</td> <td>M</td> </tr> <tr> <td>VI1220A1</td> <td>4,2X12 TCB SELF-TAPPIN G SCREW</td> <td>3</td> <td>PZ</td> </tr> <tr> <td>VL1019A0</td> <td>VIBRATION PUMP</td> <td>1</td> <td>PZ</td> </tr> </tbody> </table> | Code | Description | Qty | UOM | 0H2143A0 | LAMIERA BLOCCA VNR VL1128 | 2 | PZ | 0H2168A1 | | 1 | PZ | 0H2354A0 | XEVC-XEVL WASHING CIRCUIT PLAT | 1 | PZ | EL1440A0 | WATER SELF CLEANING VALVE | 3 | PZ | GN1526A0 | INT. D.=6.9 TH=1.8 O-RIN | 7 | PZ | RC1018A0 | ZINC PLATED D12 ELASTIC CLAMP | 2 | PZ | RC1019A0 | D=10 ELASTIC CLAMP | 14 | PZ | RC1130A0 | 130X2,6 CLAM | 5 | PZ | RC1131A0 | 200X2.6 BLACK CLAMP | 2 | PZ | RC1242A0 | D=10 CLOSED CAP | 2 | PZ | RC1356A0 | "STRAIGHT THREADED FEMALE END 8X1/4" BS | 1 | PZ | TB2820A0 | 6X10 EPDM PIPE FOR WASHING SYSTEM | 1.410 | M | TB3132A0 | WHITE-BLUE EPDM TEXTILE BRAID HOSE 6X12 | 0.770 | M | VI1220A1 | 4,2X12 TCB SELF-TAPPIN G SCREW | 3 | PZ | VL1019A0 | VIBRATION PUMP | 1 | PZ |
| Code | Description | Qty | UOM | | | | | | | | | | | | | | | | | | | | | | | | | | | | | | | | | | | | | | | | | | | | | | | | | | | | | | | | | | | | | | | |
| 0H2143A0 | LAMIERA BLOCCA VNR VL1128 | 2 | PZ | | | | | | | | | | | | | | | | | | | | | | | | | | | | | | | | | | | | | | | | | | | | | | | | | | | | | | | | | | | | | | | |
| 0H2168A1 | | 1 | PZ | | | | | | | | | | | | | | | | | | | | | | | | | | | | | | | | | | | | | | | | | | | | | | | | | | | | | | | | | | | | | | | |
| 0H2354A0 | XEVC-XEVL WASHING CIRCUIT PLAT | 1 | PZ | | | | | | | | | | | | | | | | | | | | | | | | | | | | | | | | | | | | | | | | | | | | | | | | | | | | | | | | | | | | | | | |
| EL1440A0 | WATER SELF CLEANING VALVE | 3 | PZ | | | | | | | | | | | | | | | | | | | | | | | | | | | | | | | | | | | | | | | | | | | | | | | | | | | | | | | | | | | | | | | |
| GN1526A0 | INT. D.=6.9 TH=1.8 O-RIN | 7 | PZ | | | | | | | | | | | | | | | | | | | | | | | | | | | | | | | | | | | | | | | | | | | | | | | | | | | | | | | | | | | | | | | |
| RC1018A0 | ZINC PLATED D12 ELASTIC CLAMP | 2 | PZ | | | | | | | | | | | | | | | | | | | | | | | | | | | | | | | | | | | | | | | | | | | | | | | | | | | | | | | | | | | | | | | |
| RC1019A0 | D=10 ELASTIC CLAMP | 14 | PZ | | | | | | | | | | | | | | | | | | | | | | | | | | | | | | | | | | | | | | | | | | | | | | | | | | | | | | | | | | | | | | | |
| RC1130A0 | 130X2,6 CLAM | 5 | PZ | | | | | | | | | | | | | | | | | | | | | | | | | | | | | | | | | | | | | | | | | | | | | | | | | | | | | | | | | | | | | | | |
| RC1131A0 | 200X2.6 BLACK CLAMP | 2 | PZ | | | | | | | | | | | | | | | | | | | | | | | | | | | | | | | | | | | | | | | | | | | | | | | | | | | | | | | | | | | | | | | |
| RC1242A0 | D=10 CLOSED CAP | 2 | PZ | | | | | | | | | | | | | | | | | | | | | | | | | | | | | | | | | | | | | | | | | | | | | | | | | | | | | | | | | | | | | | | |
| RC1356A0 | "STRAIGHT THREADED FEMALE END 8X1/4" BS | 1 | PZ | | | | | | | | | | | | | | | | | | | | | | | | | | | | | | | | | | | | | | | | | | | | | | | | | | | | | | | | | | | | | | | |
| TB2820A0 | 6X10 EPDM PIPE FOR WASHING SYSTEM | 1.410 | M | | | | | | | | | | | | | | | | | | | | | | | | | | | | | | | | | | | | | | | | | | | | | | | | | | | | | | | | | | | | | | | |
| TB3132A0 | WHITE-BLUE EPDM TEXTILE BRAID HOSE 6X12 | 0.770 | M | | | | | | | | | | | | | | | | | | | | | | | | | | | | | | | | | | | | | | | | | | | | | | | | | | | | | | | | | | | | | | | |
| VI1220A1 | 4,2X12 TCB SELF-TAPPIN G SCREW | 3 | PZ | | | | | | | | | | | | | | | | | | | | | | | | | | | | | | | | | | | | | | | | | | | | | | | | | | | | | | | | | | | | | | | |
| VL1019A0 | VIBRATION PUMP | 1 | PZ | | | | | | | | | | | | | | | | | | | | | | | | | | | | | | | | | | | | | | | | | | | | | | | | | | | | | | | | | | | | | | | |



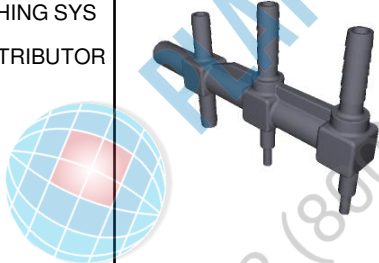
| COMPONENT | | | SPARE PART | | | | | | | | | | | | | | | | | | | | | | | | | | | | | | | | | | | | | | | | | | | | | | | | | | | | | | | | | | | | | | | | | | | | | | | | | | | | | | | | | |
|-----------|---|---|------------|--------------------------------------|--|------|-------------|-----|-----|----------|-----------------------------------|---|----|----------|-------------------------------|---|----|----------|---|---|----|----------|-----------------------|---|----|----------|-----------------------|---|----|----------|--------------------------|---|----|----------|-------------------|---|----|----------|---------------------------|---|----|----------|---------------------------------|---|----|----------|---------------------------------------|---|----|----------|------------------------------------|---|----|----------|--------------------------------|---|----|----------|-------------------------------------|--|------|-------------|-----|-----|----------|---------------------------|---|----|----------|--------------------------------------|---|----|----------|---------------------------|---|----|----------|--------------------------|---|----|----------|-------------------------------|---|----|
| Code | Description | Image | Code | Description | Components list | | | | | | | | | | | | | | | | | | | | | | | | | | | | | | | | | | | | | | | | | | | | | | | | | | | | | | | | | | | | | | | | | | | | | | | | | | | | | | | |
| VL1019A | VIBRATION PUMP |  | KVL1183A | 1 ROTOR ARM PLUS CLEANING SYSTEM KIT | <table border="1"> <thead> <tr> <th>Code</th> <th>Description</th> <th>Qty</th> <th>UOM</th> </tr> </thead> <tbody> <tr> <td>VL1047A1</td> <td>D6 PIPE HOLDER - D8 J.G. TERMINAL</td> <td>1</td> <td>PZ</td> </tr> <tr> <td>VL1065A1</td> <td>1/4 MALE N.O. PRESSURE SWITCH</td> <td>1</td> <td>PZ</td> </tr> <tr> <td>VL1102A1</td> <td>DETERGENT LINE FILTER + BARBED VNR 6 MM</td> <td>1</td> <td>PZ</td> </tr> <tr> <td>VL1128A0</td> <td>D6 BARBED CHECK VALVE</td> <td>2</td> <td>PZ</td> </tr> <tr> <td>VL1128A1</td> <td>D6 BARBED CHECK VALVE</td> <td>2</td> <td>PZ</td> </tr> <tr> <td>VL1165A0</td> <td>BB6-AR6 STRAIGHT FITTING</td> <td>1</td> <td>PZ</td> </tr> <tr> <td>VL1166A0</td> <td>BB6-AR6 L FITTING</td> <td>3</td> <td>PZ</td> </tr> <tr> <td>VL1174C0</td> <td>D1.2 MM CALIBRATED NOZZLE</td> <td>1</td> <td>PZ</td> </tr> <tr> <td>VL1185A0</td> <td>2 WAYS PLUS WASHING DISTRIBUTOR</td> <td>1</td> <td>PZ</td> </tr> <tr> <td>VL1190A0</td> <td>PLUS WASHING SYSTEM INLET DISTRIBUTOR</td> <td>1</td> <td>PZ</td> </tr> <tr> <td>VM1605A0</td> <td>CLIP TWIST LOCK DIAM. 10.2-12.7 MM</td> <td>3</td> <td>PZ</td> </tr> <tr> <td>VM2172A0</td> <td>PUMP-WITH-CI RCUIT LOCKING PIN</td> <td>7</td> <td>PZ</td> </tr> </tbody> </table> | Code | Description | Qty | UOM | VL1047A1 | D6 PIPE HOLDER - D8 J.G. TERMINAL | 1 | PZ | VL1065A1 | 1/4 MALE N.O. PRESSURE SWITCH | 1 | PZ | VL1102A1 | DETERGENT LINE FILTER + BARBED VNR 6 MM | 1 | PZ | VL1128A0 | D6 BARBED CHECK VALVE | 2 | PZ | VL1128A1 | D6 BARBED CHECK VALVE | 2 | PZ | VL1165A0 | BB6-AR6 STRAIGHT FITTING | 1 | PZ | VL1166A0 | BB6-AR6 L FITTING | 3 | PZ | VL1174C0 | D1.2 MM CALIBRATED NOZZLE | 1 | PZ | VL1185A0 | 2 WAYS PLUS WASHING DISTRIBUTOR | 1 | PZ | VL1190A0 | PLUS WASHING SYSTEM INLET DISTRIBUTOR | 1 | PZ | VM1605A0 | CLIP TWIST LOCK DIAM. 10.2-12.7 MM | 3 | PZ | VM2172A0 | PUMP-WITH-CI RCUIT LOCKING PIN | 7 | PZ | KVL1182A | ONE CLEANING SYSTEM KIT (0311 EXC.) | <table border="1"> <thead> <tr> <th>Code</th> <th>Description</th> <th>Qty</th> <th>UOM</th> </tr> </thead> <tbody> <tr> <td>0H2143A0</td> <td>LAMIERA BLOCCA VNR VL1128</td> <td>2</td> <td>PZ</td> </tr> <tr> <td>0H2202A1</td> <td>ONE WASHING WITH STEAM VALVE SUPPORT</td> <td>1</td> <td>PZ</td> </tr> <tr> <td>EL1440A0</td> <td>WATER SELF CLEANING VALVE</td> <td>1</td> <td>PZ</td> </tr> <tr> <td>GN1526A0</td> <td>INT. D.=6.9 TH=1.8 O-RIN</td> <td>3</td> <td>PZ</td> </tr> <tr> <td>RC1018A0</td> <td>ZINC PLATED D12 ELASTIC CLAMP</td> <td>1</td> <td>PZ</td> </tr> </tbody> </table> | Code | Description | Qty | UOM | 0H2143A0 | LAMIERA BLOCCA VNR VL1128 | 2 | PZ | 0H2202A1 | ONE WASHING WITH STEAM VALVE SUPPORT | 1 | PZ | EL1440A0 | WATER SELF CLEANING VALVE | 1 | PZ | GN1526A0 | INT. D.=6.9 TH=1.8 O-RIN | 3 | PZ | RC1018A0 | ZINC PLATED D12 ELASTIC CLAMP | 1 | PZ |
| | | | Code | Description | Qty | UOM | | | | | | | | | | | | | | | | | | | | | | | | | | | | | | | | | | | | | | | | | | | | | | | | | | | | | | | | | | | | | | | | | | | | | | | | | | | | | | |
| VL1047A1 | D6 PIPE HOLDER - D8 J.G. TERMINAL | 1 | PZ | | | | | | | | | | | | | | | | | | | | | | | | | | | | | | | | | | | | | | | | | | | | | | | | | | | | | | | | | | | | | | | | | | | | | | | | | | | | | | | | | |
| VL1065A1 | 1/4 MALE N.O. PRESSURE SWITCH | 1 | PZ | | | | | | | | | | | | | | | | | | | | | | | | | | | | | | | | | | | | | | | | | | | | | | | | | | | | | | | | | | | | | | | | | | | | | | | | | | | | | | | | | |
| VL1102A1 | DETERGENT LINE FILTER + BARBED VNR 6 MM | 1 | PZ | | | | | | | | | | | | | | | | | | | | | | | | | | | | | | | | | | | | | | | | | | | | | | | | | | | | | | | | | | | | | | | | | | | | | | | | | | | | | | | | | |
| VL1128A0 | D6 BARBED CHECK VALVE | 2 | PZ | | | | | | | | | | | | | | | | | | | | | | | | | | | | | | | | | | | | | | | | | | | | | | | | | | | | | | | | | | | | | | | | | | | | | | | | | | | | | | | | | |
| VL1128A1 | D6 BARBED CHECK VALVE | 2 | PZ | | | | | | | | | | | | | | | | | | | | | | | | | | | | | | | | | | | | | | | | | | | | | | | | | | | | | | | | | | | | | | | | | | | | | | | | | | | | | | | | | |
| VL1165A0 | BB6-AR6 STRAIGHT FITTING | 1 | PZ | | | | | | | | | | | | | | | | | | | | | | | | | | | | | | | | | | | | | | | | | | | | | | | | | | | | | | | | | | | | | | | | | | | | | | | | | | | | | | | | | |
| VL1166A0 | BB6-AR6 L FITTING | 3 | PZ | | | | | | | | | | | | | | | | | | | | | | | | | | | | | | | | | | | | | | | | | | | | | | | | | | | | | | | | | | | | | | | | | | | | | | | | | | | | | | | | | |
| VL1174C0 | D1.2 MM CALIBRATED NOZZLE | 1 | PZ | | | | | | | | | | | | | | | | | | | | | | | | | | | | | | | | | | | | | | | | | | | | | | | | | | | | | | | | | | | | | | | | | | | | | | | | | | | | | | | | | |
| VL1185A0 | 2 WAYS PLUS WASHING DISTRIBUTOR | 1 | PZ | | | | | | | | | | | | | | | | | | | | | | | | | | | | | | | | | | | | | | | | | | | | | | | | | | | | | | | | | | | | | | | | | | | | | | | | | | | | | | | | | |
| VL1190A0 | PLUS WASHING SYSTEM INLET DISTRIBUTOR | 1 | PZ | | | | | | | | | | | | | | | | | | | | | | | | | | | | | | | | | | | | | | | | | | | | | | | | | | | | | | | | | | | | | | | | | | | | | | | | | | | | | | | | | |
| VM1605A0 | CLIP TWIST LOCK DIAM. 10.2-12.7 MM | 3 | PZ | | | | | | | | | | | | | | | | | | | | | | | | | | | | | | | | | | | | | | | | | | | | | | | | | | | | | | | | | | | | | | | | | | | | | | | | | | | | | | | | | |
| VM2172A0 | PUMP-WITH-CI RCUIT LOCKING PIN | 7 | PZ | | | | | | | | | | | | | | | | | | | | | | | | | | | | | | | | | | | | | | | | | | | | | | | | | | | | | | | | | | | | | | | | | | | | | | | | | | | | | | | | | |
| Code | Description | Qty | UOM | | | | | | | | | | | | | | | | | | | | | | | | | | | | | | | | | | | | | | | | | | | | | | | | | | | | | | | | | | | | | | | | | | | | | | | | | | | | | | | | | |
| 0H2143A0 | LAMIERA BLOCCA VNR VL1128 | 2 | PZ | | | | | | | | | | | | | | | | | | | | | | | | | | | | | | | | | | | | | | | | | | | | | | | | | | | | | | | | | | | | | | | | | | | | | | | | | | | | | | | | | |
| 0H2202A1 | ONE WASHING WITH STEAM VALVE SUPPORT | 1 | PZ | | | | | | | | | | | | | | | | | | | | | | | | | | | | | | | | | | | | | | | | | | | | | | | | | | | | | | | | | | | | | | | | | | | | | | | | | | | | | | | | | |
| EL1440A0 | WATER SELF CLEANING VALVE | 1 | PZ | | | | | | | | | | | | | | | | | | | | | | | | | | | | | | | | | | | | | | | | | | | | | | | | | | | | | | | | | | | | | | | | | | | | | | | | | | | | | | | | | |
| GN1526A0 | INT. D.=6.9 TH=1.8 O-RIN | 3 | PZ | | | | | | | | | | | | | | | | | | | | | | | | | | | | | | | | | | | | | | | | | | | | | | | | | | | | | | | | | | | | | | | | | | | | | | | | | | | | | | | | | |
| RC1018A0 | ZINC PLATED D12 ELASTIC CLAMP | 1 | PZ | | | | | | | | | | | | | | | | | | | | | | | | | | | | | | | | | | | | | | | | | | | | | | | | | | | | | | | | | | | | | | | | | | | | | | | | | | | | | | | | | |


| COMPONENT | | | SPARE PART | | | | | | | | | | | | | | | | | | | | | | | | | | | | | | | | | | | | | | | | | | | | | | | | | | | | | | | | | | | | | | | | | | | | | | | | | | | | | | |
|-----------|---|---|------------|-------------------------------------|---|------|-------------|-----|-----|----------|--------------------|----|----|----------|--------------|---|----|----------|-----------------|---|----|----------|-----------------------------------|-------|---|----------|---|-------|---|----------|--------------------------------|---|----|----------|----------------|---|----|----------|-----------------------------------|---|----|----------|-----------------------------------|---|----|----------|---|---|----|----------|-----------------------|---|----|----------|-----------------------|---|----|----------|--------------------------|---|----|----------|-------------------|---|----|----------|---------------------------|---|----|----------|-------------------------------------|---|----|----------|------------------------------------|---|----|----------|--------------------------------|---|----|
| Code | Description | Image | Code | Description | Components list | | | | | | | | | | | | | | | | | | | | | | | | | | | | | | | | | | | | | | | | | | | | | | | | | | | | | | | | | | | | | | | | | | | | | | | | | | | | |
| VL1019A | VIBRATION PUMP |  | KVL1182A | ONE CLEANING SYSTEM KIT (0311 EXC.) | <table border="1"> <thead> <tr> <th>Code</th> <th>Description</th> <th>Qty</th> <th>UOM</th> </tr> </thead> <tbody> <tr> <td>RC1019A0</td> <td>D=10 ELASTIC CLAMP</td> <td>14</td> <td>PZ</td> </tr> <tr> <td>RC1130A0</td> <td>130X2,6 CLAM</td> <td>2</td> <td>PZ</td> </tr> <tr> <td>RC1242A0</td> <td>D=10 CLOSED CAP</td> <td>2</td> <td>PZ</td> </tr> <tr> <td>TB2820A0</td> <td>6X10 EPDM PIPE FOR WASHING SYSTEM</td> <td>1.410</td> <td>M</td> </tr> <tr> <td>TB3132A0</td> <td>WHITE-BLUE EPDM TEXTILE BRAID HOSE 6X12</td> <td>0.670</td> <td>M</td> </tr> <tr> <td>VI1220A1</td> <td>4,2X12 TCB SELF-TAPPIN G SCREW</td> <td>1</td> <td>PZ</td> </tr> <tr> <td>VL1019A0</td> <td>VIBRATION PUMP</td> <td>1</td> <td>PZ</td> </tr> <tr> <td>VL1047A1</td> <td>D6 PIPE HOLDER - D8 J.G. TERMINAL</td> <td>1</td> <td>PZ</td> </tr> <tr> <td>VL1054B0</td> <td>ONE WASHING SYS INLET DISTRIBUTOR</td> <td>1</td> <td>PZ</td> </tr> <tr> <td>VL1102A1</td> <td>DETERGENT LINE FILTER + BARBED VNR 6 MM</td> <td>1</td> <td>PZ</td> </tr> <tr> <td>VL1128A0</td> <td>D6 BARBED CHECK VALVE</td> <td>2</td> <td>PZ</td> </tr> <tr> <td>VL1128A1</td> <td>D6 BARBED CHECK VALVE</td> <td>2</td> <td>PZ</td> </tr> <tr> <td>VL1165A0</td> <td>BB6-AR6 STRAIGHT FITTING</td> <td>1</td> <td>PZ</td> </tr> <tr> <td>VL1166A0</td> <td>BB6-AR6 L FITTING</td> <td>1</td> <td>PZ</td> </tr> <tr> <td>VL1174C0</td> <td>D1.2 MM CALIBRATED NOZZLE</td> <td>1</td> <td>PZ</td> </tr> <tr> <td>VL1191A0</td> <td>ONE WASHING DISTRIBUTOR OUTLETS KIT</td> <td>1</td> <td>PZ</td> </tr> <tr> <td>VM1605A0</td> <td>CLIP TWIST LOCK DIAM. 10,2-12,7 MM</td> <td>3</td> <td>PZ</td> </tr> <tr> <td>VM2172A0</td> <td>PUMP-WITH-CI RCUIT LOCKING PIN</td> <td>2</td> <td>PZ</td> </tr> </tbody> </table> | Code | Description | Qty | UOM | RC1019A0 | D=10 ELASTIC CLAMP | 14 | PZ | RC1130A0 | 130X2,6 CLAM | 2 | PZ | RC1242A0 | D=10 CLOSED CAP | 2 | PZ | TB2820A0 | 6X10 EPDM PIPE FOR WASHING SYSTEM | 1.410 | M | TB3132A0 | WHITE-BLUE EPDM TEXTILE BRAID HOSE 6X12 | 0.670 | M | VI1220A1 | 4,2X12 TCB SELF-TAPPIN G SCREW | 1 | PZ | VL1019A0 | VIBRATION PUMP | 1 | PZ | VL1047A1 | D6 PIPE HOLDER - D8 J.G. TERMINAL | 1 | PZ | VL1054B0 | ONE WASHING SYS INLET DISTRIBUTOR | 1 | PZ | VL1102A1 | DETERGENT LINE FILTER + BARBED VNR 6 MM | 1 | PZ | VL1128A0 | D6 BARBED CHECK VALVE | 2 | PZ | VL1128A1 | D6 BARBED CHECK VALVE | 2 | PZ | VL1165A0 | BB6-AR6 STRAIGHT FITTING | 1 | PZ | VL1166A0 | BB6-AR6 L FITTING | 1 | PZ | VL1174C0 | D1.2 MM CALIBRATED NOZZLE | 1 | PZ | VL1191A0 | ONE WASHING DISTRIBUTOR OUTLETS KIT | 1 | PZ | VM1605A0 | CLIP TWIST LOCK DIAM. 10,2-12,7 MM | 3 | PZ | VM2172A0 | PUMP-WITH-CI RCUIT LOCKING PIN | 2 | PZ |
| Code | Description | Qty | UOM | | | | | | | | | | | | | | | | | | | | | | | | | | | | | | | | | | | | | | | | | | | | | | | | | | | | | | | | | | | | | | | | | | | | | | | | | | | | | | |
| RC1019A0 | D=10 ELASTIC CLAMP | 14 | PZ | | | | | | | | | | | | | | | | | | | | | | | | | | | | | | | | | | | | | | | | | | | | | | | | | | | | | | | | | | | | | | | | | | | | | | | | | | | | | | |
| RC1130A0 | 130X2,6 CLAM | 2 | PZ | | | | | | | | | | | | | | | | | | | | | | | | | | | | | | | | | | | | | | | | | | | | | | | | | | | | | | | | | | | | | | | | | | | | | | | | | | | | | | |
| RC1242A0 | D=10 CLOSED CAP | 2 | PZ | | | | | | | | | | | | | | | | | | | | | | | | | | | | | | | | | | | | | | | | | | | | | | | | | | | | | | | | | | | | | | | | | | | | | | | | | | | | | | |
| TB2820A0 | 6X10 EPDM PIPE FOR WASHING SYSTEM | 1.410 | M | | | | | | | | | | | | | | | | | | | | | | | | | | | | | | | | | | | | | | | | | | | | | | | | | | | | | | | | | | | | | | | | | | | | | | | | | | | | | | |
| TB3132A0 | WHITE-BLUE EPDM TEXTILE BRAID HOSE 6X12 | 0.670 | M | | | | | | | | | | | | | | | | | | | | | | | | | | | | | | | | | | | | | | | | | | | | | | | | | | | | | | | | | | | | | | | | | | | | | | | | | | | | | | |
| VI1220A1 | 4,2X12 TCB SELF-TAPPIN G SCREW | 1 | PZ | | | | | | | | | | | | | | | | | | | | | | | | | | | | | | | | | | | | | | | | | | | | | | | | | | | | | | | | | | | | | | | | | | | | | | | | | | | | | | |
| VL1019A0 | VIBRATION PUMP | 1 | PZ | | | | | | | | | | | | | | | | | | | | | | | | | | | | | | | | | | | | | | | | | | | | | | | | | | | | | | | | | | | | | | | | | | | | | | | | | | | | | | |
| VL1047A1 | D6 PIPE HOLDER - D8 J.G. TERMINAL | 1 | PZ | | | | | | | | | | | | | | | | | | | | | | | | | | | | | | | | | | | | | | | | | | | | | | | | | | | | | | | | | | | | | | | | | | | | | | | | | | | | | | |
| VL1054B0 | ONE WASHING SYS INLET DISTRIBUTOR | 1 | PZ | | | | | | | | | | | | | | | | | | | | | | | | | | | | | | | | | | | | | | | | | | | | | | | | | | | | | | | | | | | | | | | | | | | | | | | | | | | | | | |
| VL1102A1 | DETERGENT LINE FILTER + BARBED VNR 6 MM | 1 | PZ | | | | | | | | | | | | | | | | | | | | | | | | | | | | | | | | | | | | | | | | | | | | | | | | | | | | | | | | | | | | | | | | | | | | | | | | | | | | | | |
| VL1128A0 | D6 BARBED CHECK VALVE | 2 | PZ | | | | | | | | | | | | | | | | | | | | | | | | | | | | | | | | | | | | | | | | | | | | | | | | | | | | | | | | | | | | | | | | | | | | | | | | | | | | | | |
| VL1128A1 | D6 BARBED CHECK VALVE | 2 | PZ | | | | | | | | | | | | | | | | | | | | | | | | | | | | | | | | | | | | | | | | | | | | | | | | | | | | | | | | | | | | | | | | | | | | | | | | | | | | | | |
| VL1165A0 | BB6-AR6 STRAIGHT FITTING | 1 | PZ | | | | | | | | | | | | | | | | | | | | | | | | | | | | | | | | | | | | | | | | | | | | | | | | | | | | | | | | | | | | | | | | | | | | | | | | | | | | | | |
| VL1166A0 | BB6-AR6 L FITTING | 1 | PZ | | | | | | | | | | | | | | | | | | | | | | | | | | | | | | | | | | | | | | | | | | | | | | | | | | | | | | | | | | | | | | | | | | | | | | | | | | | | | | |
| VL1174C0 | D1.2 MM CALIBRATED NOZZLE | 1 | PZ | | | | | | | | | | | | | | | | | | | | | | | | | | | | | | | | | | | | | | | | | | | | | | | | | | | | | | | | | | | | | | | | | | | | | | | | | | | | | | |
| VL1191A0 | ONE WASHING DISTRIBUTOR OUTLETS KIT | 1 | PZ | | | | | | | | | | | | | | | | | | | | | | | | | | | | | | | | | | | | | | | | | | | | | | | | | | | | | | | | | | | | | | | | | | | | | | | | | | | | | | |
| VM1605A0 | CLIP TWIST LOCK DIAM. 10,2-12,7 MM | 3 | PZ | | | | | | | | | | | | | | | | | | | | | | | | | | | | | | | | | | | | | | | | | | | | | | | | | | | | | | | | | | | | | | | | | | | | | | | | | | | | | | |
| VM2172A0 | PUMP-WITH-CI RCUIT LOCKING PIN | 2 | PZ | | | | | | | | | | | | | | | | | | | | | | | | | | | | | | | | | | | | | | | | | | | | | | | | | | | | | | | | | | | | | | | | | | | | | | | | | | | | | | |


| COMPONENT | | | SPARE PART | | | | | | | | | | | | | | | | | | | | | | | | | | | | | | | | | | | | | | | | | | | | | | | | | | | | | | | | | | | | | | | | | | | | | | | | | | | | | | | | | | | | | | | | | | | | | | | | | | | | | |
|-----------|---|---|------------|---|---|------|-------------|-----|-----|----------|-----------------------------|---|----|----------|-----------------------|---|----|----------|--------------|---|----|----------|------------------------|---|----|----------|--------------------|---|----|----------|--|-------|---|----------|-------------------|---|----|----------|--------------------------|---|----|----------|---------------------------------|---|----|----------|---------------------------------------|---|----|----------|---|---|----|----------|--------------------------------------|---|----|----------|---|--|------|-------------|-----|-----|----------|-----------------------------|---|----|----------|-----------------------|---|----|----------|--------------|---|----|----------|------------------------|---|----|----------|--------------------|---|----|----------|--|-------|---|----------|-------------------|---|----|----------|--------------------------|---|----|----------|---------------------------------|---|----|----------|---------------------------------------|---|----|
| Code | Description | Image | Code | Description | Components list | | | | | | | | | | | | | | | | | | | | | | | | | | | | | | | | | | | | | | | | | | | | | | | | | | | | | | | | | | | | | | | | | | | | | | | | | | | | | | | | | | | | | | | | | | | | | | | | | | | |
| VL1019A | VIBRATION PUMP |  | KVL0684A | 2-3 ROTOR ARM PLUS WASH PUMP+NOZZLE KIT | <table border="1"> <thead> <tr> <th>Code</th> <th>Description</th> <th>Qty</th> <th>UOM</th> </tr> </thead> <tbody> <tr> <td>GN1526A0</td> <td>INT. D.=6.9 TH=1.8 O-RIN</td> <td>4</td> <td>PZ</td> </tr> <tr> <td>RC1019A0</td> <td>D=10 ELASTIC CLAMP</td> <td>4</td> <td>PZ</td> </tr> <tr> <td>RC1130A0</td> <td>130X2,6 CLAM</td> <td>1</td> <td>PZ</td> </tr> <tr> <td>RC1131A0</td> <td>200X2.6 BLACK CLAMP</td> <td>3</td> <td>PZ</td> </tr> <tr> <td>RC1242A0</td> <td>D=10 CLOSED CAP</td> <td>2</td> <td>PZ</td> </tr> <tr> <td>TB2820A0</td> <td>6X10 EPDM PIPE FOR WASHING SYSTEM</td> <td>0.120</td> <td>M</td> </tr> <tr> <td>VL1019A0</td> <td>VIBRATION PUMP</td> <td>1</td> <td>PZ</td> </tr> <tr> <td>VL1128A1</td> <td>D6 BARBED CHECK VALVE</td> <td>1</td> <td>PZ</td> </tr> <tr> <td>VL1174C0</td> <td>D1.2 MM CALIBRATED NOZZLE</td> <td>1</td> <td>PZ</td> </tr> <tr> <td>VL1186A0</td> <td>3 WAYS PLUS WASHING DISTRIBUTOR</td> <td>1</td> <td>PZ</td> </tr> <tr> <td>VL1190A0</td> <td>PLUS WASHING SYSTEM INLET DISTRIBUTOR</td> <td>1</td> <td>PZ</td> </tr> <tr> <td>VM2172A0</td> <td>PUMP-WITH-CI RCUIT LOCKING PIN</td> <td>1</td> <td>PZ</td> </tr> </tbody> </table> | Code | Description | Qty | UOM | GN1526A0 | INT. D.=6.9 TH=1.8 O-RIN | 4 | PZ | RC1019A0 | D=10 ELASTIC CLAMP | 4 | PZ | RC1130A0 | 130X2,6 CLAM | 1 | PZ | RC1131A0 | 200X2.6 BLACK CLAMP | 3 | PZ | RC1242A0 | D=10 CLOSED CAP | 2 | PZ | TB2820A0 | 6X10 EPDM PIPE FOR WASHING SYSTEM | 0.120 | M | VL1019A0 | VIBRATION PUMP | 1 | PZ | VL1128A1 | D6 BARBED CHECK VALVE | 1 | PZ | VL1174C0 | D1.2 MM CALIBRATED NOZZLE | 1 | PZ | VL1186A0 | 3 WAYS PLUS WASHING DISTRIBUTOR | 1 | PZ | VL1190A0 | PLUS WASHING SYSTEM INLET DISTRIBUTOR | 1 | PZ | VM2172A0 | PUMP-WITH-CI RCUIT LOCKING PIN | 1 | PZ | KVL0683A | 1 ROTOR ARM PLUS WASH PUMP+NOZZLE KIT | <table border="1"> <thead> <tr> <th>Code</th> <th>Description</th> <th>Qty</th> <th>UOM</th> </tr> </thead> <tbody> <tr> <td>GN1526A0</td> <td>INT. D.=6.9 TH=1.8 O-RIN</td> <td>3</td> <td>PZ</td> </tr> <tr> <td>RC1019A0</td> <td>D=10 ELASTIC CLAMP</td> <td>4</td> <td>PZ</td> </tr> <tr> <td>RC1130A0</td> <td>130X2,6 CLAM</td> <td>1</td> <td>PZ</td> </tr> <tr> <td>RC1131A0</td> <td>200X2.6 BLACK CLAMP</td> <td>2</td> <td>PZ</td> </tr> <tr> <td>RC1242A0</td> <td>D=10 CLOSED CAP</td> <td>2</td> <td>PZ</td> </tr> <tr> <td>TB2820A0</td> <td>6X10 EPDM PIPE FOR WASHING SYSTEM</td> <td>0.120</td> <td>M</td> </tr> <tr> <td>VL1019A0</td> <td>VIBRATION PUMP</td> <td>1</td> <td>PZ</td> </tr> <tr> <td>VL1128A1</td> <td>D6 BARBED CHECK VALVE</td> <td>1</td> <td>PZ</td> </tr> <tr> <td>VL1174C0</td> <td>D1.2 MM CALIBRATED NOZZLE</td> <td>1</td> <td>PZ</td> </tr> <tr> <td>VL1185A0</td> <td>2 WAYS PLUS WASHING DISTRIBUTOR</td> <td>1</td> <td>PZ</td> </tr> </tbody> </table> | Code | Description | Qty | UOM | GN1526A0 | INT. D.=6.9 TH=1.8 O-RIN | 3 | PZ | RC1019A0 | D=10 ELASTIC CLAMP | 4 | PZ | RC1130A0 | 130X2,6 CLAM | 1 | PZ | RC1131A0 | 200X2.6 BLACK CLAMP | 2 | PZ | RC1242A0 | D=10 CLOSED CAP | 2 | PZ | TB2820A0 | 6X10 EPDM PIPE FOR WASHING SYSTEM | 0.120 | M | VL1019A0 | VIBRATION PUMP | 1 | PZ | VL1128A1 | D6 BARBED CHECK VALVE | 1 | PZ | VL1174C0 | D1.2 MM CALIBRATED NOZZLE | 1 | PZ | VL1185A0 | 2 WAYS PLUS WASHING DISTRIBUTOR | 1 | PZ |
| | | | Code | Description | Qty | UOM | | | | | | | | | | | | | | | | | | | | | | | | | | | | | | | | | | | | | | | | | | | | | | | | | | | | | | | | | | | | | | | | | | | | | | | | | | | | | | | | | | | | | | | | | | | | | | | | | | |
| GN1526A0 | INT. D.=6.9 TH=1.8 O-RIN | 4 | PZ | | | | | | | | | | | | | | | | | | | | | | | | | | | | | | | | | | | | | | | | | | | | | | | | | | | | | | | | | | | | | | | | | | | | | | | | | | | | | | | | | | | | | | | | | | | | | | | | | | | | | |
| RC1019A0 | D=10 ELASTIC CLAMP | 4 | PZ | | | | | | | | | | | | | | | | | | | | | | | | | | | | | | | | | | | | | | | | | | | | | | | | | | | | | | | | | | | | | | | | | | | | | | | | | | | | | | | | | | | | | | | | | | | | | | | | | | | | | |
| RC1130A0 | 130X2,6 CLAM | 1 | PZ | | | | | | | | | | | | | | | | | | | | | | | | | | | | | | | | | | | | | | | | | | | | | | | | | | | | | | | | | | | | | | | | | | | | | | | | | | | | | | | | | | | | | | | | | | | | | | | | | | | | | |
| RC1131A0 | 200X2.6 BLACK CLAMP | 3 | PZ | | | | | | | | | | | | | | | | | | | | | | | | | | | | | | | | | | | | | | | | | | | | | | | | | | | | | | | | | | | | | | | | | | | | | | | | | | | | | | | | | | | | | | | | | | | | | | | | | | | | | |
| RC1242A0 | D=10 CLOSED CAP | 2 | PZ | | | | | | | | | | | | | | | | | | | | | | | | | | | | | | | | | | | | | | | | | | | | | | | | | | | | | | | | | | | | | | | | | | | | | | | | | | | | | | | | | | | | | | | | | | | | | | | | | | | | | |
| TB2820A0 | 6X10 EPDM PIPE FOR WASHING SYSTEM | 0.120 | M | | | | | | | | | | | | | | | | | | | | | | | | | | | | | | | | | | | | | | | | | | | | | | | | | | | | | | | | | | | | | | | | | | | | | | | | | | | | | | | | | | | | | | | | | | | | | | | | | | | | | |
| VL1019A0 | VIBRATION PUMP | 1 | PZ | | | | | | | | | | | | | | | | | | | | | | | | | | | | | | | | | | | | | | | | | | | | | | | | | | | | | | | | | | | | | | | | | | | | | | | | | | | | | | | | | | | | | | | | | | | | | | | | | | | | | |
| VL1128A1 | D6 BARBED CHECK VALVE | 1 | PZ | | | | | | | | | | | | | | | | | | | | | | | | | | | | | | | | | | | | | | | | | | | | | | | | | | | | | | | | | | | | | | | | | | | | | | | | | | | | | | | | | | | | | | | | | | | | | | | | | | | | | |
| VL1174C0 | D1.2 MM CALIBRATED NOZZLE | 1 | PZ | | | | | | | | | | | | | | | | | | | | | | | | | | | | | | | | | | | | | | | | | | | | | | | | | | | | | | | | | | | | | | | | | | | | | | | | | | | | | | | | | | | | | | | | | | | | | | | | | | | | | |
| VL1186A0 | 3 WAYS PLUS WASHING DISTRIBUTOR | 1 | PZ | | | | | | | | | | | | | | | | | | | | | | | | | | | | | | | | | | | | | | | | | | | | | | | | | | | | | | | | | | | | | | | | | | | | | | | | | | | | | | | | | | | | | | | | | | | | | | | | | | | | | |
| VL1190A0 | PLUS WASHING SYSTEM INLET DISTRIBUTOR | 1 | PZ | | | | | | | | | | | | | | | | | | | | | | | | | | | | | | | | | | | | | | | | | | | | | | | | | | | | | | | | | | | | | | | | | | | | | | | | | | | | | | | | | | | | | | | | | | | | | | | | | | | | | |
| VM2172A0 | PUMP-WITH-CI RCUIT LOCKING PIN | 1 | PZ | | | | | | | | | | | | | | | | | | | | | | | | | | | | | | | | | | | | | | | | | | | | | | | | | | | | | | | | | | | | | | | | | | | | | | | | | | | | | | | | | | | | | | | | | | | | | | | | | | | | | |
| Code | Description | Qty | UOM | | | | | | | | | | | | | | | | | | | | | | | | | | | | | | | | | | | | | | | | | | | | | | | | | | | | | | | | | | | | | | | | | | | | | | | | | | | | | | | | | | | | | | | | | | | | | | | | | | | | | |
| GN1526A0 | INT. D.=6.9 TH=1.8 O-RIN | 3 | PZ | | | | | | | | | | | | | | | | | | | | | | | | | | | | | | | | | | | | | | | | | | | | | | | | | | | | | | | | | | | | | | | | | | | | | | | | | | | | | | | | | | | | | | | | | | | | | | | | | | | | | |
| RC1019A0 | D=10 ELASTIC CLAMP | 4 | PZ | | | | | | | | | | | | | | | | | | | | | | | | | | | | | | | | | | | | | | | | | | | | | | | | | | | | | | | | | | | | | | | | | | | | | | | | | | | | | | | | | | | | | | | | | | | | | | | | | | | | | |
| RC1130A0 | 130X2,6 CLAM | 1 | PZ | | | | | | | | | | | | | | | | | | | | | | | | | | | | | | | | | | | | | | | | | | | | | | | | | | | | | | | | | | | | | | | | | | | | | | | | | | | | | | | | | | | | | | | | | | | | | | | | | | | | | |
| RC1131A0 | 200X2.6 BLACK CLAMP | 2 | PZ | | | | | | | | | | | | | | | | | | | | | | | | | | | | | | | | | | | | | | | | | | | | | | | | | | | | | | | | | | | | | | | | | | | | | | | | | | | | | | | | | | | | | | | | | | | | | | | | | | | | | |
| RC1242A0 | D=10 CLOSED CAP | 2 | PZ | | | | | | | | | | | | | | | | | | | | | | | | | | | | | | | | | | | | | | | | | | | | | | | | | | | | | | | | | | | | | | | | | | | | | | | | | | | | | | | | | | | | | | | | | | | | | | | | | | | | | |
| TB2820A0 | 6X10 EPDM PIPE FOR WASHING SYSTEM | 0.120 | M | | | | | | | | | | | | | | | | | | | | | | | | | | | | | | | | | | | | | | | | | | | | | | | | | | | | | | | | | | | | | | | | | | | | | | | | | | | | | | | | | | | | | | | | | | | | | | | | | | | | | |
| VL1019A0 | VIBRATION PUMP | 1 | PZ | | | | | | | | | | | | | | | | | | | | | | | | | | | | | | | | | | | | | | | | | | | | | | | | | | | | | | | | | | | | | | | | | | | | | | | | | | | | | | | | | | | | | | | | | | | | | | | | | | | | | |
| VL1128A1 | D6 BARBED CHECK VALVE | 1 | PZ | | | | | | | | | | | | | | | | | | | | | | | | | | | | | | | | | | | | | | | | | | | | | | | | | | | | | | | | | | | | | | | | | | | | | | | | | | | | | | | | | | | | | | | | | | | | | | | | | | | | | |
| VL1174C0 | D1.2 MM CALIBRATED NOZZLE | 1 | PZ | | | | | | | | | | | | | | | | | | | | | | | | | | | | | | | | | | | | | | | | | | | | | | | | | | | | | | | | | | | | | | | | | | | | | | | | | | | | | | | | | | | | | | | | | | | | | | | | | | | | | |
| VL1185A0 | 2 WAYS PLUS WASHING DISTRIBUTOR | 1 | PZ | | | | | | | | | | | | | | | | | | | | | | | | | | | | | | | | | | | | | | | | | | | | | | | | | | | | | | | | | | | | | | | | | | | | | | | | | | | | | | | | | | | | | | | | | | | | | | | | | | | | | |


| COMPONENT | | | SPARE PART | | | | | | | | | | | | | | | | | | | | | | | | | | | | | | | | | | | | | | | | | | | |
|-----------|--|---|------------|---------------------------------------|--|------|-------------|--|-----|----------|---------------------------------------|---------------------------|----|----------|--------------------------------|------------------------------------|----|----|----------|---|-------|----|----------|----------------|---|----|----------|-----------------------------------|---|----|----------|-----------------------|---|----|----------|---------------------------|---|----|----------|-------------------------------------|---|----|----------|--------------------------------|---|----|
| Code | Description | Image | Code | Description | Components list | | | | | | | | | | | | | | | | | | | | | | | | | | | | | | | | | | | | | | | | | |
| VL1019A | VIBRATION PUMP |  | KVL0683A | 1 ROTOR ARM PLUS WASH PUMP+NOZZLE KIT | <table border="1"> <thead> <tr> <th>Code</th> <th>Description</th> <th>Qty</th> <th>UOM</th> </tr> </thead> <tbody> <tr> <td>VL1190A0</td> <td>PLUS WASHING SYSTEM INLET DISTRIBUTOR</td> <td>1</td> <td>PZ</td> </tr> <tr> <td>VM2172A0</td> <td>PUMP-WITH-CI RCUIT LOCKING PIN</td> <td>1</td> <td>PZ</td> </tr> </tbody> </table> | Code | Description | Qty | UOM | VL1190A0 | PLUS WASHING SYSTEM INLET DISTRIBUTOR | 1 | PZ | VM2172A0 | PUMP-WITH-CI RCUIT LOCKING PIN | 1 | PZ | | | | | | | | | | | | | | | | | | | | | | | | | | | | | |
| | | | Code | Description | Qty | UOM | | | | | | | | | | | | | | | | | | | | | | | | | | | | | | | | | | | | | | | | |
| | | | VL1190A0 | PLUS WASHING SYSTEM INLET DISTRIBUTOR | 1 | PZ | | | | | | | | | | | | | | | | | | | | | | | | | | | | | | | | | | | | | | | | |
| VM2172A0 | PUMP-WITH-CI RCUIT LOCKING PIN | 1 | PZ | | | | | | | | | | | | | | | | | | | | | | | | | | | | | | | | | | | | | | | | | | | |
| KVL0682A | ONE+HOODS WASHING SYSTEM PUMP+NOZZLE KIT | <table border="1"> <thead> <tr> <th>Code</th> <th>Description</th> <th>Qty</th> <th>UOM</th> </tr> </thead> <tbody> <tr> <td>GN1526A0</td> <td>INT. D.=6.9 TH=1.8 O-RING</td> <td>1</td> <td>PZ</td> </tr> <tr> <td>RC1019A0</td> <td>D=10 ELASTIC CLAMP</td> <td>3</td> <td>PZ</td> </tr> <tr> <td>RC1242A0</td> <td>D=10 CLOSED CAP</td> <td>2</td> <td>PZ</td> </tr> <tr> <td>TB2820A0</td> <td>6X10 EPDM PIPE FOR WASHING SYSTEM</td> <td>0.120</td> <td>M</td> </tr> <tr> <td>VL1019A0</td> <td>VIBRATION PUMP</td> <td>1</td> <td>PZ</td> </tr> <tr> <td>VL1054B0</td> <td>ONE WASHING SYS INLET DISTRIBUTOR</td> <td>1</td> <td>PZ</td> </tr> <tr> <td>VL1128A1</td> <td>D6 BARBED CHECK VALVE</td> <td>2</td> <td>PZ</td> </tr> <tr> <td>VL1174C0</td> <td>D1.2 MM CALIBRATED NOZZLE</td> <td>1</td> <td>PZ</td> </tr> <tr> <td>VL1191A0</td> <td>ONE WASHING DISTRIBUTOR OUTLETS KIT</td> <td>1</td> <td>PZ</td> </tr> <tr> <td>VM2172A0</td> <td>PUMP-WITH-CI RCUIT LOCKING PIN</td> <td>1</td> <td>PZ</td> </tr> </tbody> </table> | Code | Description | Qty | UOM | GN1526A0 | INT. D.=6.9 TH=1.8 O-RING | 1 | PZ | RC1019A0 | D=10 ELASTIC CLAMP | 3 | PZ | RC1242A0 | D=10 CLOSED CAP | 2 | PZ | TB2820A0 | 6X10 EPDM PIPE FOR WASHING SYSTEM | 0.120 | M | VL1019A0 | VIBRATION PUMP | 1 | PZ | VL1054B0 | ONE WASHING SYS INLET DISTRIBUTOR | 1 | PZ | VL1128A1 | D6 BARBED CHECK VALVE | 2 | PZ | VL1174C0 | D1.2 MM CALIBRATED NOZZLE | 1 | PZ | VL1191A0 | ONE WASHING DISTRIBUTOR OUTLETS KIT | 1 | PZ | VM2172A0 | PUMP-WITH-CI RCUIT LOCKING PIN | 1 | PZ |
| Code | Description | Qty | UOM | | | | | | | | | | | | | | | | | | | | | | | | | | | | | | | | | | | | | | | | | | | |
| GN1526A0 | INT. D.=6.9 TH=1.8 O-RING | 1 | PZ | | | | | | | | | | | | | | | | | | | | | | | | | | | | | | | | | | | | | | | | | | | |
| RC1019A0 | D=10 ELASTIC CLAMP | 3 | PZ | | | | | | | | | | | | | | | | | | | | | | | | | | | | | | | | | | | | | | | | | | | |
| RC1242A0 | D=10 CLOSED CAP | 2 | PZ | | | | | | | | | | | | | | | | | | | | | | | | | | | | | | | | | | | | | | | | | | | |
| TB2820A0 | 6X10 EPDM PIPE FOR WASHING SYSTEM | 0.120 | M | | | | | | | | | | | | | | | | | | | | | | | | | | | | | | | | | | | | | | | | | | | |
| VL1019A0 | VIBRATION PUMP | 1 | PZ | | | | | | | | | | | | | | | | | | | | | | | | | | | | | | | | | | | | | | | | | | | |
| VL1054B0 | ONE WASHING SYS INLET DISTRIBUTOR | 1 | PZ | | | | | | | | | | | | | | | | | | | | | | | | | | | | | | | | | | | | | | | | | | | |
| VL1128A1 | D6 BARBED CHECK VALVE | 2 | PZ | | | | | | | | | | | | | | | | | | | | | | | | | | | | | | | | | | | | | | | | | | | |
| VL1174C0 | D1.2 MM CALIBRATED NOZZLE | 1 | PZ | | | | | | | | | | | | | | | | | | | | | | | | | | | | | | | | | | | | | | | | | | | |
| VL1191A0 | ONE WASHING DISTRIBUTOR OUTLETS KIT | 1 | PZ | | | | | | | | | | | | | | | | | | | | | | | | | | | | | | | | | | | | | | | | | | | |
| VM2172A0 | PUMP-WITH-CI RCUIT LOCKING PIN | 1 | PZ | | | | | | | | | | | | | | | | | | | | | | | | | | | | | | | | | | | | | | | | | | | |
| KVL0001A | LM TOP CLEANING SYSTEM KIT | <table border="1"> <thead> <tr> <th>Code</th> <th>Description</th> <th>Qty</th> <th>UOM</th> </tr> </thead> <tbody> <tr> <td>0H1226B0</td> <td>LINEMISSTOP WASHING SYTEM CIRCUIT COVE</td> <td>1</td> <td>PZ</td> </tr> <tr> <td>0H2143A0</td> <td>LAMIERA BLOCCA VNR VL1128</td> <td>2</td> <td>PZ</td> </tr> <tr> <td>EL1436B0</td> <td>JG D8-BARBED D6 NRV WATER SOLENOID</td> <td>1</td> <td>PZ</td> </tr> <tr> <td>GN1312A0</td> <td>RUBBER CABLE-PASSI NG DE=26 DI=15 SP=10</td> <td>1</td> <td>PZ</td> </tr> </tbody> </table> | Code | Description | Qty | UOM | 0H1226B0 | LINEMISSTOP WASHING SYTEM CIRCUIT COVE | 1 | PZ | 0H2143A0 | LAMIERA BLOCCA VNR VL1128 | 2 | PZ | EL1436B0 | JG D8-BARBED D6 NRV WATER SOLENOID | 1 | PZ | GN1312A0 | RUBBER CABLE-PASSI NG DE=26 DI=15 SP=10 | 1 | PZ | | | | | | | | | | | | | | | | | | | | | | | | |
| Code | Description | Qty | UOM | | | | | | | | | | | | | | | | | | | | | | | | | | | | | | | | | | | | | | | | | | | |
| 0H1226B0 | LINEMISSTOP WASHING SYTEM CIRCUIT COVE | 1 | PZ | | | | | | | | | | | | | | | | | | | | | | | | | | | | | | | | | | | | | | | | | | | |
| 0H2143A0 | LAMIERA BLOCCA VNR VL1128 | 2 | PZ | | | | | | | | | | | | | | | | | | | | | | | | | | | | | | | | | | | | | | | | | | | |
| EL1436B0 | JG D8-BARBED D6 NRV WATER SOLENOID | 1 | PZ | | | | | | | | | | | | | | | | | | | | | | | | | | | | | | | | | | | | | | | | | | | |
| GN1312A0 | RUBBER CABLE-PASSI NG DE=26 DI=15 SP=10 | 1 | PZ | | | | | | | | | | | | | | | | | | | | | | | | | | | | | | | | | | | | | | | | | | | |


| COMPONENT | | | SPARE PART | | | | | | | | | | | | | | | | | | | | | | | | | | | | | | | | | | | | | | | | | | | | | | | | | | | | | | | | | | | | | | | | | | | | | | | | | | | | | | | | | | |
|-----------|---|---|------------|----------------------------|--|------|-------------|-----|-----|----------|-----------------------------|---|----|----------|-----------------------|---|----|----------|--------------------|---|----|----------|----------------------------|---|----|----------|---------------------------------|-------|---|----------|--|-------|---|----------|--------------------------------------|---|----|----------|-------------------|---|----|----------|-----------------------------------|---|----|----------|---|---|----|----------|--|---|----|----------|--|---|----|----------|---|---|----|----------|--------------------------|---|----|----------|--------------------------|---|----|----------|--------------------------------------|---|----|----------|-----------------------------------|---|----|----------|--|---|----|----------|--------------------------------------|---|----|
| Code | Description | Image | Code | Description | Components list | | | | | | | | | | | | | | | | | | | | | | | | | | | | | | | | | | | | | | | | | | | | | | | | | | | | | | | | | | | | | | | | | | | | | | | | | | | | | | | | |
| VL1019A | VIBRATION PUMP |  | KVL0001A | LM TOP CLEANING SYSTEM KIT | <table border="1"> <thead> <tr> <th>Code</th> <th>Description</th> <th>Qty</th> <th>UOM</th> </tr> </thead> <tbody> <tr> <td>GN1526A0</td> <td>INT. D.=6.9 TH=1.8 O-RIN</td> <td>1</td> <td>PZ</td> </tr> <tr> <td>RC1019A0</td> <td>D=10 ELASTIC CLAMP</td> <td>5</td> <td>PZ</td> </tr> <tr> <td>RC1242A0</td> <td>D=10 CLOSED CAP</td> <td>2</td> <td>PZ</td> </tr> <tr> <td>RC1381A0</td> <td>BIFILAR PIPE CLIP D10.7</td> <td>3</td> <td>PZ</td> </tr> <tr> <td>TB2343A0</td> <td>9X6 PVC TRANSPAREN T PIPE</td> <td>1.650</td> <td>M</td> </tr> <tr> <td>TB2820A0</td> <td>6X10 EPDM PIPE FOR WASHING SYSTEM</td> <td>0.990</td> <td>M</td> </tr> <tr> <td>VI1220A1</td> <td>4,2X12 TCB SELF-TAPPIN G SCREW</td> <td>1</td> <td>PZ</td> </tr> <tr> <td>VL1019A0</td> <td>VIBRATION PUMP</td> <td>1</td> <td>PZ</td> </tr> <tr> <td>VL1041C0</td> <td>DETERGENT CAP WITH Ø12 HOLE</td> <td>1</td> <td>PZ</td> </tr> <tr> <td>VL1047A1</td> <td>D6 PIPE HOLDER - D6 J.G. TERMINAL</td> <td>1</td> <td>PZ</td> </tr> <tr> <td>VL1053B0</td> <td>ONE WASHING SYS EXT DISTRIBUTOR</td> <td>1</td> <td>PZ</td> </tr> <tr> <td>VL1054B0</td> <td>ONE WASHING SYS INLET DISTRIBUTOR</td> <td>1</td> <td>PZ</td> </tr> <tr> <td>VL1061A0</td> <td>HOLD DOWN WEIGHT+NET FILTER+NON- RET. V.</td> <td>1</td> <td>PZ</td> </tr> <tr> <td>VL1128A0</td> <td>D6 BARBED CHECK VALVE</td> <td>2</td> <td>PZ</td> </tr> <tr> <td>VL1128A1</td> <td>D6 BARBED CHECK VALVE</td> <td>2</td> <td>PZ</td> </tr> <tr> <td>VM1066A0</td> <td>SADDLE CLIP FOR CABLES PASSING</td> <td>3</td> <td>PZ</td> </tr> <tr> <td>VM1088A0</td> <td>NYLON CLICK CLAMP D7.9-D9.2</td> <td>1</td> <td>PZ</td> </tr> <tr> <td>VM1605A0</td> <td>CLIP TWIST LOCK DIAM. 10,2-12,7 MM</td> <td>1</td> <td>PZ</td> </tr> <tr> <td>VM2172A0</td> <td>PUMP-WITH-CI RCUIT LOCKING PIN</td> <td>1</td> <td>PZ</td> </tr> </tbody> </table> | Code | Description | Qty | UOM | GN1526A0 | INT. D.=6.9 TH=1.8 O-RIN | 1 | PZ | RC1019A0 | D=10 ELASTIC CLAMP | 5 | PZ | RC1242A0 | D=10 CLOSED CAP | 2 | PZ | RC1381A0 | BIFILAR PIPE CLIP D10.7 | 3 | PZ | TB2343A0 | 9X6 PVC TRANSPAREN T PIPE | 1.650 | M | TB2820A0 | 6X10 EPDM PIPE FOR WASHING SYSTEM | 0.990 | M | VI1220A1 | 4,2X12 TCB SELF-TAPPIN G SCREW | 1 | PZ | VL1019A0 | VIBRATION PUMP | 1 | PZ | VL1041C0 | DETERGENT CAP WITH Ø12 HOLE | 1 | PZ | VL1047A1 | D6 PIPE HOLDER - D6 J.G. TERMINAL | 1 | PZ | VL1053B0 | ONE WASHING SYS EXT DISTRIBUTOR | 1 | PZ | VL1054B0 | ONE WASHING SYS INLET DISTRIBUTOR | 1 | PZ | VL1061A0 | HOLD DOWN WEIGHT+NET FILTER+NON- RET. V. | 1 | PZ | VL1128A0 | D6 BARBED CHECK VALVE | 2 | PZ | VL1128A1 | D6 BARBED CHECK VALVE | 2 | PZ | VM1066A0 | SADDLE CLIP FOR CABLES PASSING | 3 | PZ | VM1088A0 | NYLON CLICK CLAMP D7.9-D9.2 | 1 | PZ | VM1605A0 | CLIP TWIST LOCK DIAM. 10,2-12,7 MM | 1 | PZ | VM2172A0 | PUMP-WITH-CI RCUIT LOCKING PIN | 1 | PZ |
| Code | Description | Qty | UOM | | | | | | | | | | | | | | | | | | | | | | | | | | | | | | | | | | | | | | | | | | | | | | | | | | | | | | | | | | | | | | | | | | | | | | | | | | | | | | | | | | |
| GN1526A0 | INT. D.=6.9 TH=1.8 O-RIN | 1 | PZ | | | | | | | | | | | | | | | | | | | | | | | | | | | | | | | | | | | | | | | | | | | | | | | | | | | | | | | | | | | | | | | | | | | | | | | | | | | | | | | | | | |
| RC1019A0 | D=10 ELASTIC CLAMP | 5 | PZ | | | | | | | | | | | | | | | | | | | | | | | | | | | | | | | | | | | | | | | | | | | | | | | | | | | | | | | | | | | | | | | | | | | | | | | | | | | | | | | | | | |
| RC1242A0 | D=10 CLOSED CAP | 2 | PZ | | | | | | | | | | | | | | | | | | | | | | | | | | | | | | | | | | | | | | | | | | | | | | | | | | | | | | | | | | | | | | | | | | | | | | | | | | | | | | | | | | |
| RC1381A0 | BIFILAR PIPE CLIP D10.7 | 3 | PZ | | | | | | | | | | | | | | | | | | | | | | | | | | | | | | | | | | | | | | | | | | | | | | | | | | | | | | | | | | | | | | | | | | | | | | | | | | | | | | | | | | |
| TB2343A0 | 9X6 PVC TRANSPAREN T PIPE | 1.650 | M | | | | | | | | | | | | | | | | | | | | | | | | | | | | | | | | | | | | | | | | | | | | | | | | | | | | | | | | | | | | | | | | | | | | | | | | | | | | | | | | | | |
| TB2820A0 | 6X10 EPDM PIPE FOR WASHING SYSTEM | 0.990 | M | | | | | | | | | | | | | | | | | | | | | | | | | | | | | | | | | | | | | | | | | | | | | | | | | | | | | | | | | | | | | | | | | | | | | | | | | | | | | | | | | | |
| VI1220A1 | 4,2X12 TCB SELF-TAPPIN G SCREW | 1 | PZ | | | | | | | | | | | | | | | | | | | | | | | | | | | | | | | | | | | | | | | | | | | | | | | | | | | | | | | | | | | | | | | | | | | | | | | | | | | | | | | | | | |
| VL1019A0 | VIBRATION PUMP | 1 | PZ | | | | | | | | | | | | | | | | | | | | | | | | | | | | | | | | | | | | | | | | | | | | | | | | | | | | | | | | | | | | | | | | | | | | | | | | | | | | | | | | | | |
| VL1041C0 | DETERGENT CAP WITH Ø12 HOLE | 1 | PZ | | | | | | | | | | | | | | | | | | | | | | | | | | | | | | | | | | | | | | | | | | | | | | | | | | | | | | | | | | | | | | | | | | | | | | | | | | | | | | | | | | |
| VL1047A1 | D6 PIPE HOLDER - D6 J.G. TERMINAL | 1 | PZ | | | | | | | | | | | | | | | | | | | | | | | | | | | | | | | | | | | | | | | | | | | | | | | | | | | | | | | | | | | | | | | | | | | | | | | | | | | | | | | | | | |
| VL1053B0 | ONE WASHING SYS EXT DISTRIBUTOR | 1 | PZ | | | | | | | | | | | | | | | | | | | | | | | | | | | | | | | | | | | | | | | | | | | | | | | | | | | | | | | | | | | | | | | | | | | | | | | | | | | | | | | | | | |
| VL1054B0 | ONE WASHING SYS INLET DISTRIBUTOR | 1 | PZ | | | | | | | | | | | | | | | | | | | | | | | | | | | | | | | | | | | | | | | | | | | | | | | | | | | | | | | | | | | | | | | | | | | | | | | | | | | | | | | | | | |
| VL1061A0 | HOLD DOWN WEIGHT+NET FILTER+NON- RET. V. | 1 | PZ | | | | | | | | | | | | | | | | | | | | | | | | | | | | | | | | | | | | | | | | | | | | | | | | | | | | | | | | | | | | | | | | | | | | | | | | | | | | | | | | | | |
| VL1128A0 | D6 BARBED CHECK VALVE | 2 | PZ | | | | | | | | | | | | | | | | | | | | | | | | | | | | | | | | | | | | | | | | | | | | | | | | | | | | | | | | | | | | | | | | | | | | | | | | | | | | | | | | | | |
| VL1128A1 | D6 BARBED CHECK VALVE | 2 | PZ | | | | | | | | | | | | | | | | | | | | | | | | | | | | | | | | | | | | | | | | | | | | | | | | | | | | | | | | | | | | | | | | | | | | | | | | | | | | | | | | | | |
| VM1066A0 | SADDLE CLIP FOR CABLES PASSING | 3 | PZ | | | | | | | | | | | | | | | | | | | | | | | | | | | | | | | | | | | | | | | | | | | | | | | | | | | | | | | | | | | | | | | | | | | | | | | | | | | | | | | | | | |
| VM1088A0 | NYLON CLICK CLAMP D7.9-D9.2 | 1 | PZ | | | | | | | | | | | | | | | | | | | | | | | | | | | | | | | | | | | | | | | | | | | | | | | | | | | | | | | | | | | | | | | | | | | | | | | | | | | | | | | | | | |
| VM1605A0 | CLIP TWIST LOCK DIAM. 10,2-12,7 MM | 1 | PZ | | | | | | | | | | | | | | | | | | | | | | | | | | | | | | | | | | | | | | | | | | | | | | | | | | | | | | | | | | | | | | | | | | | | | | | | | | | | | | | | | | |
| VM2172A0 | PUMP-WITH-CI RCUIT LOCKING PIN | 1 | PZ | | | | | | | | | | | | | | | | | | | | | | | | | | | | | | | | | | | | | | | | | | | | | | | | | | | | | | | | | | | | | | | | | | | | | | | | | | | | | | | | | | |


| COMPONENT | | | SPARE PART | | | | | | | | | | | | | | | | | | | | | | | | | | | | | | | | | | | | | | | | | | | | | | | | | | |
|-----------|--|---|------------|--|---|------|-------------|-----|-----|----------|--|----|----|----------|---|-------|----|----------|--------------------------|---|----|----------|------------------------------------|---|---|----------|-------------------------------------|---|---|----------|----------------------------------|---|----|----------|-----------------------------|---|----|----------|--|---|----|----------|---------------------------------|---|----|----------|-----------------------------|---|----|----------|--|-------|---|
| Code | Description | Image | Code | Description | Components list | | | | | | | | | | | | | | | | | | | | | | | | | | | | | | | | | | | | | | | | | | | | | | | | |
| GN1526A | INT. D.=6.9 TH=1.8 O-RING |  | KGN1526A | O-RING INT D6.9 THICK1.8 10PCS KIT | <table border="1"> <thead> <tr> <th>Code</th> <th>Description</th> <th>Qty</th> <th>UOM</th> </tr> </thead> <tbody> <tr> <td>GN1526A0</td> <td>INT. D.=6.9 TH=1.8 O-RIN</td> <td>10</td> <td>PZ</td> </tr> </tbody> </table> | Code | Description | Qty | UOM | GN1526A0 | INT. D.=6.9 TH=1.8 O-RIN | 10 | PZ | | | | | | | | | | | | | | | | | | | | | | | | | | | | | | | | | | | | | | | | |
| Code | Description | Qty | UOM | | | | | | | | | | | | | | | | | | | | | | | | | | | | | | | | | | | | | | | | | | | | | | | | | | |
| GN1526A0 | INT. D.=6.9 TH=1.8 O-RIN | 10 | PZ | | | | | | | | | | | | | | | | | | | | | | | | | | | | | | | | | | | | | | | | | | | | | | | | | | |
| RC1019A | D=10 ELASTIC CLAM |  | KRC1019A | Ø10 ZINC PLATED ELASTIC CLAMP 15 PCS KIT | <table border="1"> <thead> <tr> <th>Code</th> <th>Description</th> <th>Qty</th> <th>UOM</th> </tr> </thead> <tbody> <tr> <td>RC1019A0</td> <td>D=10 ELASTIC CLAMP</td> <td>17</td> <td>PZ</td> </tr> <tr> <td>VM1224A0</td> <td>65MY 220MM 2 COLOURS SHRINK TUBE</td> <td>0.200</td> <td>M</td> </tr> </tbody> </table> | Code | Description | Qty | UOM | RC1019A0 | D=10 ELASTIC CLAMP | 17 | PZ | VM1224A0 | 65MY 220MM 2 COLOURS SHRINK TUBE | 0.200 | M | | | | | | | | | | | | | | | | | | | | | | | | | | | | | | | | | | | | |
| Code | Description | Qty | UOM | | | | | | | | | | | | | | | | | | | | | | | | | | | | | | | | | | | | | | | | | | | | | | | | | | |
| RC1019A0 | D=10 ELASTIC CLAMP | 17 | PZ | | | | | | | | | | | | | | | | | | | | | | | | | | | | | | | | | | | | | | | | | | | | | | | | | | |
| VM1224A0 | 65MY 220MM 2 COLOURS SHRINK TUBE | 0.200 | M | | | | | | | | | | | | | | | | | | | | | | | | | | | | | | | | | | | | | | | | | | | | | | | | | | |
| VL1054B | ONE WASHING SYS INLET DISTRIBUTOR |  | KVL2618A | 2 ROTOR ARMS ONE CLEANING SYSTEM KIT | <table border="1"> <thead> <tr> <th>Code</th> <th>Description</th> <th>Qty</th> <th>UOM</th> </tr> </thead> <tbody> <tr> <td>0H2202A1</td> <td>ONE WASHING WITH STEAM VALVE SUPPORT</td> <td>2</td> <td>PZ</td> </tr> <tr> <td>CE1030A0</td> <td>FEMALE FASTON COVER 6.3X0.8 0.5-1MMQ</td> <td>4</td> <td>PZ</td> </tr> <tr> <td>CE1395A0</td> <td>6,3 X 0,8 IMALE FASTO</td> <td>2</td> <td>PZ</td> </tr> <tr> <td>CE1545A0</td> <td>BLUE UNIP AWG18 ST.3135 WIRE</td> <td>1</td> <td>M</td> </tr> <tr> <td>CE1570A0</td> <td>WHITE UNIP AWG18 ST.3135 WIRE</td> <td>1</td> <td>M</td> </tr> <tr> <td>CE1660A0</td> <td>6,3X0,8 FEMALE FASTON COVE</td> <td>4</td> <td>PZ</td> </tr> <tr> <td>CE1661A0</td> <td>MALE FASTON COVER 6,3X0,</td> <td>2</td> <td>PZ</td> </tr> <tr> <td>EL1020A1</td> <td>D8 INTERMEDIAT E T-SHAPED FITTING</td> <td>1</td> <td>PZ</td> </tr> <tr> <td>EL1440A0</td> <td>WATER SELF CLEANING VALVE</td> <td>2</td> <td>PZ</td> </tr> <tr> <td>GN1526A0</td> <td>INT. D.=6.9 TH=1.8 O-RIN</td> <td>6</td> <td>PZ</td> </tr> <tr> <td>IP1385A1</td> <td>CORNER POLYSTYREN E PACKING 110X80X2000</td> <td>0.500</td> <td>M</td> </tr> </tbody> </table> | Code | Description | Qty | UOM | 0H2202A1 | ONE WASHING WITH STEAM VALVE SUPPORT | 2 | PZ | CE1030A0 | FEMALE FASTON COVER 6.3X0.8 0.5-1MMQ | 4 | PZ | CE1395A0 | 6,3 X 0,8 IMALE FASTO | 2 | PZ | CE1545A0 | BLUE UNIP AWG18 ST.3135 WIRE | 1 | M | CE1570A0 | WHITE UNIP AWG18 ST.3135 WIRE | 1 | M | CE1660A0 | 6,3X0,8 FEMALE FASTON COVE | 4 | PZ | CE1661A0 | MALE FASTON COVER 6,3X0, | 2 | PZ | EL1020A1 | D8 INTERMEDIAT E T-SHAPED FITTING | 1 | PZ | EL1440A0 | WATER SELF CLEANING VALVE | 2 | PZ | GN1526A0 | INT. D.=6.9 TH=1.8 O-RIN | 6 | PZ | IP1385A1 | CORNER POLYSTYREN E PACKING 110X80X2000 | 0.500 | M |
| Code | Description | Qty | UOM | | | | | | | | | | | | | | | | | | | | | | | | | | | | | | | | | | | | | | | | | | | | | | | | | | |
| 0H2202A1 | ONE WASHING WITH STEAM VALVE SUPPORT | 2 | PZ | | | | | | | | | | | | | | | | | | | | | | | | | | | | | | | | | | | | | | | | | | | | | | | | | | |
| CE1030A0 | FEMALE FASTON COVER 6.3X0.8 0.5-1MMQ | 4 | PZ | | | | | | | | | | | | | | | | | | | | | | | | | | | | | | | | | | | | | | | | | | | | | | | | | | |
| CE1395A0 | 6,3 X 0,8 IMALE FASTO | 2 | PZ | | | | | | | | | | | | | | | | | | | | | | | | | | | | | | | | | | | | | | | | | | | | | | | | | | |
| CE1545A0 | BLUE UNIP AWG18 ST.3135 WIRE | 1 | M | | | | | | | | | | | | | | | | | | | | | | | | | | | | | | | | | | | | | | | | | | | | | | | | | | |
| CE1570A0 | WHITE UNIP AWG18 ST.3135 WIRE | 1 | M | | | | | | | | | | | | | | | | | | | | | | | | | | | | | | | | | | | | | | | | | | | | | | | | | | |
| CE1660A0 | 6,3X0,8 FEMALE FASTON COVE | 4 | PZ | | | | | | | | | | | | | | | | | | | | | | | | | | | | | | | | | | | | | | | | | | | | | | | | | | |
| CE1661A0 | MALE FASTON COVER 6,3X0, | 2 | PZ | | | | | | | | | | | | | | | | | | | | | | | | | | | | | | | | | | | | | | | | | | | | | | | | | | |
| EL1020A1 | D8 INTERMEDIAT E T-SHAPED FITTING | 1 | PZ | | | | | | | | | | | | | | | | | | | | | | | | | | | | | | | | | | | | | | | | | | | | | | | | | | |
| EL1440A0 | WATER SELF CLEANING VALVE | 2 | PZ | | | | | | | | | | | | | | | | | | | | | | | | | | | | | | | | | | | | | | | | | | | | | | | | | | |
| GN1526A0 | INT. D.=6.9 TH=1.8 O-RIN | 6 | PZ | | | | | | | | | | | | | | | | | | | | | | | | | | | | | | | | | | | | | | | | | | | | | | | | | | |
| IP1385A1 | CORNER POLYSTYREN E PACKING 110X80X2000 | 0.500 | M | | | | | | | | | | | | | | | | | | | | | | | | | | | | | | | | | | | | | | | | | | | | | | | | | | |


| COMPONENT | | | SPARE PART | | | | | | | | | | | | | | | | | | | | | | | | | | | | | | | | | | | | | | | | | | | | | | | | | | | | | | | | | | | | | | | | | | | | | | | | | | | | | | |
|-----------|--|---|------------|--|--|------|-------------|-----|-----|----------|-------------------------------------|---|----|----------|-----------------------|----|----|----------|--------------|---|----|----------|--------------------|---|----|----------|--|-------|---|----------|--|-------|---|----------|--------------------------------------|---|----|----------|-------------------|---|----|----------|---|---|----|----------|--|---|----|----------|--|---|----|----------|-----------------------------------|---|----|----------|--------------------------|---|----|----------|--------------------------------|---|----|----------|----------------------|---|----|----------|---------------------------------|---|----|----------|--|---|----|----------|--------------------------------------|---|----|
| Code | Description | Image | Code | Description | Components list | | | | | | | | | | | | | | | | | | | | | | | | | | | | | | | | | | | | | | | | | | | | | | | | | | | | | | | | | | | | | | | | | | | | | | | | | | | | |
| VL1054B | ONE WASHING SYS INLET DISTRIBUTOR |  | KVL2618A | 2 ROTOR ARMS ONE CLEANING SYSTEM KIT | <table border="1"> <thead> <tr> <th>Code</th> <th>Description</th> <th>Qty</th> <th>UOM</th> </tr> </thead> <tbody> <tr> <td>RC1018A0</td> <td>ZINC PLATED D12 ELASTIC CLAMP</td> <td>4</td> <td>PZ</td> </tr> <tr> <td>RC1019A0</td> <td>D=10 ELASTIC CLAMP</td> <td>31</td> <td>PZ</td> </tr> <tr> <td>RC1130A0</td> <td>130X2,6 CLAM</td> <td>4</td> <td>PZ</td> </tr> <tr> <td>RC1242A0</td> <td>D=10 CLOSED CAP</td> <td>4</td> <td>PZ</td> </tr> <tr> <td>TB2820A0</td> <td>6X10 EPDM PIPE FOR WASHING SYSTEM</td> <td>2.920</td> <td>M</td> </tr> <tr> <td>TB3132A0</td> <td>WHITE-BLUE EPDM TEXTILE BRAID HOSE 6X12</td> <td>1.340</td> <td>M</td> </tr> <tr> <td>VI1220A1</td> <td>4,2X12 TCB SELF-TAPPIN G SCREW</td> <td>2</td> <td>PZ</td> </tr> <tr> <td>VL1019A0</td> <td>VIBRATION PUMP</td> <td>2</td> <td>PZ</td> </tr> <tr> <td>VL1047A1</td> <td>D6 PIPE HOLDER - D8 J.G. TERMINAL</td> <td>2</td> <td>PZ</td> </tr> <tr> <td>VL1054B0</td> <td>ONE WASHING SYS INLET DISTRIBUTOR</td> <td>2</td> <td>PZ</td> </tr> <tr> <td>VL1102A1</td> <td>DETERGENT LINE FILTER + BARBED VNR 6 MM</td> <td>2</td> <td>PZ</td> </tr> <tr> <td>VL1127A1</td> <td>6MM BARBED T-SHAPED FITTING</td> <td>1</td> <td>PZ</td> </tr> <tr> <td>VL1128A1</td> <td>D6 BARBED CHECK VALVE</td> <td>4</td> <td>PZ</td> </tr> <tr> <td>VL1165A0</td> <td>BB6-AR6 STRAIGHT FITTING</td> <td>2</td> <td>PZ</td> </tr> <tr> <td>VL1166A0</td> <td>BB6-AR6 L FITTING</td> <td>2</td> <td>PZ</td> </tr> <tr> <td>VL1174C0</td> <td>D1.2 MM CALIBRATED NOZZLE</td> <td>2</td> <td>PZ</td> </tr> <tr> <td>VL1191A0</td> <td>ONE WASHING DISTRIBUTOR OUTLETS KIT</td> <td>2</td> <td>PZ</td> </tr> <tr> <td>VM2172A0</td> <td>PUMP-WITH-CI RCUIT LOCKING PIN</td> <td>4</td> <td>PZ</td> </tr> </tbody> </table> | Code | Description | Qty | UOM | RC1018A0 | ZINC PLATED D12 ELASTIC CLAMP | 4 | PZ | RC1019A0 | D=10 ELASTIC CLAMP | 31 | PZ | RC1130A0 | 130X2,6 CLAM | 4 | PZ | RC1242A0 | D=10 CLOSED CAP | 4 | PZ | TB2820A0 | 6X10 EPDM PIPE FOR WASHING SYSTEM | 2.920 | M | TB3132A0 | WHITE-BLUE EPDM TEXTILE BRAID HOSE 6X12 | 1.340 | M | VI1220A1 | 4,2X12 TCB SELF-TAPPIN G SCREW | 2 | PZ | VL1019A0 | VIBRATION PUMP | 2 | PZ | VL1047A1 | D6 PIPE HOLDER - D8 J.G. TERMINAL | 2 | PZ | VL1054B0 | ONE WASHING SYS INLET DISTRIBUTOR | 2 | PZ | VL1102A1 | DETERGENT LINE FILTER + BARBED VNR 6 MM | 2 | PZ | VL1127A1 | 6MM BARBED T-SHAPED FITTING | 1 | PZ | VL1128A1 | D6 BARBED CHECK VALVE | 4 | PZ | VL1165A0 | BB6-AR6 STRAIGHT FITTING | 2 | PZ | VL1166A0 | BB6-AR6 L FITTING | 2 | PZ | VL1174C0 | D1.2 MM CALIBRATED NOZZLE | 2 | PZ | VL1191A0 | ONE WASHING DISTRIBUTOR OUTLETS KIT | 2 | PZ | VM2172A0 | PUMP-WITH-CI RCUIT LOCKING PIN | 4 | PZ |
| Code | Description | Qty | UOM | | | | | | | | | | | | | | | | | | | | | | | | | | | | | | | | | | | | | | | | | | | | | | | | | | | | | | | | | | | | | | | | | | | | | | | | | | | | | | |
| RC1018A0 | ZINC PLATED D12 ELASTIC CLAMP | 4 | PZ | | | | | | | | | | | | | | | | | | | | | | | | | | | | | | | | | | | | | | | | | | | | | | | | | | | | | | | | | | | | | | | | | | | | | | | | | | | | | | |
| RC1019A0 | D=10 ELASTIC CLAMP | 31 | PZ | | | | | | | | | | | | | | | | | | | | | | | | | | | | | | | | | | | | | | | | | | | | | | | | | | | | | | | | | | | | | | | | | | | | | | | | | | | | | | |
| RC1130A0 | 130X2,6 CLAM | 4 | PZ | | | | | | | | | | | | | | | | | | | | | | | | | | | | | | | | | | | | | | | | | | | | | | | | | | | | | | | | | | | | | | | | | | | | | | | | | | | | | | |
| RC1242A0 | D=10 CLOSED CAP | 4 | PZ | | | | | | | | | | | | | | | | | | | | | | | | | | | | | | | | | | | | | | | | | | | | | | | | | | | | | | | | | | | | | | | | | | | | | | | | | | | | | | |
| TB2820A0 | 6X10 EPDM PIPE FOR WASHING SYSTEM | 2.920 | M | | | | | | | | | | | | | | | | | | | | | | | | | | | | | | | | | | | | | | | | | | | | | | | | | | | | | | | | | | | | | | | | | | | | | | | | | | | | | | |
| TB3132A0 | WHITE-BLUE EPDM TEXTILE BRAID HOSE 6X12 | 1.340 | M | | | | | | | | | | | | | | | | | | | | | | | | | | | | | | | | | | | | | | | | | | | | | | | | | | | | | | | | | | | | | | | | | | | | | | | | | | | | | | |
| VI1220A1 | 4,2X12 TCB SELF-TAPPIN G SCREW | 2 | PZ | | | | | | | | | | | | | | | | | | | | | | | | | | | | | | | | | | | | | | | | | | | | | | | | | | | | | | | | | | | | | | | | | | | | | | | | | | | | | | |
| VL1019A0 | VIBRATION PUMP | 2 | PZ | | | | | | | | | | | | | | | | | | | | | | | | | | | | | | | | | | | | | | | | | | | | | | | | | | | | | | | | | | | | | | | | | | | | | | | | | | | | | | |
| VL1047A1 | D6 PIPE HOLDER - D8 J.G. TERMINAL | 2 | PZ | | | | | | | | | | | | | | | | | | | | | | | | | | | | | | | | | | | | | | | | | | | | | | | | | | | | | | | | | | | | | | | | | | | | | | | | | | | | | | |
| VL1054B0 | ONE WASHING SYS INLET DISTRIBUTOR | 2 | PZ | | | | | | | | | | | | | | | | | | | | | | | | | | | | | | | | | | | | | | | | | | | | | | | | | | | | | | | | | | | | | | | | | | | | | | | | | | | | | | |
| VL1102A1 | DETERGENT LINE FILTER + BARBED VNR 6 MM | 2 | PZ | | | | | | | | | | | | | | | | | | | | | | | | | | | | | | | | | | | | | | | | | | | | | | | | | | | | | | | | | | | | | | | | | | | | | | | | | | | | | | |
| VL1127A1 | 6MM BARBED T-SHAPED FITTING | 1 | PZ | | | | | | | | | | | | | | | | | | | | | | | | | | | | | | | | | | | | | | | | | | | | | | | | | | | | | | | | | | | | | | | | | | | | | | | | | | | | | | |
| VL1128A1 | D6 BARBED CHECK VALVE | 4 | PZ | | | | | | | | | | | | | | | | | | | | | | | | | | | | | | | | | | | | | | | | | | | | | | | | | | | | | | | | | | | | | | | | | | | | | | | | | | | | | | |
| VL1165A0 | BB6-AR6 STRAIGHT FITTING | 2 | PZ | | | | | | | | | | | | | | | | | | | | | | | | | | | | | | | | | | | | | | | | | | | | | | | | | | | | | | | | | | | | | | | | | | | | | | | | | | | | | | |
| VL1166A0 | BB6-AR6 L FITTING | 2 | PZ | | | | | | | | | | | | | | | | | | | | | | | | | | | | | | | | | | | | | | | | | | | | | | | | | | | | | | | | | | | | | | | | | | | | | | | | | | | | | | |
| VL1174C0 | D1.2 MM CALIBRATED NOZZLE | 2 | PZ | | | | | | | | | | | | | | | | | | | | | | | | | | | | | | | | | | | | | | | | | | | | | | | | | | | | | | | | | | | | | | | | | | | | | | | | | | | | | | |
| VL1191A0 | ONE WASHING DISTRIBUTOR OUTLETS KIT | 2 | PZ | | | | | | | | | | | | | | | | | | | | | | | | | | | | | | | | | | | | | | | | | | | | | | | | | | | | | | | | | | | | | | | | | | | | | | | | | | | | | | |
| VM2172A0 | PUMP-WITH-CI RCUIT LOCKING PIN | 4 | PZ | | | | | | | | | | | | | | | | | | | | | | | | | | | | | | | | | | | | | | | | | | | | | | | | | | | | | | | | | | | | | | | | | | | | | | | | | | | | | | |


| COMPONENT | | | SPARE PART | | | | | | | | | | | | | | | | | | | | | | | | | | | | | | | | | | | | | | | | | | | | | | | | | | | | | | | | | | | | | | | | | | | | | | | | | | | | | | | | | | |
|-----------|--|---|------------|-------------------------------|---|-------------|-------------|-----|-----|----------|----------------------------|---|----|----------|---|---|----|----------|-----------------------------|---|----|----------|-------------------------------------|---|----|----------|-----------------------|----|----|----------|------------------------|---|----|----------|--------------------|---|----|----------|--|-------|---|----------|--|-------|---|----------|--------------------------------------|---|----|----------|-------------------|---|----|----------|---|---|----|----------|--|---|----|----------|--|---|----|----------|-----------------------------------|---|----|----------|--------------------------|---|----|----------|--------------------------------|---|----|----------|----------------------|---|----|----------|---------------------------------|---|----|
| Code | Description | Image | Code | Description | Components list | | | | | | | | | | | | | | | | | | | | | | | | | | | | | | | | | | | | | | | | | | | | | | | | | | | | | | | | | | | | | | | | | | | | | | | | | | | | | | | | |
| VL1054B | ONE WASHING SYS INLET DISTRIBUTOR |  | KVL1225A | US HOOD WASHING SYSTEM KIT | <table border="1"> <thead> <tr> <th>Code</th> <th>Description</th> <th>Qty</th> <th>UOM</th> </tr> </thead> <tbody> <tr> <td>0H2213A1</td> <td>HOOD WATER CIRCUIT PLAT</td> <td>1</td> <td>PZ</td> </tr> <tr> <td>EL1450A0</td> <td>US SELF-CLEANIN G WATER SOLENOID</td> <td>2</td> <td>PZ</td> </tr> <tr> <td>GN1526A0</td> <td>INT. D.=6.9 TH=1.8 O-RIN</td> <td>5</td> <td>PZ</td> </tr> <tr> <td>RC1018A0</td> <td>ZINC PLATED D12 ELASTIC CLAMP</td> <td>5</td> <td>PZ</td> </tr> <tr> <td>RC1019A0</td> <td>D=10 ELASTIC CLAMP</td> <td>16</td> <td>PZ</td> </tr> <tr> <td>RC1131A0</td> <td>200X2.6 BLACK CLAMP</td> <td>1</td> <td>PZ</td> </tr> <tr> <td>RC1242A0</td> <td>D=10 CLOSED CAP</td> <td>2</td> <td>PZ</td> </tr> <tr> <td>TB2820A0</td> <td>6X10 EPDM PIPE FOR WASHING SYSTEM</td> <td>2.240</td> <td>M</td> </tr> <tr> <td>TB3132A0</td> <td>WHITE-BLUE EPDM TEXTILE BRAID HOSE 6X12</td> <td>0.440</td> <td>M</td> </tr> <tr> <td>VH1220A1</td> <td>4,2X12 TCB SELF-TAPPIN G SCREW</td> <td>3</td> <td>PZ</td> </tr> <tr> <td>VL1019A0</td> <td>VIBRATION PUMP</td> <td>1</td> <td>PZ</td> </tr> <tr> <td>VL1047A1</td> <td>D6 PIPE HOLDER - D8 J.G. TERMINAL</td> <td>1</td> <td>PZ</td> </tr> <tr> <td>VL1054B0</td> <td>ONE WASHING SYS INLET DISTRIBUTOR</td> <td>1</td> <td>PZ</td> </tr> <tr> <td>VL1102A1</td> <td>DETERGENT LINE FILTER + BARBED VNR 6 MM</td> <td>1</td> <td>PZ</td> </tr> <tr> <td>VL1127A1</td> <td>6MM BARBED T-SHAPED FITTING</td> <td>1</td> <td>PZ</td> </tr> <tr> <td>VL1128A1</td> <td>D6 BARBED CHECK VALVE</td> <td>2</td> <td>PZ</td> </tr> <tr> <td>VL1165A0</td> <td>BB6-AR6 STRAIGHT FITTING</td> <td>2</td> <td>PZ</td> </tr> <tr> <td>VL1166A0</td> <td>BB6-AR6 L FITTING</td> <td>2</td> <td>PZ</td> </tr> <tr> <td>VL1174C0</td> <td>D1.2 MM CALIBRATED NOZZLE</td> <td>1</td> <td>PZ</td> </tr> </tbody> </table> | Code | Description | Qty | UOM | 0H2213A1 | HOOD WATER CIRCUIT PLAT | 1 | PZ | EL1450A0 | US SELF-CLEANIN G WATER SOLENOID | 2 | PZ | GN1526A0 | INT. D.=6.9 TH=1.8 O-RIN | 5 | PZ | RC1018A0 | ZINC PLATED D12 ELASTIC CLAMP | 5 | PZ | RC1019A0 | D=10 ELASTIC CLAMP | 16 | PZ | RC1131A0 | 200X2.6 BLACK CLAMP | 1 | PZ | RC1242A0 | D=10 CLOSED CAP | 2 | PZ | TB2820A0 | 6X10 EPDM PIPE FOR WASHING SYSTEM | 2.240 | M | TB3132A0 | WHITE-BLUE EPDM TEXTILE BRAID HOSE 6X12 | 0.440 | M | VH1220A1 | 4,2X12 TCB SELF-TAPPIN G SCREW | 3 | PZ | VL1019A0 | VIBRATION PUMP | 1 | PZ | VL1047A1 | D6 PIPE HOLDER - D8 J.G. TERMINAL | 1 | PZ | VL1054B0 | ONE WASHING SYS INLET DISTRIBUTOR | 1 | PZ | VL1102A1 | DETERGENT LINE FILTER + BARBED VNR 6 MM | 1 | PZ | VL1127A1 | 6MM BARBED T-SHAPED FITTING | 1 | PZ | VL1128A1 | D6 BARBED CHECK VALVE | 2 | PZ | VL1165A0 | BB6-AR6 STRAIGHT FITTING | 2 | PZ | VL1166A0 | BB6-AR6 L FITTING | 2 | PZ | VL1174C0 | D1.2 MM CALIBRATED NOZZLE | 1 | PZ |
| | | | | | Code | Description | Qty | UOM | | | | | | | | | | | | | | | | | | | | | | | | | | | | | | | | | | | | | | | | | | | | | | | | | | | | | | | | | | | | | | | | | | | | | | | | | | | | | |
| 0H2213A1 | HOOD WATER CIRCUIT PLAT | 1 | PZ | | | | | | | | | | | | | | | | | | | | | | | | | | | | | | | | | | | | | | | | | | | | | | | | | | | | | | | | | | | | | | | | | | | | | | | | | | | | | | | | | | |
| EL1450A0 | US SELF-CLEANIN G WATER SOLENOID | 2 | PZ | | | | | | | | | | | | | | | | | | | | | | | | | | | | | | | | | | | | | | | | | | | | | | | | | | | | | | | | | | | | | | | | | | | | | | | | | | | | | | | | | | |
| GN1526A0 | INT. D.=6.9 TH=1.8 O-RIN | 5 | PZ | | | | | | | | | | | | | | | | | | | | | | | | | | | | | | | | | | | | | | | | | | | | | | | | | | | | | | | | | | | | | | | | | | | | | | | | | | | | | | | | | | |
| RC1018A0 | ZINC PLATED D12 ELASTIC CLAMP | 5 | PZ | | | | | | | | | | | | | | | | | | | | | | | | | | | | | | | | | | | | | | | | | | | | | | | | | | | | | | | | | | | | | | | | | | | | | | | | | | | | | | | | | | |
| RC1019A0 | D=10 ELASTIC CLAMP | 16 | PZ | | | | | | | | | | | | | | | | | | | | | | | | | | | | | | | | | | | | | | | | | | | | | | | | | | | | | | | | | | | | | | | | | | | | | | | | | | | | | | | | | | |
| RC1131A0 | 200X2.6 BLACK CLAMP | 1 | PZ | | | | | | | | | | | | | | | | | | | | | | | | | | | | | | | | | | | | | | | | | | | | | | | | | | | | | | | | | | | | | | | | | | | | | | | | | | | | | | | | | | |
| RC1242A0 | D=10 CLOSED CAP | 2 | PZ | | | | | | | | | | | | | | | | | | | | | | | | | | | | | | | | | | | | | | | | | | | | | | | | | | | | | | | | | | | | | | | | | | | | | | | | | | | | | | | | | | |
| TB2820A0 | 6X10 EPDM PIPE FOR WASHING SYSTEM | 2.240 | M | | | | | | | | | | | | | | | | | | | | | | | | | | | | | | | | | | | | | | | | | | | | | | | | | | | | | | | | | | | | | | | | | | | | | | | | | | | | | | | | | | |
| TB3132A0 | WHITE-BLUE EPDM TEXTILE BRAID HOSE 6X12 | 0.440 | M | | | | | | | | | | | | | | | | | | | | | | | | | | | | | | | | | | | | | | | | | | | | | | | | | | | | | | | | | | | | | | | | | | | | | | | | | | | | | | | | | | |
| VH1220A1 | 4,2X12 TCB SELF-TAPPIN G SCREW | 3 | PZ | | | | | | | | | | | | | | | | | | | | | | | | | | | | | | | | | | | | | | | | | | | | | | | | | | | | | | | | | | | | | | | | | | | | | | | | | | | | | | | | | | |
| VL1019A0 | VIBRATION PUMP | 1 | PZ | | | | | | | | | | | | | | | | | | | | | | | | | | | | | | | | | | | | | | | | | | | | | | | | | | | | | | | | | | | | | | | | | | | | | | | | | | | | | | | | | | |
| VL1047A1 | D6 PIPE HOLDER - D8 J.G. TERMINAL | 1 | PZ | | | | | | | | | | | | | | | | | | | | | | | | | | | | | | | | | | | | | | | | | | | | | | | | | | | | | | | | | | | | | | | | | | | | | | | | | | | | | | | | | | |
| VL1054B0 | ONE WASHING SYS INLET DISTRIBUTOR | 1 | PZ | | | | | | | | | | | | | | | | | | | | | | | | | | | | | | | | | | | | | | | | | | | | | | | | | | | | | | | | | | | | | | | | | | | | | | | | | | | | | | | | | | |
| VL1102A1 | DETERGENT LINE FILTER + BARBED VNR 6 MM | 1 | PZ | | | | | | | | | | | | | | | | | | | | | | | | | | | | | | | | | | | | | | | | | | | | | | | | | | | | | | | | | | | | | | | | | | | | | | | | | | | | | | | | | | |
| VL1127A1 | 6MM BARBED T-SHAPED FITTING | 1 | PZ | | | | | | | | | | | | | | | | | | | | | | | | | | | | | | | | | | | | | | | | | | | | | | | | | | | | | | | | | | | | | | | | | | | | | | | | | | | | | | | | | | |
| VL1128A1 | D6 BARBED CHECK VALVE | 2 | PZ | | | | | | | | | | | | | | | | | | | | | | | | | | | | | | | | | | | | | | | | | | | | | | | | | | | | | | | | | | | | | | | | | | | | | | | | | | | | | | | | | | |
| VL1165A0 | BB6-AR6 STRAIGHT FITTING | 2 | PZ | | | | | | | | | | | | | | | | | | | | | | | | | | | | | | | | | | | | | | | | | | | | | | | | | | | | | | | | | | | | | | | | | | | | | | | | | | | | | | | | | | |
| VL1166A0 | BB6-AR6 L FITTING | 2 | PZ | | | | | | | | | | | | | | | | | | | | | | | | | | | | | | | | | | | | | | | | | | | | | | | | | | | | | | | | | | | | | | | | | | | | | | | | | | | | | | | | | | |
| VL1174C0 | D1.2 MM CALIBRATED NOZZLE | 1 | PZ | | | | | | | | | | | | | | | | | | | | | | | | | | | | | | | | | | | | | | | | | | | | | | | | | | | | | | | | | | | | | | | | | | | | | | | | | | | | | | | | | | |


| COMPONENT | | | SPARE PART | | | | | | | | | | | | | | | | | | | | | | | | | | | | | | | | | | | | | | | | | | | | | | | | | | | | | | | | | | | | | | | |
|-----------|--|--|------------|-------------------------------|--|------|-------------|---------------------------------|-----|----------|--|---------------------------------|----|----------|--|-----------------------------|----|----------|--------------------------------------|-------------------------------------|----|----|----------|-----------------------|----|----|----------|--------------------|---|----|----------|--|-------|---|----------|--|-------|---|----------|--------------------------------------|---|----|----------|-------------------|---|----|----------|---|---|----|----------|--|---|----|----------|--|---|----|----------|--------------------------|---|----|----------|--------------------------------|---|----|
| Code | Description | Image | Code | Description | Components list | | | | | | | | | | | | | | | | | | | | | | | | | | | | | | | | | | | | | | | | | | | | | | | | | | | | | | | | | | | | | |
| VL1054B | ONE WASHING SYS INLET DISTRIBUTOR |  | KVL1225A | US HOOD WASHING SYSTEM KIT | <table border="1"> <thead> <tr> <th>Code</th> <th>Description</th> <th>Qty</th> <th>UOM</th> </tr> </thead> <tbody> <tr> <td>VL1191A0</td> <td>ONE WASHING DISTRIBUTOR OUTLETS KIT</td> <td>1</td> <td>PZ</td> </tr> <tr> <td>VM1605A0</td> <td>CLIP TWIST LOCK DIAM. 10,2-12,7 MM</td> <td>2</td> <td>PZ</td> </tr> <tr> <td>VM2172A0</td> <td>PUMP-WITH-CI RCUIT LOCKING PIN</td> <td>5</td> <td>PZ</td> </tr> </tbody> </table> | Code | Description | Qty | UOM | VL1191A0 | ONE WASHING DISTRIBUTOR OUTLETS KIT | 1 | PZ | VM1605A0 | CLIP TWIST LOCK DIAM. 10,2-12,7 MM | 2 | PZ | VM2172A0 | PUMP-WITH-CI RCUIT LOCKING PIN | 5 | PZ | | | | | | | | | | | | | | | | | | | | | | | | | | | | | | | | | | | | | | | | | | | | | |
| | | | Code | Description | Qty | UOM | | | | | | | | | | | | | | | | | | | | | | | | | | | | | | | | | | | | | | | | | | | | | | | | | | | | | | | | | | | | |
| VL1191A0 | ONE WASHING DISTRIBUTOR OUTLETS KIT | 1 | PZ | | | | | | | | | | | | | | | | | | | | | | | | | | | | | | | | | | | | | | | | | | | | | | | | | | | | | | | | | | | | | | | |
| VM1605A0 | CLIP TWIST LOCK DIAM. 10,2-12,7 MM | 2 | PZ | | | | | | | | | | | | | | | | | | | | | | | | | | | | | | | | | | | | | | | | | | | | | | | | | | | | | | | | | | | | | | | |
| VM2172A0 | PUMP-WITH-CI RCUIT LOCKING PIN | 5 | PZ | | | | | | | | | | | | | | | | | | | | | | | | | | | | | | | | | | | | | | | | | | | | | | | | | | | | | | | | | | | | | | | |
| KVL1222A | EUR 0311 ONE PLUS CLEANING SYSTEM KIT | <table border="1"> <thead> <tr> <th>Code</th> <th>Description</th> <th>Qty</th> <th>UOM</th> </tr> </thead> <tbody> <tr> <td>0H2486A0</td> <td>0311 WASHING CIRCUIT PLAT</td> <td>1</td> <td>PZ</td> </tr> <tr> <td>EL1440A0</td> <td>WATER SELF CLEANING VALVE</td> <td>1</td> <td>PZ</td> </tr> <tr> <td>GN1526A0</td> <td>INT. D.=6.9 TH=1.8 O-RIN</td> <td>3</td> <td>PZ</td> </tr> <tr> <td>RC1018A0</td> <td>ZINC PLATED D12 ELASTIC CLAMP</td> <td>2</td> <td>PZ</td> </tr> <tr> <td>RC1019A0</td> <td>D=10 ELASTIC CLAMP</td> <td>14</td> <td>PZ</td> </tr> <tr> <td>RC1242A0</td> <td>D=10 CLOSED CAP</td> <td>2</td> <td>PZ</td> </tr> <tr> <td>TB2820A0</td> <td>6X10 EPDM PIPE FOR WASHING SYSTEM</td> <td>1.460</td> <td>M</td> </tr> <tr> <td>TB3132A0</td> <td>WHITE-BLUE EPDM TEXTILE BRAID HOSE 6X12</td> <td>0.670</td> <td>M</td> </tr> <tr> <td>VI1220A1</td> <td>4,2X12 TCB SELF-TAPPIN G SCREW</td> <td>4</td> <td>PZ</td> </tr> <tr> <td>VL1019A0</td> <td>VIBRATION PUMP</td> <td>1</td> <td>PZ</td> </tr> <tr> <td>VL1047A1</td> <td>D6 PIPE HOLDER - D8 J.G. TERMINAL</td> <td>1</td> <td>PZ</td> </tr> <tr> <td>VL1054B0</td> <td>ONE WASHING SYS INLET DISTRIBUTOR</td> <td>1</td> <td>PZ</td> </tr> <tr> <td>VL1102A1</td> <td>DETERGENT LINE FILTER + BARBED VNR 6 MM</td> <td>1</td> <td>PZ</td> </tr> <tr> <td>VL1128A1</td> <td>D6 BARBED CHECK VALVE</td> <td>2</td> <td>PZ</td> </tr> <tr> <td>VL1165A0</td> <td>BB6-AR6 STRAIGHT FITTING</td> <td>1</td> <td>PZ</td> </tr> </tbody> </table> | Code | Description | Qty | UOM | 0H2486A0 | 0311 WASHING CIRCUIT PLAT | 1 | PZ | EL1440A0 | WATER SELF CLEANING VALVE | 1 | PZ | GN1526A0 | INT. D.=6.9 TH=1.8 O-RIN | 3 | PZ | RC1018A0 | ZINC PLATED D12 ELASTIC CLAMP | 2 | PZ | RC1019A0 | D=10 ELASTIC CLAMP | 14 | PZ | RC1242A0 | D=10 CLOSED CAP | 2 | PZ | TB2820A0 | 6X10 EPDM PIPE FOR WASHING SYSTEM | 1.460 | M | TB3132A0 | WHITE-BLUE EPDM TEXTILE BRAID HOSE 6X12 | 0.670 | M | VI1220A1 | 4,2X12 TCB SELF-TAPPIN G SCREW | 4 | PZ | VL1019A0 | VIBRATION PUMP | 1 | PZ | VL1047A1 | D6 PIPE HOLDER - D8 J.G. TERMINAL | 1 | PZ | VL1054B0 | ONE WASHING SYS INLET DISTRIBUTOR | 1 | PZ | VL1102A1 | DETERGENT LINE FILTER + BARBED VNR 6 MM | 1 | PZ | VL1128A1 | D6 BARBED CHECK VALVE | 2 | PZ | VL1165A0 | BB6-AR6 STRAIGHT FITTING | 1 | PZ |
| Code | Description | Qty | UOM | | | | | | | | | | | | | | | | | | | | | | | | | | | | | | | | | | | | | | | | | | | | | | | | | | | | | | | | | | | | | | | |
| 0H2486A0 | 0311 WASHING CIRCUIT PLAT | 1 | PZ | | | | | | | | | | | | | | | | | | | | | | | | | | | | | | | | | | | | | | | | | | | | | | | | | | | | | | | | | | | | | | | |
| EL1440A0 | WATER SELF CLEANING VALVE | 1 | PZ | | | | | | | | | | | | | | | | | | | | | | | | | | | | | | | | | | | | | | | | | | | | | | | | | | | | | | | | | | | | | | | |
| GN1526A0 | INT. D.=6.9 TH=1.8 O-RIN | 3 | PZ | | | | | | | | | | | | | | | | | | | | | | | | | | | | | | | | | | | | | | | | | | | | | | | | | | | | | | | | | | | | | | | |
| RC1018A0 | ZINC PLATED D12 ELASTIC CLAMP | 2 | PZ | | | | | | | | | | | | | | | | | | | | | | | | | | | | | | | | | | | | | | | | | | | | | | | | | | | | | | | | | | | | | | | |
| RC1019A0 | D=10 ELASTIC CLAMP | 14 | PZ | | | | | | | | | | | | | | | | | | | | | | | | | | | | | | | | | | | | | | | | | | | | | | | | | | | | | | | | | | | | | | | |
| RC1242A0 | D=10 CLOSED CAP | 2 | PZ | | | | | | | | | | | | | | | | | | | | | | | | | | | | | | | | | | | | | | | | | | | | | | | | | | | | | | | | | | | | | | | |
| TB2820A0 | 6X10 EPDM PIPE FOR WASHING SYSTEM | 1.460 | M | | | | | | | | | | | | | | | | | | | | | | | | | | | | | | | | | | | | | | | | | | | | | | | | | | | | | | | | | | | | | | | |
| TB3132A0 | WHITE-BLUE EPDM TEXTILE BRAID HOSE 6X12 | 0.670 | M | | | | | | | | | | | | | | | | | | | | | | | | | | | | | | | | | | | | | | | | | | | | | | | | | | | | | | | | | | | | | | | |
| VI1220A1 | 4,2X12 TCB SELF-TAPPIN G SCREW | 4 | PZ | | | | | | | | | | | | | | | | | | | | | | | | | | | | | | | | | | | | | | | | | | | | | | | | | | | | | | | | | | | | | | | |
| VL1019A0 | VIBRATION PUMP | 1 | PZ | | | | | | | | | | | | | | | | | | | | | | | | | | | | | | | | | | | | | | | | | | | | | | | | | | | | | | | | | | | | | | | |
| VL1047A1 | D6 PIPE HOLDER - D8 J.G. TERMINAL | 1 | PZ | | | | | | | | | | | | | | | | | | | | | | | | | | | | | | | | | | | | | | | | | | | | | | | | | | | | | | | | | | | | | | | |
| VL1054B0 | ONE WASHING SYS INLET DISTRIBUTOR | 1 | PZ | | | | | | | | | | | | | | | | | | | | | | | | | | | | | | | | | | | | | | | | | | | | | | | | | | | | | | | | | | | | | | | |
| VL1102A1 | DETERGENT LINE FILTER + BARBED VNR 6 MM | 1 | PZ | | | | | | | | | | | | | | | | | | | | | | | | | | | | | | | | | | | | | | | | | | | | | | | | | | | | | | | | | | | | | | | |
| VL1128A1 | D6 BARBED CHECK VALVE | 2 | PZ | | | | | | | | | | | | | | | | | | | | | | | | | | | | | | | | | | | | | | | | | | | | | | | | | | | | | | | | | | | | | | | |
| VL1165A0 | BB6-AR6 STRAIGHT FITTING | 1 | PZ | | | | | | | | | | | | | | | | | | | | | | | | | | | | | | | | | | | | | | | | | | | | | | | | | | | | | | | | | | | | | | | |


| COMPONENT | | | SPARE PART | | | | | | | | | | | | | | | | | | | | | | | | | | | | | | | | | | | | | | | | | | | | | | | | | | | | | | | | | | | | | | | |
|-----------|--|---|------------|---|--|------|-------------|-----|-----|----------|----------------------|---|----|----------|---------------------------------|--|----|----------|--|-----------------------------|----|----------|--------------------------------------|-------------------------------------|----|----|----------|-----------------------|----|----|----------|--------------|---|----|----------|------------------------|---|----|----------|--------------------|---|----|----------|--|---|----|----------|--|-------|---|----------|--|-------|---|----------|--------------------------------------|---|----|----------|-------------------|---|----|----------|--|---|----|
| Code | Description | Image | Code | Description | Components list | | | | | | | | | | | | | | | | | | | | | | | | | | | | | | | | | | | | | | | | | | | | | | | | | | | | | | | | | | | | | |
| VL1054B | ONE WASHING SYS INLET DISTRIBUTOR |  | KVL1222A | EUR 0311 ONE PLUS CLEANING SYSTEM KIT | <table border="1"> <thead> <tr> <th>Code</th> <th>Description</th> <th>Qty</th> <th>UOM</th> </tr> </thead> <tbody> <tr> <td>VL1166A0</td> <td>BB6-AR6 L FITTING</td> <td>1</td> <td>PZ</td> </tr> <tr> <td>VL1174C0</td> <td>D1.2 MM CALIBRATED NOZZLE</td> <td>1</td> <td>PZ</td> </tr> <tr> <td>VL1191A0</td> <td>ONE WASHING DISTRIBUTOR OUTLETS KIT</td> <td>1</td> <td>PZ</td> </tr> <tr> <td>VM2172A0</td> <td>PUMP-WITH-CI RCUIT LOCKING PIN</td> <td>3</td> <td>PZ</td> </tr> </tbody> </table> | Code | Description | Qty | UOM | VL1166A0 | BB6-AR6 L FITTING | 1 | PZ | VL1174C0 | D1.2 MM CALIBRATED NOZZLE | 1 | PZ | VL1191A0 | ONE WASHING DISTRIBUTOR OUTLETS KIT | 1 | PZ | VM2172A0 | PUMP-WITH-CI RCUIT LOCKING PIN | 3 | PZ | | | | | | | | | | | | | | | | | | | | | | | | | | | | | | | | | | | | | | | | | |
| | | | Code | Description | Qty | UOM | | | | | | | | | | | | | | | | | | | | | | | | | | | | | | | | | | | | | | | | | | | | | | | | | | | | | | | | | | | | |
| VL1166A0 | BB6-AR6 L FITTING | 1 | PZ | | | | | | | | | | | | | | | | | | | | | | | | | | | | | | | | | | | | | | | | | | | | | | | | | | | | | | | | | | | | | | | |
| VL1174C0 | D1.2 MM CALIBRATED NOZZLE | 1 | PZ | | | | | | | | | | | | | | | | | | | | | | | | | | | | | | | | | | | | | | | | | | | | | | | | | | | | | | | | | | | | | | | |
| VL1191A0 | ONE WASHING DISTRIBUTOR OUTLETS KIT | 1 | PZ | | | | | | | | | | | | | | | | | | | | | | | | | | | | | | | | | | | | | | | | | | | | | | | | | | | | | | | | | | | | | | | |
| VM2172A0 | PUMP-WITH-CI RCUIT LOCKING PIN | 3 | PZ | | | | | | | | | | | | | | | | | | | | | | | | | | | | | | | | | | | | | | | | | | | | | | | | | | | | | | | | | | | | | | | |
| KVL1213A | US PLUS COMPACT WASHING SYSTEM KIT | <table border="1"> <thead> <tr> <th>Code</th> <th>Description</th> <th>Qty</th> <th>UOM</th> </tr> </thead> <tbody> <tr> <td>0H2428A0</td> <td></td> <td>1</td> <td>PZ</td> </tr> <tr> <td>EL1450A0</td> <td>US SELF-CLEANIN G WATER SOLENOID</td> <td>3</td> <td>PZ</td> </tr> <tr> <td>GN1312A0</td> <td>RUBBER CABLE-PASSI NG DE=26 DI=15 SP=10</td> <td>1</td> <td>PZ</td> </tr> <tr> <td>GN1526A0</td> <td>INT. D.=6.9 TH=1.8 O-RIN</td> <td>7</td> <td>PZ</td> </tr> <tr> <td>RC1018A0</td> <td>ZINC PLATED D12 ELASTIC CLAMP</td> <td>3</td> <td>PZ</td> </tr> <tr> <td>RC1019A0</td> <td>D=10 ELASTIC CLAMP</td> <td>14</td> <td>PZ</td> </tr> <tr> <td>RC1130A0</td> <td>130X2.6 CLAM</td> <td>1</td> <td>PZ</td> </tr> <tr> <td>RC1131A0</td> <td>200X2.6 BLACK CLAMP</td> <td>1</td> <td>PZ</td> </tr> <tr> <td>RC1242A0</td> <td>D=10 CLOSED CAP</td> <td>2</td> <td>PZ</td> </tr> <tr> <td>RC1356A0</td> <td>"STRAIGHT THREADED FEMALE END 8X1/4" BS</td> <td>1</td> <td>PZ</td> </tr> <tr> <td>TB2820A0</td> <td>6X10 EPDM PIPE FOR WASHING SYSTEM</td> <td>0.790</td> <td>M</td> </tr> <tr> <td>TB3132A0</td> <td>WHITE-BLUE EPDM TEXTILE BRAID HOSE 6X12</td> <td>1.400</td> <td>M</td> </tr> <tr> <td>VI1220A1</td> <td>4,2X12 TCB SELF-TAPPIN G SCREW</td> <td>3</td> <td>PZ</td> </tr> <tr> <td>VL1019A0</td> <td>VIBRATION PUMP</td> <td>1</td> <td>PZ</td> </tr> <tr> <td>VL1047A1</td> <td>D6 PIPE - D8 HOLDER - D8 J.G. TERMINAL</td> <td>1</td> <td>PZ</td> </tr> </tbody> </table> | Code | Description | Qty | UOM | 0H2428A0 | | 1 | PZ | EL1450A0 | US SELF-CLEANIN G WATER SOLENOID | 3 | PZ | GN1312A0 | RUBBER CABLE-PASSI NG DE=26 DI=15 SP=10 | 1 | PZ | GN1526A0 | INT. D.=6.9 TH=1.8 O-RIN | 7 | PZ | RC1018A0 | ZINC PLATED D12 ELASTIC CLAMP | 3 | PZ | RC1019A0 | D=10 ELASTIC CLAMP | 14 | PZ | RC1130A0 | 130X2.6 CLAM | 1 | PZ | RC1131A0 | 200X2.6 BLACK CLAMP | 1 | PZ | RC1242A0 | D=10 CLOSED CAP | 2 | PZ | RC1356A0 | "STRAIGHT THREADED FEMALE END 8X1/4" BS | 1 | PZ | TB2820A0 | 6X10 EPDM PIPE FOR WASHING SYSTEM | 0.790 | M | TB3132A0 | WHITE-BLUE EPDM TEXTILE BRAID HOSE 6X12 | 1.400 | M | VI1220A1 | 4,2X12 TCB SELF-TAPPIN G SCREW | 3 | PZ | VL1019A0 | VIBRATION PUMP | 1 | PZ | VL1047A1 | D6 PIPE - D8 HOLDER - D8 J.G. TERMINAL | 1 | PZ |
| Code | Description | Qty | UOM | | | | | | | | | | | | | | | | | | | | | | | | | | | | | | | | | | | | | | | | | | | | | | | | | | | | | | | | | | | | | | | |
| 0H2428A0 | | 1 | PZ | | | | | | | | | | | | | | | | | | | | | | | | | | | | | | | | | | | | | | | | | | | | | | | | | | | | | | | | | | | | | | | |
| EL1450A0 | US SELF-CLEANIN G WATER SOLENOID | 3 | PZ | | | | | | | | | | | | | | | | | | | | | | | | | | | | | | | | | | | | | | | | | | | | | | | | | | | | | | | | | | | | | | | |
| GN1312A0 | RUBBER CABLE-PASSI NG DE=26 DI=15 SP=10 | 1 | PZ | | | | | | | | | | | | | | | | | | | | | | | | | | | | | | | | | | | | | | | | | | | | | | | | | | | | | | | | | | | | | | | |
| GN1526A0 | INT. D.=6.9 TH=1.8 O-RIN | 7 | PZ | | | | | | | | | | | | | | | | | | | | | | | | | | | | | | | | | | | | | | | | | | | | | | | | | | | | | | | | | | | | | | | |
| RC1018A0 | ZINC PLATED D12 ELASTIC CLAMP | 3 | PZ | | | | | | | | | | | | | | | | | | | | | | | | | | | | | | | | | | | | | | | | | | | | | | | | | | | | | | | | | | | | | | | |
| RC1019A0 | D=10 ELASTIC CLAMP | 14 | PZ | | | | | | | | | | | | | | | | | | | | | | | | | | | | | | | | | | | | | | | | | | | | | | | | | | | | | | | | | | | | | | | |
| RC1130A0 | 130X2.6 CLAM | 1 | PZ | | | | | | | | | | | | | | | | | | | | | | | | | | | | | | | | | | | | | | | | | | | | | | | | | | | | | | | | | | | | | | | |
| RC1131A0 | 200X2.6 BLACK CLAMP | 1 | PZ | | | | | | | | | | | | | | | | | | | | | | | | | | | | | | | | | | | | | | | | | | | | | | | | | | | | | | | | | | | | | | | |
| RC1242A0 | D=10 CLOSED CAP | 2 | PZ | | | | | | | | | | | | | | | | | | | | | | | | | | | | | | | | | | | | | | | | | | | | | | | | | | | | | | | | | | | | | | | |
| RC1356A0 | "STRAIGHT THREADED FEMALE END 8X1/4" BS | 1 | PZ | | | | | | | | | | | | | | | | | | | | | | | | | | | | | | | | | | | | | | | | | | | | | | | | | | | | | | | | | | | | | | | |
| TB2820A0 | 6X10 EPDM PIPE FOR WASHING SYSTEM | 0.790 | M | | | | | | | | | | | | | | | | | | | | | | | | | | | | | | | | | | | | | | | | | | | | | | | | | | | | | | | | | | | | | | | |
| TB3132A0 | WHITE-BLUE EPDM TEXTILE BRAID HOSE 6X12 | 1.400 | M | | | | | | | | | | | | | | | | | | | | | | | | | | | | | | | | | | | | | | | | | | | | | | | | | | | | | | | | | | | | | | | |
| VI1220A1 | 4,2X12 TCB SELF-TAPPIN G SCREW | 3 | PZ | | | | | | | | | | | | | | | | | | | | | | | | | | | | | | | | | | | | | | | | | | | | | | | | | | | | | | | | | | | | | | | |
| VL1019A0 | VIBRATION PUMP | 1 | PZ | | | | | | | | | | | | | | | | | | | | | | | | | | | | | | | | | | | | | | | | | | | | | | | | | | | | | | | | | | | | | | | |
| VL1047A1 | D6 PIPE - D8 HOLDER - D8 J.G. TERMINAL | 1 | PZ | | | | | | | | | | | | | | | | | | | | | | | | | | | | | | | | | | | | | | | | | | | | | | | | | | | | | | | | | | | | | | | |


| COMPONENT | | | SPARE PART | | | | | | | | | | | | | | | | | | | | | | | | | | | | | | | | | | | | | | | | | | | |
|-----------|--|--|------------|--|--|------|-------------|-----|-----|----------|--|---------------------------------|----|----------|-------------------------------------|--|----|----------|--|-----------------------------|----|----------|--------------------------|-------------------------------------|----|----------|--------------------------------|-----------------------|----|----------|----------------------|--------------|----|----------|---------------------------------|------------------------|----|----------|---------------------------------------|--------------------|----|----------|--------------------------------------|--|----|----|
| Code | Description | Image | Code | Description | Components list | | | | | | | | | | | | | | | | | | | | | | | | | | | | | | | | | | | | | | | | | |
| VL1054B | ONE WASHING SYS INLET DISTRIBUTOR |  | KVL1213A | US PLUS COMPACT WASHING SYSTEM KIT | <table border="1"> <thead> <tr> <th>Code</th> <th>Description</th> <th>Qty</th> <th>UOM</th> </tr> </thead> <tbody> <tr> <td>VL1054B0</td> <td>ONE WASHING SYS INLET DISTRIBUTOR</td> <td>1</td> <td>PZ</td> </tr> <tr> <td>VL1065A1</td> <td>1/4 MALE N.O. PRESSURE SWITCH</td> <td>1</td> <td>PZ</td> </tr> <tr> <td>VL1102A1</td> <td>DETERGENT LINE FILTER + BARBED VNR 6 MM</td> <td>1</td> <td>PZ</td> </tr> <tr> <td>VL1128A1</td> <td>D6 BARBED CHECK VALVE</td> <td>2</td> <td>PZ</td> </tr> <tr> <td>VL1165A0</td> <td>BB6-AR6 STRAIGHT FITTING</td> <td>1</td> <td>PZ</td> </tr> <tr> <td>VL1166A0</td> <td>BB6-AR6 L FITTING</td> <td>3</td> <td>PZ</td> </tr> <tr> <td>VL1174C0</td> <td>D1.2 MM CALIBRATED NOZZLE</td> <td>1</td> <td>PZ</td> </tr> <tr> <td>VL1185A0</td> <td>2 WAYS PLUS WASHING DISTRIBUTOR</td> <td>1</td> <td>PZ</td> </tr> <tr> <td>VM2172A0</td> <td>PUMP-WITH-CI RCUIT LOCKING PIN</td> <td>6</td> <td>PZ</td> </tr> </tbody> </table> | Code | Description | Qty | UOM | VL1054B0 | ONE WASHING SYS INLET DISTRIBUTOR | 1 | PZ | VL1065A1 | 1/4 MALE N.O. PRESSURE SWITCH | 1 | PZ | VL1102A1 | DETERGENT LINE FILTER + BARBED VNR 6 MM | 1 | PZ | VL1128A1 | D6 BARBED CHECK VALVE | 2 | PZ | VL1165A0 | BB6-AR6 STRAIGHT FITTING | 1 | PZ | VL1166A0 | BB6-AR6 L FITTING | 3 | PZ | VL1174C0 | D1.2 MM CALIBRATED NOZZLE | 1 | PZ | VL1185A0 | 2 WAYS PLUS WASHING DISTRIBUTOR | 1 | PZ | VM2172A0 | PUMP-WITH-CI RCUIT LOCKING PIN | 6 | PZ | |
| | | | Code | Description | Qty | UOM | | | | | | | | | | | | | | | | | | | | | | | | | | | | | | | | | | | | | | | | |
| VL1054B0 | ONE WASHING SYS INLET DISTRIBUTOR | 1 | PZ | | | | | | | | | | | | | | | | | | | | | | | | | | | | | | | | | | | | | | | | | | | |
| VL1065A1 | 1/4 MALE N.O. PRESSURE SWITCH | 1 | PZ | | | | | | | | | | | | | | | | | | | | | | | | | | | | | | | | | | | | | | | | | | | |
| VL1102A1 | DETERGENT LINE FILTER + BARBED VNR 6 MM | 1 | PZ | | | | | | | | | | | | | | | | | | | | | | | | | | | | | | | | | | | | | | | | | | | |
| VL1128A1 | D6 BARBED CHECK VALVE | 2 | PZ | | | | | | | | | | | | | | | | | | | | | | | | | | | | | | | | | | | | | | | | | | | |
| VL1165A0 | BB6-AR6 STRAIGHT FITTING | 1 | PZ | | | | | | | | | | | | | | | | | | | | | | | | | | | | | | | | | | | | | | | | | | | |
| VL1166A0 | BB6-AR6 L FITTING | 3 | PZ | | | | | | | | | | | | | | | | | | | | | | | | | | | | | | | | | | | | | | | | | | | |
| VL1174C0 | D1.2 MM CALIBRATED NOZZLE | 1 | PZ | | | | | | | | | | | | | | | | | | | | | | | | | | | | | | | | | | | | | | | | | | | |
| VL1185A0 | 2 WAYS PLUS WASHING DISTRIBUTOR | 1 | PZ | | | | | | | | | | | | | | | | | | | | | | | | | | | | | | | | | | | | | | | | | | | |
| VM2172A0 | PUMP-WITH-CI RCUIT LOCKING PIN | 6 | PZ | | | | | | | | | | | | | | | | | | | | | | | | | | | | | | | | | | | | | | | | | | | |
| KVL1212A | EUR COMPACT PLUS CLEANING SYSTEM KIT | <table border="1"> <thead> <tr> <th>Code</th> <th>Description</th> <th>Qty</th> <th>UOM</th> </tr> </thead> <tbody> <tr> <td>0H2428A0</td> <td></td> <td>1</td> <td>PZ</td> </tr> <tr> <td>EL1440A0</td> <td>WATER SELF CLEANING VALVE</td> <td>3</td> <td>PZ</td> </tr> <tr> <td>GN1312A0</td> <td>RUBBER CABLE-PASSI NG DE=26 DI=15 SP=10</td> <td>1</td> <td>PZ</td> </tr> <tr> <td>GN1526A0</td> <td>INT. D.=6.9 TH=1.8 O-RIN</td> <td>7</td> <td>PZ</td> </tr> <tr> <td>RC1018A0</td> <td>ZINC PLATED D12 ELASTIC CLAMP</td> <td>3</td> <td>PZ</td> </tr> <tr> <td>RC1019A0</td> <td>D=10 ELASTIC CLAMP</td> <td>14</td> <td>PZ</td> </tr> <tr> <td>RC1130A0</td> <td>130X2,6 CLAM</td> <td>1</td> <td>PZ</td> </tr> <tr> <td>RC1131A0</td> <td>200X2.6 BLACK CLAMP</td> <td>1</td> <td>PZ</td> </tr> <tr> <td>RC1242A0</td> <td>D=10 CLOSED CAP</td> <td>2</td> <td>PZ</td> </tr> <tr> <td>RC1356A0</td> <td>"STRAIGHT THREADED FEMALE END 8X1/4" BS</td> <td>1</td> <td>PZ</td> </tr> </tbody> </table> | Code | Description | Qty | UOM | 0H2428A0 | | 1 | PZ | EL1440A0 | WATER SELF CLEANING VALVE | 3 | PZ | GN1312A0 | RUBBER CABLE-PASSI NG DE=26 DI=15 SP=10 | 1 | PZ | GN1526A0 | INT. D.=6.9 TH=1.8 O-RIN | 7 | PZ | RC1018A0 | ZINC PLATED D12 ELASTIC CLAMP | 3 | PZ | RC1019A0 | D=10 ELASTIC CLAMP | 14 | PZ | RC1130A0 | 130X2,6 CLAM | 1 | PZ | RC1131A0 | 200X2.6 BLACK CLAMP | 1 | PZ | RC1242A0 | D=10 CLOSED CAP | 2 | PZ | RC1356A0 | "STRAIGHT THREADED FEMALE END 8X1/4" BS | 1 | PZ |
| Code | Description | Qty | UOM | | | | | | | | | | | | | | | | | | | | | | | | | | | | | | | | | | | | | | | | | | | |
| 0H2428A0 | | 1 | PZ | | | | | | | | | | | | | | | | | | | | | | | | | | | | | | | | | | | | | | | | | | | |
| EL1440A0 | WATER SELF CLEANING VALVE | 3 | PZ | | | | | | | | | | | | | | | | | | | | | | | | | | | | | | | | | | | | | | | | | | | |
| GN1312A0 | RUBBER CABLE-PASSI NG DE=26 DI=15 SP=10 | 1 | PZ | | | | | | | | | | | | | | | | | | | | | | | | | | | | | | | | | | | | | | | | | | | |
| GN1526A0 | INT. D.=6.9 TH=1.8 O-RIN | 7 | PZ | | | | | | | | | | | | | | | | | | | | | | | | | | | | | | | | | | | | | | | | | | | |
| RC1018A0 | ZINC PLATED D12 ELASTIC CLAMP | 3 | PZ | | | | | | | | | | | | | | | | | | | | | | | | | | | | | | | | | | | | | | | | | | | |
| RC1019A0 | D=10 ELASTIC CLAMP | 14 | PZ | | | | | | | | | | | | | | | | | | | | | | | | | | | | | | | | | | | | | | | | | | | |
| RC1130A0 | 130X2,6 CLAM | 1 | PZ | | | | | | | | | | | | | | | | | | | | | | | | | | | | | | | | | | | | | | | | | | | |
| RC1131A0 | 200X2.6 BLACK CLAMP | 1 | PZ | | | | | | | | | | | | | | | | | | | | | | | | | | | | | | | | | | | | | | | | | | | |
| RC1242A0 | D=10 CLOSED CAP | 2 | PZ | | | | | | | | | | | | | | | | | | | | | | | | | | | | | | | | | | | | | | | | | | | |
| RC1356A0 | "STRAIGHT THREADED FEMALE END 8X1/4" BS | 1 | PZ | | | | | | | | | | | | | | | | | | | | | | | | | | | | | | | | | | | | | | | | | | | |


| COMPONENT | | | SPARE PART | | | | | | | | | | | | | | | | | | | | | | | | | | | | | | | | | | | | | | | | | | | | | | | | | | | | | | | | | | | | | | | | | | | | | | | | | | | | | | | | | | | | | |
|-----------|--|---|------------|--|---|------|-------------|-----|-----|----------|--|-------|---|----------|--|-------|---|----------|--------------------------------------|---|----|----------|-------------------|---|----|----------|---|---|----|----------|--|---|----|----------|-------------------------------------|---|----|----------|--|---|----|----------|--------------------------|---|----|----------|--------------------------------|---|----|----------|----------------------|---|----|----------|---------------------------------|---|----|----------|---------------------------------------|---|----|----------|--------------------------------------|---|----|----------|--|---|------|-------------|-----|-----|----------|--|---|----|----------|---------------------------------|---|----|----------|-----------------------------|---|----|----------|-------------------------------------|---|----|
| Code | Description | Image | Code | Description | Components list | | | | | | | | | | | | | | | | | | | | | | | | | | | | | | | | | | | | | | | | | | | | | | | | | | | | | | | | | | | | | | | | | | | | | | | | | | | | | | | | | | | |
| VL1054B | ONE WASHING SYS INLET DISTRIBUTOR |  | KVL1212A | EUR COMPACT PLUS CLEANING SYSTEM KIT | <table border="1"> <thead> <tr> <th>Code</th> <th>Description</th> <th>Qty</th> <th>UOM</th> </tr> </thead> <tbody> <tr> <td>TB2820A0</td> <td>6X10 EPDM PIPE FOR WASHING SYSTEM</td> <td>1.340</td> <td>M</td> </tr> <tr> <td>TB3132A0</td> <td>WHITE-BLUE EPDM TEXTILE BRAID HOSE 6X12</td> <td>1.400</td> <td>M</td> </tr> <tr> <td>VI1220A1</td> <td>4,2X12 TCB SELF-TAPPIN G SCREW</td> <td>3</td> <td>PZ</td> </tr> <tr> <td>VL1019A0</td> <td>VIBRATION PUMP</td> <td>1</td> <td>PZ</td> </tr> <tr> <td>VL1047A1</td> <td>D6 PIPE HOLDER - D8 J.G. TERMINAL</td> <td>1</td> <td>PZ</td> </tr> <tr> <td>VL1054B0</td> <td>ONE WASHING SYS INLET DISTRIBUTOR</td> <td>1</td> <td>PZ</td> </tr> <tr> <td>VL1065A1</td> <td>1/4 MALE N.O. PRESSURE SWITCH</td> <td>1</td> <td>PZ</td> </tr> <tr> <td>VL1102A1</td> <td>DETERGENT LINE FILTER + BARBED VNR 6 MM</td> <td>1</td> <td>PZ</td> </tr> <tr> <td>VL1128A1</td> <td>D6 BARBED CHECK VALVE</td> <td>2</td> <td>PZ</td> </tr> <tr> <td>VL1165A0</td> <td>BB6-AR6 STRAIGHT FITTING</td> <td>1</td> <td>PZ</td> </tr> <tr> <td>VL1166A0</td> <td>BB6-AR6 L FITTING</td> <td>3</td> <td>PZ</td> </tr> <tr> <td>VL1174C0</td> <td>D1.2 MM CALIBRATED NOZZLE</td> <td>1</td> <td>PZ</td> </tr> <tr> <td>VL1185A0</td> <td>2 WAYS PLUS WASHING DISTRIBUTOR</td> <td>1</td> <td>PZ</td> </tr> <tr> <td>VM2172A0</td> <td>PUMP-WITH-CI RCUIT LOCKING PIN</td> <td>6</td> <td>PZ</td> </tr> </tbody> </table> | Code | Description | Qty | UOM | TB2820A0 | 6X10 EPDM PIPE FOR WASHING SYSTEM | 1.340 | M | TB3132A0 | WHITE-BLUE EPDM TEXTILE BRAID HOSE 6X12 | 1.400 | M | VI1220A1 | 4,2X12 TCB SELF-TAPPIN G SCREW | 3 | PZ | VL1019A0 | VIBRATION PUMP | 1 | PZ | VL1047A1 | D6 PIPE HOLDER - D8 J.G. TERMINAL | 1 | PZ | VL1054B0 | ONE WASHING SYS INLET DISTRIBUTOR | 1 | PZ | VL1065A1 | 1/4 MALE N.O. PRESSURE SWITCH | 1 | PZ | VL1102A1 | DETERGENT LINE FILTER + BARBED VNR 6 MM | 1 | PZ | VL1128A1 | D6 BARBED CHECK VALVE | 2 | PZ | VL1165A0 | BB6-AR6 STRAIGHT FITTING | 1 | PZ | VL1166A0 | BB6-AR6 L FITTING | 3 | PZ | VL1174C0 | D1.2 MM CALIBRATED NOZZLE | 1 | PZ | VL1185A0 | 2 WAYS PLUS WASHING DISTRIBUTOR | 1 | PZ | VM2172A0 | PUMP-WITH-CI RCUIT LOCKING PIN | 6 | PZ | KVL1211A | ONE COMPACT AND 0523-EP WASH. SYSTEM KIT | <table border="1"> <thead> <tr> <th>Code</th> <th>Description</th> <th>Qty</th> <th>UOM</th> </tr> </thead> <tbody> <tr> <td>0H2427A0</td> <td></td> <td>1</td> <td>PZ</td> </tr> <tr> <td>EL1440A0</td> <td>WATER SELF CLEANING VALVE</td> <td>1</td> <td>PZ</td> </tr> <tr> <td>GN1526A0</td> <td>INT. D.=6.9 TH=1.8 O-RIN</td> <td>3</td> <td>PZ</td> </tr> <tr> <td>RC1018A0</td> <td>ZINC PLATED D12 ELASTIC CLAMP</td> <td>2</td> <td>PZ</td> </tr> </tbody> </table> | Code | Description | Qty | UOM | 0H2427A0 | | 1 | PZ | EL1440A0 | WATER SELF CLEANING VALVE | 1 | PZ | GN1526A0 | INT. D.=6.9 TH=1.8 O-RIN | 3 | PZ | RC1018A0 | ZINC PLATED D12 ELASTIC CLAMP | 2 | PZ |
| | | | Code | Description | Qty | UOM | | | | | | | | | | | | | | | | | | | | | | | | | | | | | | | | | | | | | | | | | | | | | | | | | | | | | | | | | | | | | | | | | | | | | | | | | | | | | | | | | | |
| TB2820A0 | 6X10 EPDM PIPE FOR WASHING SYSTEM | 1.340 | M | | | | | | | | | | | | | | | | | | | | | | | | | | | | | | | | | | | | | | | | | | | | | | | | | | | | | | | | | | | | | | | | | | | | | | | | | | | | | | | | | | | | | |
| TB3132A0 | WHITE-BLUE EPDM TEXTILE BRAID HOSE 6X12 | 1.400 | M | | | | | | | | | | | | | | | | | | | | | | | | | | | | | | | | | | | | | | | | | | | | | | | | | | | | | | | | | | | | | | | | | | | | | | | | | | | | | | | | | | | | | |
| VI1220A1 | 4,2X12 TCB SELF-TAPPIN G SCREW | 3 | PZ | | | | | | | | | | | | | | | | | | | | | | | | | | | | | | | | | | | | | | | | | | | | | | | | | | | | | | | | | | | | | | | | | | | | | | | | | | | | | | | | | | | | | |
| VL1019A0 | VIBRATION PUMP | 1 | PZ | | | | | | | | | | | | | | | | | | | | | | | | | | | | | | | | | | | | | | | | | | | | | | | | | | | | | | | | | | | | | | | | | | | | | | | | | | | | | | | | | | | | | |
| VL1047A1 | D6 PIPE HOLDER - D8 J.G. TERMINAL | 1 | PZ | | | | | | | | | | | | | | | | | | | | | | | | | | | | | | | | | | | | | | | | | | | | | | | | | | | | | | | | | | | | | | | | | | | | | | | | | | | | | | | | | | | | | |
| VL1054B0 | ONE WASHING SYS INLET DISTRIBUTOR | 1 | PZ | | | | | | | | | | | | | | | | | | | | | | | | | | | | | | | | | | | | | | | | | | | | | | | | | | | | | | | | | | | | | | | | | | | | | | | | | | | | | | | | | | | | | |
| VL1065A1 | 1/4 MALE N.O. PRESSURE SWITCH | 1 | PZ | | | | | | | | | | | | | | | | | | | | | | | | | | | | | | | | | | | | | | | | | | | | | | | | | | | | | | | | | | | | | | | | | | | | | | | | | | | | | | | | | | | | | |
| VL1102A1 | DETERGENT LINE FILTER + BARBED VNR 6 MM | 1 | PZ | | | | | | | | | | | | | | | | | | | | | | | | | | | | | | | | | | | | | | | | | | | | | | | | | | | | | | | | | | | | | | | | | | | | | | | | | | | | | | | | | | | | | |
| VL1128A1 | D6 BARBED CHECK VALVE | 2 | PZ | | | | | | | | | | | | | | | | | | | | | | | | | | | | | | | | | | | | | | | | | | | | | | | | | | | | | | | | | | | | | | | | | | | | | | | | | | | | | | | | | | | | | |
| VL1165A0 | BB6-AR6 STRAIGHT FITTING | 1 | PZ | | | | | | | | | | | | | | | | | | | | | | | | | | | | | | | | | | | | | | | | | | | | | | | | | | | | | | | | | | | | | | | | | | | | | | | | | | | | | | | | | | | | | |
| VL1166A0 | BB6-AR6 L FITTING | 3 | PZ | | | | | | | | | | | | | | | | | | | | | | | | | | | | | | | | | | | | | | | | | | | | | | | | | | | | | | | | | | | | | | | | | | | | | | | | | | | | | | | | | | | | | |
| VL1174C0 | D1.2 MM CALIBRATED NOZZLE | 1 | PZ | | | | | | | | | | | | | | | | | | | | | | | | | | | | | | | | | | | | | | | | | | | | | | | | | | | | | | | | | | | | | | | | | | | | | | | | | | | | | | | | | | | | | |
| VL1185A0 | 2 WAYS PLUS WASHING DISTRIBUTOR | 1 | PZ | | | | | | | | | | | | | | | | | | | | | | | | | | | | | | | | | | | | | | | | | | | | | | | | | | | | | | | | | | | | | | | | | | | | | | | | | | | | | | | | | | | | | |
| VM2172A0 | PUMP-WITH-CI RCUIT LOCKING PIN | 6 | PZ | | | | | | | | | | | | | | | | | | | | | | | | | | | | | | | | | | | | | | | | | | | | | | | | | | | | | | | | | | | | | | | | | | | | | | | | | | | | | | | | | | | | | |
| Code | Description | Qty | UOM | | | | | | | | | | | | | | | | | | | | | | | | | | | | | | | | | | | | | | | | | | | | | | | | | | | | | | | | | | | | | | | | | | | | | | | | | | | | | | | | | | | | | |
| 0H2427A0 | | 1 | PZ | | | | | | | | | | | | | | | | | | | | | | | | | | | | | | | | | | | | | | | | | | | | | | | | | | | | | | | | | | | | | | | | | | | | | | | | | | | | | | | | | | | | | |
| EL1440A0 | WATER SELF CLEANING VALVE | 1 | PZ | | | | | | | | | | | | | | | | | | | | | | | | | | | | | | | | | | | | | | | | | | | | | | | | | | | | | | | | | | | | | | | | | | | | | | | | | | | | | | | | | | | | | |
| GN1526A0 | INT. D.=6.9 TH=1.8 O-RIN | 3 | PZ | | | | | | | | | | | | | | | | | | | | | | | | | | | | | | | | | | | | | | | | | | | | | | | | | | | | | | | | | | | | | | | | | | | | | | | | | | | | | | | | | | | | | |
| RC1018A0 | ZINC PLATED D12 ELASTIC CLAMP | 2 | PZ | | | | | | | | | | | | | | | | | | | | | | | | | | | | | | | | | | | | | | | | | | | | | | | | | | | | | | | | | | | | | | | | | | | | | | | | | | | | | | | | | | | | | |

| COMPONENT | | | SPARE PART | | | | | | | | | | | | | | | | | | | | | | | | | | | | | | | | | | | | | | | | | | | | | | | | | | | | | | | | | | | | | | | | | | | | | | | | | | | | | | | | | | | | | | | | | |
|-----------|--|---|------------|--|--|------|-------------|-----|-----|----------|-----------------------|----|----|----------|--------------|---|----|----------|--------------------|---|----|----------|--|-------|---|----------|--|-------|---|----------|--------------------------------------|---|----|----------|-------------------|---|----|----------|---|---|----|----------|--|---|----|----------|--|---|----|----------|--------------------------|---|----|----------|--------------------------------|---|----|----------|----------------------|---|----|----------|---------------------------------|---|----|----------|--|---|----|----------|--------------------------------------|---|----|----------|--------------------------------------|---|------|-------------|-----|-----|----------|----------------------------|---|----|----------|---------------------------------|---|----|----------|-----------------------------|---|----|
| Code | Description | Image | Code | Description | Components list | | | | | | | | | | | | | | | | | | | | | | | | | | | | | | | | | | | | | | | | | | | | | | | | | | | | | | | | | | | | | | | | | | | | | | | | | | | | | | | | | | | | | | | |
| VL1054B | ONE WASHING SYS INLET DISTRIBUTOR |  | KVL1211A | ONE COMPACT AND 0523-EP WASH. SYSTEM KIT | <table border="1"> <thead> <tr> <th>Code</th> <th>Description</th> <th>Qty</th> <th>UOM</th> </tr> </thead> <tbody> <tr> <td>RC1019A0</td> <td>D=10 ELASTIC CLAMP</td> <td>14</td> <td>PZ</td> </tr> <tr> <td>RC1130A0</td> <td>130X2,6 CLAM</td> <td>1</td> <td>PZ</td> </tr> <tr> <td>RC1242A0</td> <td>D=10 CLOSED CAP</td> <td>2</td> <td>PZ</td> </tr> <tr> <td>TB2820A0</td> <td>6X10 EPDM PIPE FOR WASHING SYSTEM</td> <td>1.290</td> <td>M</td> </tr> <tr> <td>TB3132A0</td> <td>WHITE-BLUE EPDM TEXTILE BRAID HOSE 6X12</td> <td>0.670</td> <td>M</td> </tr> <tr> <td>VI1220A1</td> <td>4,2X12 TCB SELF-TAPPIN G SCREW</td> <td>4</td> <td>PZ</td> </tr> <tr> <td>VL1019A0</td> <td>VIBRATION PUMP</td> <td>1</td> <td>PZ</td> </tr> <tr> <td>VL1047A1</td> <td>D6 PIPE HOLDER - D8 J.G. TERMINAL</td> <td>1</td> <td>PZ</td> </tr> <tr> <td>VL1054B0</td> <td>ONE WASHING SYS INLET DISTRIBUTOR</td> <td>1</td> <td>PZ</td> </tr> <tr> <td>VL1102A1</td> <td>DETERGENT LINE FILTER + BARBED VNR 6 MM</td> <td>1</td> <td>PZ</td> </tr> <tr> <td>VL1128A1</td> <td>D6 BARBED CHECK VALVE</td> <td>2</td> <td>PZ</td> </tr> <tr> <td>VL1165A0</td> <td>BB6-AR6 STRAIGHT FITTING</td> <td>1</td> <td>PZ</td> </tr> <tr> <td>VL1166A0</td> <td>BB6-AR6 L FITTING</td> <td>1</td> <td>PZ</td> </tr> <tr> <td>VL1174C0</td> <td>D1.2 MM CALIBRATED NOZZLE</td> <td>1</td> <td>PZ</td> </tr> <tr> <td>VL1191A0</td> <td>ONE WASHING DISTRIBUTOR OUTLETS KIT</td> <td>1</td> <td>PZ</td> </tr> <tr> <td>VM2172A0</td> <td>PUMP-WITH-CI RCUIT LOCKING PIN</td> <td>3</td> <td>PZ</td> </tr> </tbody> </table> | Code | Description | Qty | UOM | RC1019A0 | D=10 ELASTIC CLAMP | 14 | PZ | RC1130A0 | 130X2,6 CLAM | 1 | PZ | RC1242A0 | D=10 CLOSED CAP | 2 | PZ | TB2820A0 | 6X10 EPDM PIPE FOR WASHING SYSTEM | 1.290 | M | TB3132A0 | WHITE-BLUE EPDM TEXTILE BRAID HOSE 6X12 | 0.670 | M | VI1220A1 | 4,2X12 TCB SELF-TAPPIN G SCREW | 4 | PZ | VL1019A0 | VIBRATION PUMP | 1 | PZ | VL1047A1 | D6 PIPE HOLDER - D8 J.G. TERMINAL | 1 | PZ | VL1054B0 | ONE WASHING SYS INLET DISTRIBUTOR | 1 | PZ | VL1102A1 | DETERGENT LINE FILTER + BARBED VNR 6 MM | 1 | PZ | VL1128A1 | D6 BARBED CHECK VALVE | 2 | PZ | VL1165A0 | BB6-AR6 STRAIGHT FITTING | 1 | PZ | VL1166A0 | BB6-AR6 L FITTING | 1 | PZ | VL1174C0 | D1.2 MM CALIBRATED NOZZLE | 1 | PZ | VL1191A0 | ONE WASHING DISTRIBUTOR OUTLETS KIT | 1 | PZ | VM2172A0 | PUMP-WITH-CI RCUIT LOCKING PIN | 3 | PZ | KVL1198A | MM EU HOOD CLEANING SYSTEM KIT | <table border="1"> <thead> <tr> <th>Code</th> <th>Description</th> <th>Qty</th> <th>UOM</th> </tr> </thead> <tbody> <tr> <td>0H2213A1</td> <td>HOOD WATER CIRCUIT PLAT</td> <td>1</td> <td>PZ</td> </tr> <tr> <td>EL1440A0</td> <td>WATER SELF CLEANING VALVE</td> <td>2</td> <td>PZ</td> </tr> <tr> <td>GN1526A0</td> <td>INT. D.=6.9 TH=1.8 O-RIN</td> <td>5</td> <td>PZ</td> </tr> </tbody> </table> | Code | Description | Qty | UOM | 0H2213A1 | HOOD WATER CIRCUIT PLAT | 1 | PZ | EL1440A0 | WATER SELF CLEANING VALVE | 2 | PZ | GN1526A0 | INT. D.=6.9 TH=1.8 O-RIN | 5 | PZ |
| | | | Code | Description | Qty | UOM | | | | | | | | | | | | | | | | | | | | | | | | | | | | | | | | | | | | | | | | | | | | | | | | | | | | | | | | | | | | | | | | | | | | | | | | | | | | | | | | | | | | | | |
| RC1019A0 | D=10 ELASTIC CLAMP | 14 | PZ | | | | | | | | | | | | | | | | | | | | | | | | | | | | | | | | | | | | | | | | | | | | | | | | | | | | | | | | | | | | | | | | | | | | | | | | | | | | | | | | | | | | | | | | | |
| RC1130A0 | 130X2,6 CLAM | 1 | PZ | | | | | | | | | | | | | | | | | | | | | | | | | | | | | | | | | | | | | | | | | | | | | | | | | | | | | | | | | | | | | | | | | | | | | | | | | | | | | | | | | | | | | | | | | |
| RC1242A0 | D=10 CLOSED CAP | 2 | PZ | | | | | | | | | | | | | | | | | | | | | | | | | | | | | | | | | | | | | | | | | | | | | | | | | | | | | | | | | | | | | | | | | | | | | | | | | | | | | | | | | | | | | | | | | |
| TB2820A0 | 6X10 EPDM PIPE FOR WASHING SYSTEM | 1.290 | M | | | | | | | | | | | | | | | | | | | | | | | | | | | | | | | | | | | | | | | | | | | | | | | | | | | | | | | | | | | | | | | | | | | | | | | | | | | | | | | | | | | | | | | | | |
| TB3132A0 | WHITE-BLUE EPDM TEXTILE BRAID HOSE 6X12 | 0.670 | M | | | | | | | | | | | | | | | | | | | | | | | | | | | | | | | | | | | | | | | | | | | | | | | | | | | | | | | | | | | | | | | | | | | | | | | | | | | | | | | | | | | | | | | | | |
| VI1220A1 | 4,2X12 TCB SELF-TAPPIN G SCREW | 4 | PZ | | | | | | | | | | | | | | | | | | | | | | | | | | | | | | | | | | | | | | | | | | | | | | | | | | | | | | | | | | | | | | | | | | | | | | | | | | | | | | | | | | | | | | | | | |
| VL1019A0 | VIBRATION PUMP | 1 | PZ | | | | | | | | | | | | | | | | | | | | | | | | | | | | | | | | | | | | | | | | | | | | | | | | | | | | | | | | | | | | | | | | | | | | | | | | | | | | | | | | | | | | | | | | | |
| VL1047A1 | D6 PIPE HOLDER - D8 J.G. TERMINAL | 1 | PZ | | | | | | | | | | | | | | | | | | | | | | | | | | | | | | | | | | | | | | | | | | | | | | | | | | | | | | | | | | | | | | | | | | | | | | | | | | | | | | | | | | | | | | | | | |
| VL1054B0 | ONE WASHING SYS INLET DISTRIBUTOR | 1 | PZ | | | | | | | | | | | | | | | | | | | | | | | | | | | | | | | | | | | | | | | | | | | | | | | | | | | | | | | | | | | | | | | | | | | | | | | | | | | | | | | | | | | | | | | | | |
| VL1102A1 | DETERGENT LINE FILTER + BARBED VNR 6 MM | 1 | PZ | | | | | | | | | | | | | | | | | | | | | | | | | | | | | | | | | | | | | | | | | | | | | | | | | | | | | | | | | | | | | | | | | | | | | | | | | | | | | | | | | | | | | | | | | |
| VL1128A1 | D6 BARBED CHECK VALVE | 2 | PZ | | | | | | | | | | | | | | | | | | | | | | | | | | | | | | | | | | | | | | | | | | | | | | | | | | | | | | | | | | | | | | | | | | | | | | | | | | | | | | | | | | | | | | | | | |
| VL1165A0 | BB6-AR6 STRAIGHT FITTING | 1 | PZ | | | | | | | | | | | | | | | | | | | | | | | | | | | | | | | | | | | | | | | | | | | | | | | | | | | | | | | | | | | | | | | | | | | | | | | | | | | | | | | | | | | | | | | | | |
| VL1166A0 | BB6-AR6 L FITTING | 1 | PZ | | | | | | | | | | | | | | | | | | | | | | | | | | | | | | | | | | | | | | | | | | | | | | | | | | | | | | | | | | | | | | | | | | | | | | | | | | | | | | | | | | | | | | | | | |
| VL1174C0 | D1.2 MM CALIBRATED NOZZLE | 1 | PZ | | | | | | | | | | | | | | | | | | | | | | | | | | | | | | | | | | | | | | | | | | | | | | | | | | | | | | | | | | | | | | | | | | | | | | | | | | | | | | | | | | | | | | | | | |
| VL1191A0 | ONE WASHING DISTRIBUTOR OUTLETS KIT | 1 | PZ | | | | | | | | | | | | | | | | | | | | | | | | | | | | | | | | | | | | | | | | | | | | | | | | | | | | | | | | | | | | | | | | | | | | | | | | | | | | | | | | | | | | | | | | | |
| VM2172A0 | PUMP-WITH-CI RCUIT LOCKING PIN | 3 | PZ | | | | | | | | | | | | | | | | | | | | | | | | | | | | | | | | | | | | | | | | | | | | | | | | | | | | | | | | | | | | | | | | | | | | | | | | | | | | | | | | | | | | | | | | | |
| Code | Description | Qty | UOM | | | | | | | | | | | | | | | | | | | | | | | | | | | | | | | | | | | | | | | | | | | | | | | | | | | | | | | | | | | | | | | | | | | | | | | | | | | | | | | | | | | | | | | | | |
| 0H2213A1 | HOOD WATER CIRCUIT PLAT | 1 | PZ | | | | | | | | | | | | | | | | | | | | | | | | | | | | | | | | | | | | | | | | | | | | | | | | | | | | | | | | | | | | | | | | | | | | | | | | | | | | | | | | | | | | | | | | | |
| EL1440A0 | WATER SELF CLEANING VALVE | 2 | PZ | | | | | | | | | | | | | | | | | | | | | | | | | | | | | | | | | | | | | | | | | | | | | | | | | | | | | | | | | | | | | | | | | | | | | | | | | | | | | | | | | | | | | | | | | |
| GN1526A0 | INT. D.=6.9 TH=1.8 O-RIN | 5 | PZ | | | | | | | | | | | | | | | | | | | | | | | | | | | | | | | | | | | | | | | | | | | | | | | | | | | | | | | | | | | | | | | | | | | | | | | | | | | | | | | | | | | | | | | | | |


| COMPONENT | | | SPARE PART | | | | | | | | | | | | | | | | | | | | | | | | | | | | | | | | | | | | | | | | | | | | | | | | | | | | | | | | | | | | | | | | | | | | | | | | | | | | | | | | | | |
|-----------|--|---|------------|--------------------------------------|---|------|-------------|-----|-----|----------|-------------------------------------|---|----|----------|-----------------------|----|----|----------|------------------------|---|----|----------|--------------------|---|----|----------|--|-------|---|----------|--|-------|---|----------|--------------------------------------|---|----|----------|-------------------|---|----|----------|---|---|----|----------|--|---|----|----------|--|---|----|----------|-----------------------------------|---|----|----------|--------------------------|---|----|----------|--------------------------------|---|----|----------|----------------------|---|----|----------|---------------------------------|---|----|----------|--|---|----|----------|--|---|----|----------|--------------------------------------|---|----|
| Code | Description | Image | Code | Description | Components list | | | | | | | | | | | | | | | | | | | | | | | | | | | | | | | | | | | | | | | | | | | | | | | | | | | | | | | | | | | | | | | | | | | | | | | | | | | | | | | | |
| VL1054B | ONE WASHING SYS INLET DISTRIBUTOR |  | KVL1198A | MM EU HOOD CLEANING SYSTEM KIT | <table border="1"> <thead> <tr> <th>Code</th> <th>Description</th> <th>Qty</th> <th>UOM</th> </tr> </thead> <tbody> <tr> <td>RC1018A0</td> <td>ZINC PLATED D12 ELASTIC CLAMP</td> <td>6</td> <td>PZ</td> </tr> <tr> <td>RC1019A0</td> <td>D=10 ELASTIC CLAMP</td> <td>16</td> <td>PZ</td> </tr> <tr> <td>RC1131A0</td> <td>200X2.6 BLACK CLAMP</td> <td>1</td> <td>PZ</td> </tr> <tr> <td>RC1242A0</td> <td>D=10 CLOSED CAP</td> <td>2</td> <td>PZ</td> </tr> <tr> <td>TB2820A0</td> <td>6X10 EPDM PIPE FOR WASHING SYSTEM</td> <td>2.240</td> <td>M</td> </tr> <tr> <td>TB3132A0</td> <td>WHITE-BLUE EPDM TEXTILE BRAID HOSE 6X12</td> <td>0.440</td> <td>M</td> </tr> <tr> <td>VI1220A1</td> <td>4,2X12 TCB SELF-TAPPIN G SCREW</td> <td>3</td> <td>PZ</td> </tr> <tr> <td>VL1019A0</td> <td>VIBRATION PUMP</td> <td>1</td> <td>PZ</td> </tr> <tr> <td>VL1047A1</td> <td>D6 PIPE HOLDER - D8 J.G. TERMINAL</td> <td>2</td> <td>PZ</td> </tr> <tr> <td>VL1054B0</td> <td>ONE WASHING SYS INLET DISTRIBUTOR</td> <td>1</td> <td>PZ</td> </tr> <tr> <td>VL1102A1</td> <td>DETERGENT LINE FILTER + BARBED VNR 6 MM</td> <td>1</td> <td>PZ</td> </tr> <tr> <td>VL1127A1</td> <td>6MM BARBED T-SHAPED FITTING</td> <td>1</td> <td>PZ</td> </tr> <tr> <td>VL1128A1</td> <td>D6 BARBED CHECK VALVE</td> <td>2</td> <td>PZ</td> </tr> <tr> <td>VL1165A0</td> <td>BB6-AR6 STRAIGHT FITTING</td> <td>2</td> <td>PZ</td> </tr> <tr> <td>VL1166A0</td> <td>BB6-AR6 L FITTING</td> <td>2</td> <td>PZ</td> </tr> <tr> <td>VL1174C0</td> <td>D1.2 MM CALIBRATED NOZZLE</td> <td>1</td> <td>PZ</td> </tr> <tr> <td>VL1191A0</td> <td>ONE WASHING DISTRIBUTOR OUTLETS KIT</td> <td>1</td> <td>PZ</td> </tr> <tr> <td>VM1605A0</td> <td>CLIP TWIST LOCK DIAM. 10,2-12,7 MM</td> <td>4</td> <td>PZ</td> </tr> <tr> <td>VM2172A0</td> <td>PUMP-WITH-CI RCUIT LOCKING PIN</td> <td>5</td> <td>PZ</td> </tr> </tbody> </table> | Code | Description | Qty | UOM | RC1018A0 | ZINC PLATED D12 ELASTIC CLAMP | 6 | PZ | RC1019A0 | D=10 ELASTIC CLAMP | 16 | PZ | RC1131A0 | 200X2.6 BLACK CLAMP | 1 | PZ | RC1242A0 | D=10 CLOSED CAP | 2 | PZ | TB2820A0 | 6X10 EPDM PIPE FOR WASHING SYSTEM | 2.240 | M | TB3132A0 | WHITE-BLUE EPDM TEXTILE BRAID HOSE 6X12 | 0.440 | M | VI1220A1 | 4,2X12 TCB SELF-TAPPIN G SCREW | 3 | PZ | VL1019A0 | VIBRATION PUMP | 1 | PZ | VL1047A1 | D6 PIPE HOLDER - D8 J.G. TERMINAL | 2 | PZ | VL1054B0 | ONE WASHING SYS INLET DISTRIBUTOR | 1 | PZ | VL1102A1 | DETERGENT LINE FILTER + BARBED VNR 6 MM | 1 | PZ | VL1127A1 | 6MM BARBED T-SHAPED FITTING | 1 | PZ | VL1128A1 | D6 BARBED CHECK VALVE | 2 | PZ | VL1165A0 | BB6-AR6 STRAIGHT FITTING | 2 | PZ | VL1166A0 | BB6-AR6 L FITTING | 2 | PZ | VL1174C0 | D1.2 MM CALIBRATED NOZZLE | 1 | PZ | VL1191A0 | ONE WASHING DISTRIBUTOR OUTLETS KIT | 1 | PZ | VM1605A0 | CLIP TWIST LOCK DIAM. 10,2-12,7 MM | 4 | PZ | VM2172A0 | PUMP-WITH-CI RCUIT LOCKING PIN | 5 | PZ |
| Code | Description | Qty | UOM | | | | | | | | | | | | | | | | | | | | | | | | | | | | | | | | | | | | | | | | | | | | | | | | | | | | | | | | | | | | | | | | | | | | | | | | | | | | | | | | | | |
| RC1018A0 | ZINC PLATED D12 ELASTIC CLAMP | 6 | PZ | | | | | | | | | | | | | | | | | | | | | | | | | | | | | | | | | | | | | | | | | | | | | | | | | | | | | | | | | | | | | | | | | | | | | | | | | | | | | | | | | | |
| RC1019A0 | D=10 ELASTIC CLAMP | 16 | PZ | | | | | | | | | | | | | | | | | | | | | | | | | | | | | | | | | | | | | | | | | | | | | | | | | | | | | | | | | | | | | | | | | | | | | | | | | | | | | | | | | | |
| RC1131A0 | 200X2.6 BLACK CLAMP | 1 | PZ | | | | | | | | | | | | | | | | | | | | | | | | | | | | | | | | | | | | | | | | | | | | | | | | | | | | | | | | | | | | | | | | | | | | | | | | | | | | | | | | | | |
| RC1242A0 | D=10 CLOSED CAP | 2 | PZ | | | | | | | | | | | | | | | | | | | | | | | | | | | | | | | | | | | | | | | | | | | | | | | | | | | | | | | | | | | | | | | | | | | | | | | | | | | | | | | | | | |
| TB2820A0 | 6X10 EPDM PIPE FOR WASHING SYSTEM | 2.240 | M | | | | | | | | | | | | | | | | | | | | | | | | | | | | | | | | | | | | | | | | | | | | | | | | | | | | | | | | | | | | | | | | | | | | | | | | | | | | | | | | | | |
| TB3132A0 | WHITE-BLUE EPDM TEXTILE BRAID HOSE 6X12 | 0.440 | M | | | | | | | | | | | | | | | | | | | | | | | | | | | | | | | | | | | | | | | | | | | | | | | | | | | | | | | | | | | | | | | | | | | | | | | | | | | | | | | | | | |
| VI1220A1 | 4,2X12 TCB SELF-TAPPIN G SCREW | 3 | PZ | | | | | | | | | | | | | | | | | | | | | | | | | | | | | | | | | | | | | | | | | | | | | | | | | | | | | | | | | | | | | | | | | | | | | | | | | | | | | | | | | | |
| VL1019A0 | VIBRATION PUMP | 1 | PZ | | | | | | | | | | | | | | | | | | | | | | | | | | | | | | | | | | | | | | | | | | | | | | | | | | | | | | | | | | | | | | | | | | | | | | | | | | | | | | | | | | |
| VL1047A1 | D6 PIPE HOLDER - D8 J.G. TERMINAL | 2 | PZ | | | | | | | | | | | | | | | | | | | | | | | | | | | | | | | | | | | | | | | | | | | | | | | | | | | | | | | | | | | | | | | | | | | | | | | | | | | | | | | | | | |
| VL1054B0 | ONE WASHING SYS INLET DISTRIBUTOR | 1 | PZ | | | | | | | | | | | | | | | | | | | | | | | | | | | | | | | | | | | | | | | | | | | | | | | | | | | | | | | | | | | | | | | | | | | | | | | | | | | | | | | | | | |
| VL1102A1 | DETERGENT LINE FILTER + BARBED VNR 6 MM | 1 | PZ | | | | | | | | | | | | | | | | | | | | | | | | | | | | | | | | | | | | | | | | | | | | | | | | | | | | | | | | | | | | | | | | | | | | | | | | | | | | | | | | | | |
| VL1127A1 | 6MM BARBED T-SHAPED FITTING | 1 | PZ | | | | | | | | | | | | | | | | | | | | | | | | | | | | | | | | | | | | | | | | | | | | | | | | | | | | | | | | | | | | | | | | | | | | | | | | | | | | | | | | | | |
| VL1128A1 | D6 BARBED CHECK VALVE | 2 | PZ | | | | | | | | | | | | | | | | | | | | | | | | | | | | | | | | | | | | | | | | | | | | | | | | | | | | | | | | | | | | | | | | | | | | | | | | | | | | | | | | | | |
| VL1165A0 | BB6-AR6 STRAIGHT FITTING | 2 | PZ | | | | | | | | | | | | | | | | | | | | | | | | | | | | | | | | | | | | | | | | | | | | | | | | | | | | | | | | | | | | | | | | | | | | | | | | | | | | | | | | | | |
| VL1166A0 | BB6-AR6 L FITTING | 2 | PZ | | | | | | | | | | | | | | | | | | | | | | | | | | | | | | | | | | | | | | | | | | | | | | | | | | | | | | | | | | | | | | | | | | | | | | | | | | | | | | | | | | |
| VL1174C0 | D1.2 MM CALIBRATED NOZZLE | 1 | PZ | | | | | | | | | | | | | | | | | | | | | | | | | | | | | | | | | | | | | | | | | | | | | | | | | | | | | | | | | | | | | | | | | | | | | | | | | | | | | | | | | | |
| VL1191A0 | ONE WASHING DISTRIBUTOR OUTLETS KIT | 1 | PZ | | | | | | | | | | | | | | | | | | | | | | | | | | | | | | | | | | | | | | | | | | | | | | | | | | | | | | | | | | | | | | | | | | | | | | | | | | | | | | | | | | |
| VM1605A0 | CLIP TWIST LOCK DIAM. 10,2-12,7 MM | 4 | PZ | | | | | | | | | | | | | | | | | | | | | | | | | | | | | | | | | | | | | | | | | | | | | | | | | | | | | | | | | | | | | | | | | | | | | | | | | | | | | | | | | | |
| VM2172A0 | PUMP-WITH-CI RCUIT LOCKING PIN | 5 | PZ | | | | | | | | | | | | | | | | | | | | | | | | | | | | | | | | | | | | | | | | | | | | | | | | | | | | | | | | | | | | | | | | | | | | | | | | | | | | | | | | | | |

| COMPONENT | | | SPARE PART | | | | | | | | | | | | | | | | | | | | | | | | | | | | | | | | | | | | | | | | | | | | | | | | | | | | | | | | | | | | | | | | | | | | | | | | | | | | | | | | | | |
|-----------|--|---|------------|---|--|------|-------------|-----|-----|----------|---------------------------------|---|----|----------|--|---|----|----------|---------------------------------|---|----|----------|-----------------------------|---|----|----------|-------------------------------------|---|----|----------|-----------------------|----|----|----------|--------------|---|----|----------|--------------------|---|----|----------|--|-------|---|----------|--|-------|---|----------|--------------------------------------|---|----|----------|-------------------|---|----|----------|---|---|----|----------|--|---|----|----------|--|---|----|----------|--------------------------|---|----|----------|--------------------------|---|----|----------|--------------------------------|---|----|----------|----------------------|---|----|
| Code | Description | Image | Code | Description | Components list | | | | | | | | | | | | | | | | | | | | | | | | | | | | | | | | | | | | | | | | | | | | | | | | | | | | | | | | | | | | | | | | | | | | | | | | | | | | | | | | |
| VL1054B | ONE WASHING SYS INLET DISTRIBUTOR |  | KVL1182A | ONE CLEANING SYSTEM KIT (0311 EXC.) | <table border="1"> <thead> <tr> <th>Code</th> <th>Description</th> <th>Qty</th> <th>UOM</th> </tr> </thead> <tbody> <tr> <td>0H2143A0</td> <td>LAMIERA BLOCCA VNR VL1128</td> <td>2</td> <td>PZ</td> </tr> <tr> <td>0H2202A1</td> <td>ONE WASHING WITH STEAM VALVE SUPPORT</td> <td>1</td> <td>PZ</td> </tr> <tr> <td>EL1440A0</td> <td>WATER SELF CLEANING VALVE</td> <td>1</td> <td>PZ</td> </tr> <tr> <td>GN1526A0</td> <td>INT. D.=6.9 TH=1.8 O-RIN</td> <td>3</td> <td>PZ</td> </tr> <tr> <td>RC1018A0</td> <td>ZINC PLATED D12 ELASTIC CLAMP</td> <td>1</td> <td>PZ</td> </tr> <tr> <td>RC1019A0</td> <td>D=10 ELASTIC CLAMP</td> <td>14</td> <td>PZ</td> </tr> <tr> <td>RC1130A0</td> <td>130X2,6 CLAM</td> <td>2</td> <td>PZ</td> </tr> <tr> <td>RC1242A0</td> <td>D=10 CLOSED CAP</td> <td>2</td> <td>PZ</td> </tr> <tr> <td>TB2820A0</td> <td>6X10 EPDM PIPE FOR WASHING SYSTEM</td> <td>1.410</td> <td>M</td> </tr> <tr> <td>TB3132A0</td> <td>WHITE-BLUE EPDM TEXTILE BRAID HOSE 6X12</td> <td>0.670</td> <td>M</td> </tr> <tr> <td>VI1220A1</td> <td>4,2X12 TCB SELF-TAPPIN G SCREW</td> <td>1</td> <td>PZ</td> </tr> <tr> <td>VL1019A0</td> <td>VIBRATION PUMP</td> <td>1</td> <td>PZ</td> </tr> <tr> <td>VL1047A1</td> <td>D6 PIPE HOLDER - D8 J.G. TERMINAL</td> <td>1</td> <td>PZ</td> </tr> <tr> <td>VL1054B0</td> <td>ONE WASHING SYS INLET DISTRIBUTOR</td> <td>1</td> <td>PZ</td> </tr> <tr> <td>VL1102A1</td> <td>DETERGENT LINE FILTER + BARBED VNR 6 MM</td> <td>1</td> <td>PZ</td> </tr> <tr> <td>VL1128A0</td> <td>D6 BARBED CHECK VALVE</td> <td>2</td> <td>PZ</td> </tr> <tr> <td>VL1128A1</td> <td>D6 BARBED CHECK VALVE</td> <td>2</td> <td>PZ</td> </tr> <tr> <td>VL1165A0</td> <td>BB6-AR6 STRAIGHT FITTING</td> <td>1</td> <td>PZ</td> </tr> <tr> <td>VL1166A0</td> <td>BB6-AR6 L FITTING</td> <td>1</td> <td>PZ</td> </tr> </tbody> </table> | Code | Description | Qty | UOM | 0H2143A0 | LAMIERA BLOCCA VNR VL1128 | 2 | PZ | 0H2202A1 | ONE WASHING WITH STEAM VALVE SUPPORT | 1 | PZ | EL1440A0 | WATER SELF CLEANING VALVE | 1 | PZ | GN1526A0 | INT. D.=6.9 TH=1.8 O-RIN | 3 | PZ | RC1018A0 | ZINC PLATED D12 ELASTIC CLAMP | 1 | PZ | RC1019A0 | D=10 ELASTIC CLAMP | 14 | PZ | RC1130A0 | 130X2,6 CLAM | 2 | PZ | RC1242A0 | D=10 CLOSED CAP | 2 | PZ | TB2820A0 | 6X10 EPDM PIPE FOR WASHING SYSTEM | 1.410 | M | TB3132A0 | WHITE-BLUE EPDM TEXTILE BRAID HOSE 6X12 | 0.670 | M | VI1220A1 | 4,2X12 TCB SELF-TAPPIN G SCREW | 1 | PZ | VL1019A0 | VIBRATION PUMP | 1 | PZ | VL1047A1 | D6 PIPE HOLDER - D8 J.G. TERMINAL | 1 | PZ | VL1054B0 | ONE WASHING SYS INLET DISTRIBUTOR | 1 | PZ | VL1102A1 | DETERGENT LINE FILTER + BARBED VNR 6 MM | 1 | PZ | VL1128A0 | D6 BARBED CHECK VALVE | 2 | PZ | VL1128A1 | D6 BARBED CHECK VALVE | 2 | PZ | VL1165A0 | BB6-AR6 STRAIGHT FITTING | 1 | PZ | VL1166A0 | BB6-AR6 L FITTING | 1 | PZ |
| Code | Description | Qty | UOM | | | | | | | | | | | | | | | | | | | | | | | | | | | | | | | | | | | | | | | | | | | | | | | | | | | | | | | | | | | | | | | | | | | | | | | | | | | | | | | | | | |
| 0H2143A0 | LAMIERA BLOCCA VNR VL1128 | 2 | PZ | | | | | | | | | | | | | | | | | | | | | | | | | | | | | | | | | | | | | | | | | | | | | | | | | | | | | | | | | | | | | | | | | | | | | | | | | | | | | | | | | | |
| 0H2202A1 | ONE WASHING WITH STEAM VALVE SUPPORT | 1 | PZ | | | | | | | | | | | | | | | | | | | | | | | | | | | | | | | | | | | | | | | | | | | | | | | | | | | | | | | | | | | | | | | | | | | | | | | | | | | | | | | | | | |
| EL1440A0 | WATER SELF CLEANING VALVE | 1 | PZ | | | | | | | | | | | | | | | | | | | | | | | | | | | | | | | | | | | | | | | | | | | | | | | | | | | | | | | | | | | | | | | | | | | | | | | | | | | | | | | | | | |
| GN1526A0 | INT. D.=6.9 TH=1.8 O-RIN | 3 | PZ | | | | | | | | | | | | | | | | | | | | | | | | | | | | | | | | | | | | | | | | | | | | | | | | | | | | | | | | | | | | | | | | | | | | | | | | | | | | | | | | | | |
| RC1018A0 | ZINC PLATED D12 ELASTIC CLAMP | 1 | PZ | | | | | | | | | | | | | | | | | | | | | | | | | | | | | | | | | | | | | | | | | | | | | | | | | | | | | | | | | | | | | | | | | | | | | | | | | | | | | | | | | | |
| RC1019A0 | D=10 ELASTIC CLAMP | 14 | PZ | | | | | | | | | | | | | | | | | | | | | | | | | | | | | | | | | | | | | | | | | | | | | | | | | | | | | | | | | | | | | | | | | | | | | | | | | | | | | | | | | | |
| RC1130A0 | 130X2,6 CLAM | 2 | PZ | | | | | | | | | | | | | | | | | | | | | | | | | | | | | | | | | | | | | | | | | | | | | | | | | | | | | | | | | | | | | | | | | | | | | | | | | | | | | | | | | | |
| RC1242A0 | D=10 CLOSED CAP | 2 | PZ | | | | | | | | | | | | | | | | | | | | | | | | | | | | | | | | | | | | | | | | | | | | | | | | | | | | | | | | | | | | | | | | | | | | | | | | | | | | | | | | | | |
| TB2820A0 | 6X10 EPDM PIPE FOR WASHING SYSTEM | 1.410 | M | | | | | | | | | | | | | | | | | | | | | | | | | | | | | | | | | | | | | | | | | | | | | | | | | | | | | | | | | | | | | | | | | | | | | | | | | | | | | | | | | | |
| TB3132A0 | WHITE-BLUE EPDM TEXTILE BRAID HOSE 6X12 | 0.670 | M | | | | | | | | | | | | | | | | | | | | | | | | | | | | | | | | | | | | | | | | | | | | | | | | | | | | | | | | | | | | | | | | | | | | | | | | | | | | | | | | | | |
| VI1220A1 | 4,2X12 TCB SELF-TAPPIN G SCREW | 1 | PZ | | | | | | | | | | | | | | | | | | | | | | | | | | | | | | | | | | | | | | | | | | | | | | | | | | | | | | | | | | | | | | | | | | | | | | | | | | | | | | | | | | |
| VL1019A0 | VIBRATION PUMP | 1 | PZ | | | | | | | | | | | | | | | | | | | | | | | | | | | | | | | | | | | | | | | | | | | | | | | | | | | | | | | | | | | | | | | | | | | | | | | | | | | | | | | | | | |
| VL1047A1 | D6 PIPE HOLDER - D8 J.G. TERMINAL | 1 | PZ | | | | | | | | | | | | | | | | | | | | | | | | | | | | | | | | | | | | | | | | | | | | | | | | | | | | | | | | | | | | | | | | | | | | | | | | | | | | | | | | | | |
| VL1054B0 | ONE WASHING SYS INLET DISTRIBUTOR | 1 | PZ | | | | | | | | | | | | | | | | | | | | | | | | | | | | | | | | | | | | | | | | | | | | | | | | | | | | | | | | | | | | | | | | | | | | | | | | | | | | | | | | | | |
| VL1102A1 | DETERGENT LINE FILTER + BARBED VNR 6 MM | 1 | PZ | | | | | | | | | | | | | | | | | | | | | | | | | | | | | | | | | | | | | | | | | | | | | | | | | | | | | | | | | | | | | | | | | | | | | | | | | | | | | | | | | | |
| VL1128A0 | D6 BARBED CHECK VALVE | 2 | PZ | | | | | | | | | | | | | | | | | | | | | | | | | | | | | | | | | | | | | | | | | | | | | | | | | | | | | | | | | | | | | | | | | | | | | | | | | | | | | | | | | | |
| VL1128A1 | D6 BARBED CHECK VALVE | 2 | PZ | | | | | | | | | | | | | | | | | | | | | | | | | | | | | | | | | | | | | | | | | | | | | | | | | | | | | | | | | | | | | | | | | | | | | | | | | | | | | | | | | | |
| VL1165A0 | BB6-AR6 STRAIGHT FITTING | 1 | PZ | | | | | | | | | | | | | | | | | | | | | | | | | | | | | | | | | | | | | | | | | | | | | | | | | | | | | | | | | | | | | | | | | | | | | | | | | | | | | | | | | | |
| VL1166A0 | BB6-AR6 L FITTING | 1 | PZ | | | | | | | | | | | | | | | | | | | | | | | | | | | | | | | | | | | | | | | | | | | | | | | | | | | | | | | | | | | | | | | | | | | | | | | | | | | | | | | | | | |


| COMPONENT | | | SPARE PART | | | | | | | | | | | | | | | | | | | | | | | | | | | | | | | | | | | | | | | | | | | |
|-----------|---|--|------------|---|---|------|-------------|---|-----|----------|---------------------------------|---------------------------------|----|----------|--|--------------------|----|----------|--|--|-------|----------|--------------------------------------|-------------------|----|----|----------|--|---|----|----------|--------------------------|---|----|----------|---------------------------------|---|----|----------|--|---|----|----------|--------------------------------------|---|----|
| Code | Description | Image | Code | Description | Components list | | | | | | | | | | | | | | | | | | | | | | | | | | | | | | | | | | | | | | | | | |
| VL1054B | ONE WASHING SYS INLET DISTRIBUTOR |  | KVL1182A | ONE CLEANING SYSTEM KIT (0311 EXC.) | <table border="1"> <thead> <tr> <th>Code</th> <th>Description</th> <th>Qty</th> <th>UOM</th> </tr> </thead> <tbody> <tr> <td>VL1174C0</td> <td>D1.2 MM CALIBRATED NOZZLE</td> <td>1</td> <td>PZ</td> </tr> <tr> <td>VL1191A0</td> <td>ONE WASHING DISTRIBUTOR OUTLETS KIT</td> <td>1</td> <td>PZ</td> </tr> <tr> <td>VM1605A0</td> <td>CLIP TWIST LOCK DIAM. 10,2-12,7 MM</td> <td>3</td> <td>PZ</td> </tr> <tr> <td>VM2172A0</td> <td>PUMP-WITH-CI RCUIT LOCKING PIN</td> <td>2</td> <td>PZ</td> </tr> </tbody> </table> | Code | Description | Qty | UOM | VL1174C0 | D1.2 MM CALIBRATED NOZZLE | 1 | PZ | VL1191A0 | ONE WASHING DISTRIBUTOR OUTLETS KIT | 1 | PZ | VM1605A0 | CLIP TWIST LOCK DIAM. 10,2-12,7 MM | 3 | PZ | VM2172A0 | PUMP-WITH-CI RCUIT LOCKING PIN | 2 | PZ | | | | | | | | | | | | | | | | | | | | | |
| | | | Code | Description | Qty | UOM | | | | | | | | | | | | | | | | | | | | | | | | | | | | | | | | | | | | | | | | |
| | | | VL1174C0 | D1.2 MM CALIBRATED NOZZLE | 1 | PZ | | | | | | | | | | | | | | | | | | | | | | | | | | | | | | | | | | | | | | | | |
| VL1191A0 | ONE WASHING DISTRIBUTOR OUTLETS KIT | 1 | PZ | | | | | | | | | | | | | | | | | | | | | | | | | | | | | | | | | | | | | | | | | | | |
| VM1605A0 | CLIP TWIST LOCK DIAM. 10,2-12,7 MM | 3 | PZ | | | | | | | | | | | | | | | | | | | | | | | | | | | | | | | | | | | | | | | | | | | |
| VM2172A0 | PUMP-WITH-CI RCUIT LOCKING PIN | 2 | PZ | | | | | | | | | | | | | | | | | | | | | | | | | | | | | | | | | | | | | | | | | | | |
| KVL0682A | ONE+HOODS WASHING SYSTEM PUMP+NOZZLE KIT | <table border="1"> <thead> <tr> <th>Code</th> <th>Description</th> <th>Qty</th> <th>UOM</th> </tr> </thead> <tbody> <tr> <td>GN1526A0</td> <td>INT. D.=6.9 TH=1.8 O-RIN</td> <td>1</td> <td>PZ</td> </tr> <tr> <td>RC1019A0</td> <td>D=10 ELASTIC CLAMP</td> <td>3</td> <td>PZ</td> </tr> <tr> <td>RC1242A0</td> <td>D=10 CLOSED CAP</td> <td>2</td> <td>PZ</td> </tr> <tr> <td>TB2820A0</td> <td>6X10 EPDM PIPE FOR WASHING SYSTEM</td> <td>0.120</td> <td>M</td> </tr> <tr> <td>VL1019A0</td> <td>VIBRATION PUMP</td> <td>1</td> <td>PZ</td> </tr> <tr> <td>VL1054B0</td> <td>ONE WASHING SYS INLET DISTRIBUTOR</td> <td>1</td> <td>PZ</td> </tr> <tr> <td>VL1128A1</td> <td>D6 BARBED CHECK VALVE</td> <td>2</td> <td>PZ</td> </tr> <tr> <td>VL1174C0</td> <td>D1.2 MM CALIBRATED NOZZLE</td> <td>1</td> <td>PZ</td> </tr> <tr> <td>VL1191A0</td> <td>ONE WASHING DISTRIBUTOR OUTLETS KIT</td> <td>1</td> <td>PZ</td> </tr> <tr> <td>VM2172A0</td> <td>PUMP-WITH-CI RCUIT LOCKING PIN</td> <td>1</td> <td>PZ</td> </tr> </tbody> </table> | Code | Description | Qty | UOM | GN1526A0 | INT. D.=6.9 TH=1.8 O-RIN | 1 | PZ | RC1019A0 | D=10 ELASTIC CLAMP | 3 | PZ | RC1242A0 | D=10 CLOSED CAP | 2 | PZ | TB2820A0 | 6X10 EPDM PIPE FOR WASHING SYSTEM | 0.120 | M | VL1019A0 | VIBRATION PUMP | 1 | PZ | VL1054B0 | ONE WASHING SYS INLET DISTRIBUTOR | 1 | PZ | VL1128A1 | D6 BARBED CHECK VALVE | 2 | PZ | VL1174C0 | D1.2 MM CALIBRATED NOZZLE | 1 | PZ | VL1191A0 | ONE WASHING DISTRIBUTOR OUTLETS KIT | 1 | PZ | VM2172A0 | PUMP-WITH-CI RCUIT LOCKING PIN | 1 | PZ |
| Code | Description | Qty | UOM | | | | | | | | | | | | | | | | | | | | | | | | | | | | | | | | | | | | | | | | | | | |
| GN1526A0 | INT. D.=6.9 TH=1.8 O-RIN | 1 | PZ | | | | | | | | | | | | | | | | | | | | | | | | | | | | | | | | | | | | | | | | | | | |
| RC1019A0 | D=10 ELASTIC CLAMP | 3 | PZ | | | | | | | | | | | | | | | | | | | | | | | | | | | | | | | | | | | | | | | | | | | |
| RC1242A0 | D=10 CLOSED CAP | 2 | PZ | | | | | | | | | | | | | | | | | | | | | | | | | | | | | | | | | | | | | | | | | | | |
| TB2820A0 | 6X10 EPDM PIPE FOR WASHING SYSTEM | 0.120 | M | | | | | | | | | | | | | | | | | | | | | | | | | | | | | | | | | | | | | | | | | | | |
| VL1019A0 | VIBRATION PUMP | 1 | PZ | | | | | | | | | | | | | | | | | | | | | | | | | | | | | | | | | | | | | | | | | | | |
| VL1054B0 | ONE WASHING SYS INLET DISTRIBUTOR | 1 | PZ | | | | | | | | | | | | | | | | | | | | | | | | | | | | | | | | | | | | | | | | | | | |
| VL1128A1 | D6 BARBED CHECK VALVE | 2 | PZ | | | | | | | | | | | | | | | | | | | | | | | | | | | | | | | | | | | | | | | | | | | |
| VL1174C0 | D1.2 MM CALIBRATED NOZZLE | 1 | PZ | | | | | | | | | | | | | | | | | | | | | | | | | | | | | | | | | | | | | | | | | | | |
| VL1191A0 | ONE WASHING DISTRIBUTOR OUTLETS KIT | 1 | PZ | | | | | | | | | | | | | | | | | | | | | | | | | | | | | | | | | | | | | | | | | | | |
| VM2172A0 | PUMP-WITH-CI RCUIT LOCKING PIN | 1 | PZ | | | | | | | | | | | | | | | | | | | | | | | | | | | | | | | | | | | | | | | | | | | |
| KVL0001A | LM TOP CLEANING SYSTEM KIT | <table border="1"> <thead> <tr> <th>Code</th> <th>Description</th> <th>Qty</th> <th>UOM</th> </tr> </thead> <tbody> <tr> <td>0H1226B0</td> <td>LINEMISSTOP WASHING SYTEM CIRCUIT COVE</td> <td>1</td> <td>PZ</td> </tr> <tr> <td>0H2143A0</td> <td>LAMIERA BLOCCA VNR VL1128</td> <td>2</td> <td>PZ</td> </tr> </tbody> </table> | Code | Description | Qty | UOM | 0H1226B0 | LINEMISSTOP WASHING SYTEM CIRCUIT COVE | 1 | PZ | 0H2143A0 | LAMIERA BLOCCA VNR VL1128 | 2 | PZ | | | | | | | | | | | | | | | | | | | | | | | | | | | | | | | | |
| Code | Description | Qty | UOM | | | | | | | | | | | | | | | | | | | | | | | | | | | | | | | | | | | | | | | | | | | |
| 0H1226B0 | LINEMISSTOP WASHING SYTEM CIRCUIT COVE | 1 | PZ | | | | | | | | | | | | | | | | | | | | | | | | | | | | | | | | | | | | | | | | | | | |
| 0H2143A0 | LAMIERA BLOCCA VNR VL1128 | 2 | PZ | | | | | | | | | | | | | | | | | | | | | | | | | | | | | | | | | | | | | | | | | | | |

| COMPONENT | | | SPARE PART | | | | | | | | | | | | | | | | | | | | | | | | | | | | | | | | | | | | | | | | | | | | | | | | | | | | | | | | | | | | | | | | | | | | | | | | | | | | | | |
|-----------|---|---|------------|-------------------------------|--|------|-------------|-----|-----|----------|---|---|----|----------|--|---|----|----------|-----------------------------|---|----|----------|-----------------------|---|----|----------|--------------------|---|----|----------|----------------------------|---|----|----------|---------------------------------|-------|---|----------|--|-------|---|----------|--------------------------------------|---|----|----------|-------------------|---|----|----------|-----------------------------------|---|----|----------|---|---|----|----------|--|---|----|----------|--|---|----|----------|---|---|----|----------|--------------------------|---|----|----------|--------------------------|---|----|----------|--------------------------------------|---|----|
| Code | Description | Image | Code | Description | Components list | | | | | | | | | | | | | | | | | | | | | | | | | | | | | | | | | | | | | | | | | | | | | | | | | | | | | | | | | | | | | | | | | | | | | | | | | | | | |
| VL1054B | ONE WASHING SYS INLET DISTRIBUTOR |  | KVL0001A | LM TOP CLEANING SYSTEM KIT | <table border="1"> <thead> <tr> <th>Code</th> <th>Description</th> <th>Qty</th> <th>UOM</th> </tr> </thead> <tbody> <tr> <td>EL1436B0</td> <td>JG D8-BARBED D6 NRV WATER SOLENOID</td> <td>1</td> <td>PZ</td> </tr> <tr> <td>GN1312A0</td> <td>RUBBER CABLE-PASSI NG DE=26 DI=15 SP=10</td> <td>1</td> <td>PZ</td> </tr> <tr> <td>GN1526A0</td> <td>INT. D.=6.9 TH=1.8 O-RIN</td> <td>1</td> <td>PZ</td> </tr> <tr> <td>RC1019A0</td> <td>D=10 ELASTIC CLAMP</td> <td>5</td> <td>PZ</td> </tr> <tr> <td>RC1242A0</td> <td>D=10 CLOSED CAP</td> <td>2</td> <td>PZ</td> </tr> <tr> <td>RC1381A0</td> <td>BIFILAR PIPE CLIP D10.7</td> <td>3</td> <td>PZ</td> </tr> <tr> <td>TB2343A0</td> <td>9X6 PVC TRANSPAREN T PIPE</td> <td>1.650</td> <td>M</td> </tr> <tr> <td>TB2820A0</td> <td>6X10 EPDM PIPE FOR WASHING SYSTEM</td> <td>0.990</td> <td>M</td> </tr> <tr> <td>VI1220A1</td> <td>4,2X12 TCB SELF-TAPPIN G SCREW</td> <td>1</td> <td>PZ</td> </tr> <tr> <td>VL1019A0</td> <td>VIBRATION PUMP</td> <td>1</td> <td>PZ</td> </tr> <tr> <td>VL1041C0</td> <td>DETERGENT CAP WITH Ø12 HOLE</td> <td>1</td> <td>PZ</td> </tr> <tr> <td>VL1047A1</td> <td>D6 PIPE HOLDER - D8 J.G. TERMINAL</td> <td>1</td> <td>PZ</td> </tr> <tr> <td>VL1053B0</td> <td>ONE WASHING SYS EXT DISTRIBUTOR</td> <td>1</td> <td>PZ</td> </tr> <tr> <td>VL1054B0</td> <td>ONE WASHING SYS INLET DISTRIBUTOR</td> <td>1</td> <td>PZ</td> </tr> <tr> <td>VL1061A0</td> <td>HOLD DOWN WEIGHT+NET FILTER+NON- RET. V.</td> <td>1</td> <td>PZ</td> </tr> <tr> <td>VL1128A0</td> <td>D6 BARBED CHECK VALVE</td> <td>2</td> <td>PZ</td> </tr> <tr> <td>VL1128A1</td> <td>D6 BARBED CHECK VALVE</td> <td>2</td> <td>PZ</td> </tr> <tr> <td>VM1066A0</td> <td>SADDLE CLIP FOR CABLES PASSING</td> <td>3</td> <td>PZ</td> </tr> </tbody> </table> | Code | Description | Qty | UOM | EL1436B0 | JG D8-BARBED D6 NRV WATER SOLENOID | 1 | PZ | GN1312A0 | RUBBER CABLE-PASSI NG DE=26 DI=15 SP=10 | 1 | PZ | GN1526A0 | INT. D.=6.9 TH=1.8 O-RIN | 1 | PZ | RC1019A0 | D=10 ELASTIC CLAMP | 5 | PZ | RC1242A0 | D=10 CLOSED CAP | 2 | PZ | RC1381A0 | BIFILAR PIPE CLIP D10.7 | 3 | PZ | TB2343A0 | 9X6 PVC TRANSPAREN T PIPE | 1.650 | M | TB2820A0 | 6X10 EPDM PIPE FOR WASHING SYSTEM | 0.990 | M | VI1220A1 | 4,2X12 TCB SELF-TAPPIN G SCREW | 1 | PZ | VL1019A0 | VIBRATION PUMP | 1 | PZ | VL1041C0 | DETERGENT CAP WITH Ø12 HOLE | 1 | PZ | VL1047A1 | D6 PIPE HOLDER - D8 J.G. TERMINAL | 1 | PZ | VL1053B0 | ONE WASHING SYS EXT DISTRIBUTOR | 1 | PZ | VL1054B0 | ONE WASHING SYS INLET DISTRIBUTOR | 1 | PZ | VL1061A0 | HOLD DOWN WEIGHT+NET FILTER+NON- RET. V. | 1 | PZ | VL1128A0 | D6 BARBED CHECK VALVE | 2 | PZ | VL1128A1 | D6 BARBED CHECK VALVE | 2 | PZ | VM1066A0 | SADDLE CLIP FOR CABLES PASSING | 3 | PZ |
| Code | Description | Qty | UOM | | | | | | | | | | | | | | | | | | | | | | | | | | | | | | | | | | | | | | | | | | | | | | | | | | | | | | | | | | | | | | | | | | | | | | | | | | | | | | |
| EL1436B0 | JG D8-BARBED D6 NRV WATER SOLENOID | 1 | PZ | | | | | | | | | | | | | | | | | | | | | | | | | | | | | | | | | | | | | | | | | | | | | | | | | | | | | | | | | | | | | | | | | | | | | | | | | | | | | | |
| GN1312A0 | RUBBER CABLE-PASSI NG DE=26 DI=15 SP=10 | 1 | PZ | | | | | | | | | | | | | | | | | | | | | | | | | | | | | | | | | | | | | | | | | | | | | | | | | | | | | | | | | | | | | | | | | | | | | | | | | | | | | | |
| GN1526A0 | INT. D.=6.9 TH=1.8 O-RIN | 1 | PZ | | | | | | | | | | | | | | | | | | | | | | | | | | | | | | | | | | | | | | | | | | | | | | | | | | | | | | | | | | | | | | | | | | | | | | | | | | | | | | |
| RC1019A0 | D=10 ELASTIC CLAMP | 5 | PZ | | | | | | | | | | | | | | | | | | | | | | | | | | | | | | | | | | | | | | | | | | | | | | | | | | | | | | | | | | | | | | | | | | | | | | | | | | | | | | |
| RC1242A0 | D=10 CLOSED CAP | 2 | PZ | | | | | | | | | | | | | | | | | | | | | | | | | | | | | | | | | | | | | | | | | | | | | | | | | | | | | | | | | | | | | | | | | | | | | | | | | | | | | | |
| RC1381A0 | BIFILAR PIPE CLIP D10.7 | 3 | PZ | | | | | | | | | | | | | | | | | | | | | | | | | | | | | | | | | | | | | | | | | | | | | | | | | | | | | | | | | | | | | | | | | | | | | | | | | | | | | | |
| TB2343A0 | 9X6 PVC TRANSPAREN T PIPE | 1.650 | M | | | | | | | | | | | | | | | | | | | | | | | | | | | | | | | | | | | | | | | | | | | | | | | | | | | | | | | | | | | | | | | | | | | | | | | | | | | | | | |
| TB2820A0 | 6X10 EPDM PIPE FOR WASHING SYSTEM | 0.990 | M | | | | | | | | | | | | | | | | | | | | | | | | | | | | | | | | | | | | | | | | | | | | | | | | | | | | | | | | | | | | | | | | | | | | | | | | | | | | | | |
| VI1220A1 | 4,2X12 TCB SELF-TAPPIN G SCREW | 1 | PZ | | | | | | | | | | | | | | | | | | | | | | | | | | | | | | | | | | | | | | | | | | | | | | | | | | | | | | | | | | | | | | | | | | | | | | | | | | | | | | |
| VL1019A0 | VIBRATION PUMP | 1 | PZ | | | | | | | | | | | | | | | | | | | | | | | | | | | | | | | | | | | | | | | | | | | | | | | | | | | | | | | | | | | | | | | | | | | | | | | | | | | | | | |
| VL1041C0 | DETERGENT CAP WITH Ø12 HOLE | 1 | PZ | | | | | | | | | | | | | | | | | | | | | | | | | | | | | | | | | | | | | | | | | | | | | | | | | | | | | | | | | | | | | | | | | | | | | | | | | | | | | | |
| VL1047A1 | D6 PIPE HOLDER - D8 J.G. TERMINAL | 1 | PZ | | | | | | | | | | | | | | | | | | | | | | | | | | | | | | | | | | | | | | | | | | | | | | | | | | | | | | | | | | | | | | | | | | | | | | | | | | | | | | |
| VL1053B0 | ONE WASHING SYS EXT DISTRIBUTOR | 1 | PZ | | | | | | | | | | | | | | | | | | | | | | | | | | | | | | | | | | | | | | | | | | | | | | | | | | | | | | | | | | | | | | | | | | | | | | | | | | | | | | |
| VL1054B0 | ONE WASHING SYS INLET DISTRIBUTOR | 1 | PZ | | | | | | | | | | | | | | | | | | | | | | | | | | | | | | | | | | | | | | | | | | | | | | | | | | | | | | | | | | | | | | | | | | | | | | | | | | | | | | |
| VL1061A0 | HOLD DOWN WEIGHT+NET FILTER+NON- RET. V. | 1 | PZ | | | | | | | | | | | | | | | | | | | | | | | | | | | | | | | | | | | | | | | | | | | | | | | | | | | | | | | | | | | | | | | | | | | | | | | | | | | | | | |
| VL1128A0 | D6 BARBED CHECK VALVE | 2 | PZ | | | | | | | | | | | | | | | | | | | | | | | | | | | | | | | | | | | | | | | | | | | | | | | | | | | | | | | | | | | | | | | | | | | | | | | | | | | | | | |
| VL1128A1 | D6 BARBED CHECK VALVE | 2 | PZ | | | | | | | | | | | | | | | | | | | | | | | | | | | | | | | | | | | | | | | | | | | | | | | | | | | | | | | | | | | | | | | | | | | | | | | | | | | | | | |
| VM1066A0 | SADDLE CLIP FOR CABLES PASSING | 3 | PZ | | | | | | | | | | | | | | | | | | | | | | | | | | | | | | | | | | | | | | | | | | | | | | | | | | | | | | | | | | | | | | | | | | | | | | | | | | | | | | |


| COMPONENT | | | SPARE PART | | | | | | | | | | | | | | | | | | | | | | | | | | | | | | | | | | |
|-----------|--|---|------------|---------------------------------------|---|------|-------------|-----|-----|----------|-----------------------------------|----|----|----------|--|-------|----|----------|--------------------------------------|---|----|----------|--|-------|---|----------|--------------------------|---|----|----------|--------------------------|---|----|----------|--|-------|---|
| Code | Description | Image | Code | Description | Components list | | | | | | | | | | | | | | | | | | | | | | | | | | | | | | | | |
| VL1054B | ONE WASHING SYS INLET DISTRIBUTOR |  | KVL0001A | LM TOP CLEANING SYSTEM KIT | <table border="1"> <thead> <tr> <th>Code</th> <th>Description</th> <th>Qty</th> <th>UOM</th> </tr> </thead> <tbody> <tr> <td>VM1088A0</td> <td>NYLON CLICK CLAMP D7.9-D9.2</td> <td>1</td> <td>PZ</td> </tr> <tr> <td>VM1605A0</td> <td>CLIP TWIST LOCK DIAM. 10,2-12,7 MM</td> <td>1</td> <td>PZ</td> </tr> <tr> <td>VM2172A0</td> <td>PUMP-WITH-CI RCUIT LOCKING PIN</td> <td>1</td> <td>PZ</td> </tr> </tbody> </table> | Code | Description | Qty | UOM | VM1088A0 | NYLON CLICK CLAMP D7.9-D9.2 | 1 | PZ | VM1605A0 | CLIP TWIST LOCK DIAM. 10,2-12,7 MM | 1 | PZ | VM2172A0 | PUMP-WITH-CI RCUIT LOCKING PIN | 1 | PZ | | | | | | | | | | | | | | | | |
| Code | Description | Qty | UOM | | | | | | | | | | | | | | | | | | | | | | | | | | | | | | | | | | |
| VM1088A0 | NYLON CLICK CLAMP D7.9-D9.2 | 1 | PZ | | | | | | | | | | | | | | | | | | | | | | | | | | | | | | | | | | |
| VM1605A0 | CLIP TWIST LOCK DIAM. 10,2-12,7 MM | 1 | PZ | | | | | | | | | | | | | | | | | | | | | | | | | | | | | | | | | | |
| VM2172A0 | PUMP-WITH-CI RCUIT LOCKING PIN | 1 | PZ | | | | | | | | | | | | | | | | | | | | | | | | | | | | | | | | | | |
| RC1242A | D=10 CLOSED CAP |  | KRC1242A | Ø10 CLOSED CONNECTION 20PCS KIT | <table border="1"> <thead> <tr> <th>Code</th> <th>Description</th> <th>Qty</th> <th>UOM</th> </tr> </thead> <tbody> <tr> <td>RC1242A0</td> <td>D=10 CLOSED CAP</td> <td>20</td> <td>PZ</td> </tr> <tr> <td>VM1224A0</td> <td>65MY 220MM 2 COLOURS SHRINK TUBE</td> <td>0.200</td> <td>M</td> </tr> </tbody> </table> | Code | Description | Qty | UOM | RC1242A0 | D=10 CLOSED CAP | 20 | PZ | VM1224A0 | 65MY 220MM 2 COLOURS SHRINK TUBE | 0.200 | M | | | | | | | | | | | | | | | | | | | | |
| Code | Description | Qty | UOM | | | | | | | | | | | | | | | | | | | | | | | | | | | | | | | | | | |
| RC1242A0 | D=10 CLOSED CAP | 20 | PZ | | | | | | | | | | | | | | | | | | | | | | | | | | | | | | | | | | |
| VM1224A0 | 65MY 220MM 2 COLOURS SHRINK TUBE | 0.200 | M | | | | | | | | | | | | | | | | | | | | | | | | | | | | | | | | | | |
| VL1174C | D1.2 MM CALIBRATED NOZZL |  | VL1174C0 | D1.2 MM CALIBRATED NOZZL | | | | | | | | | | | | | | | | | | | | | | | | | | | | | | | | | |
| VL1128A | D6 BARBED CHECK VALVE |  | KVL1128A | D6 VNR BARBED VALVE KIT | <table border="1"> <thead> <tr> <th>Code</th> <th>Description</th> <th>Qty</th> <th>UOM</th> </tr> </thead> <tbody> <tr> <td>0H2143A0</td> <td>LAMIERA BLOCCA VNR VL1128</td> <td>1</td> <td>PZ</td> </tr> <tr> <td>RC1019A0</td> <td>D=10 ELASTIC CLAMP</td> <td>4</td> <td>PZ</td> </tr> <tr> <td>RC1130A0</td> <td>130X2,6 CLAM</td> <td>1</td> <td>PZ</td> </tr> <tr> <td>TB2820A0</td> <td>6X10 EPDM PIPE FOR WASHING SYSTEM</td> <td>0.080</td> <td>M</td> </tr> <tr> <td>VL1128A0</td> <td>D6 BARBED CHECK VALVE</td> <td>1</td> <td>PZ</td> </tr> <tr> <td>VL1128A1</td> <td>D6 BARBED CHECK VALVE</td> <td>1</td> <td>PZ</td> </tr> <tr> <td>VM1224A0</td> <td>65MY 220MM 2 COLOURS SHRINK TUBE</td> <td>0.200</td> <td>M</td> </tr> </tbody> </table> | Code | Description | Qty | UOM | 0H2143A0 | LAMIERA BLOCCA VNR VL1128 | 1 | PZ | RC1019A0 | D=10 ELASTIC CLAMP | 4 | PZ | RC1130A0 | 130X2,6 CLAM | 1 | PZ | TB2820A0 | 6X10 EPDM PIPE FOR WASHING SYSTEM | 0.080 | M | VL1128A0 | D6 BARBED CHECK VALVE | 1 | PZ | VL1128A1 | D6 BARBED CHECK VALVE | 1 | PZ | VM1224A0 | 65MY 220MM 2 COLOURS SHRINK TUBE | 0.200 | M |
| Code | Description | Qty | UOM | | | | | | | | | | | | | | | | | | | | | | | | | | | | | | | | | | |
| 0H2143A0 | LAMIERA BLOCCA VNR VL1128 | 1 | PZ | | | | | | | | | | | | | | | | | | | | | | | | | | | | | | | | | | |
| RC1019A0 | D=10 ELASTIC CLAMP | 4 | PZ | | | | | | | | | | | | | | | | | | | | | | | | | | | | | | | | | | |
| RC1130A0 | 130X2,6 CLAM | 1 | PZ | | | | | | | | | | | | | | | | | | | | | | | | | | | | | | | | | | |
| TB2820A0 | 6X10 EPDM PIPE FOR WASHING SYSTEM | 0.080 | M | | | | | | | | | | | | | | | | | | | | | | | | | | | | | | | | | | |
| VL1128A0 | D6 BARBED CHECK VALVE | 1 | PZ | | | | | | | | | | | | | | | | | | | | | | | | | | | | | | | | | | |
| VL1128A1 | D6 BARBED CHECK VALVE | 1 | PZ | | | | | | | | | | | | | | | | | | | | | | | | | | | | | | | | | | |
| VM1224A0 | 65MY 220MM 2 COLOURS SHRINK TUBE | 0.200 | M | | | | | | | | | | | | | | | | | | | | | | | | | | | | | | | | | | |


| COMPONENT | | | SPARE PART | | | | | | | | | | | | | | | | | | | | | | | | | | | | | | | | | | | | | | | | | | | | | | | | | | | | | | | | | | | | | | | | | | | | | | | | | | | | | | |
|-----------|---|---|------------|---|--|------|-------------|-----|-----|----------|--------------------------------------|---|----|----------|--------------------------------------|---|----|----------|-------------------------|---|----|----------|------------------------------|---|---|----------|-------------------------------|---|---|----------|----------------------------|---|----|----------|--------------------------|---|----|----------|-----------------------------------|---|----|----------|---------------------------|---|----|----------|--------------------------|---|----|----------|---|-------|---|----------|-------------------------------|---|----|----------|--------------------|----|----|----------|--------------|---|----|----------|-----------------|---|----|----------|-----------------------------------|-------|---|----------|---|-------|---|----------|--------------------------------|---|----|
| Code | Description | Image | Code | Description | Components list | | | | | | | | | | | | | | | | | | | | | | | | | | | | | | | | | | | | | | | | | | | | | | | | | | | | | | | | | | | | | | | | | | | | | | | | | | | | |
| VL1191A | ONE WASHING DISTRIBUTOR OUTLETS KIT |  | KVL2618A | 2 ROTOR ARMS ONE CLEANING SYSTEM KIT | <table border="1"> <thead> <tr> <th>Code</th> <th>Description</th> <th>Qty</th> <th>UOM</th> </tr> </thead> <tbody> <tr> <td>0H2202A1</td> <td>ONE WASHING WITH STEAM VALVE SUPPORT</td> <td>2</td> <td>PZ</td> </tr> <tr> <td>CE1030A0</td> <td>FEMALE FASTON COVER 6.3X0.8 0,5-1MMQ</td> <td>4</td> <td>PZ</td> </tr> <tr> <td>CE1395A0</td> <td>6,3 X 0,8 FEMALE FASTON</td> <td>2</td> <td>PZ</td> </tr> <tr> <td>CE1545A0</td> <td>BLUE UNIP AWG18 ST.3135 WIRE</td> <td>1</td> <td>M</td> </tr> <tr> <td>CE1570A0</td> <td>WHITE UNIP AWG18 ST.3135 WIRE</td> <td>1</td> <td>M</td> </tr> <tr> <td>CE1660A0</td> <td>6,3X0,8 FEMALE FASTON COVE</td> <td>4</td> <td>PZ</td> </tr> <tr> <td>CE1661A0</td> <td>MALE FASTON COVER 6,3X0,</td> <td>2</td> <td>PZ</td> </tr> <tr> <td>EL1020A1</td> <td>D8 INTERMEDIAT E T-SHAPED FITTING</td> <td>1</td> <td>PZ</td> </tr> <tr> <td>EL1440A0</td> <td>WATER SELF CLEANING VALVE</td> <td>2</td> <td>PZ</td> </tr> <tr> <td>GN1526A0</td> <td>INT. D.=6.9 TH=1.8 O-RIN</td> <td>6</td> <td>PZ</td> </tr> <tr> <td>IP1385A1</td> <td>CORNER POLYSTYREN E PACKING 110X80X2000</td> <td>0.500</td> <td>M</td> </tr> <tr> <td>RC1018A0</td> <td>ZINC PLATED D12 ELASTIC CLAMP</td> <td>4</td> <td>PZ</td> </tr> <tr> <td>RC1019A0</td> <td>D=10 ELASTIC CLAMP</td> <td>31</td> <td>PZ</td> </tr> <tr> <td>RC1130A0</td> <td>130X2,6 CLAM</td> <td>4</td> <td>PZ</td> </tr> <tr> <td>RC1242A0</td> <td>D=10 CLOSED CAP</td> <td>4</td> <td>PZ</td> </tr> <tr> <td>TB2820A0</td> <td>6X10 EPDM PIPE FOR WASHING SYSTEM</td> <td>2.920</td> <td>M</td> </tr> <tr> <td>TB3132A0</td> <td>WHITE-BLUE EPDM TEXTILE BRAID HOSE 6X12</td> <td>1.340</td> <td>M</td> </tr> <tr> <td>VI1220A1</td> <td>4,2X12 TCB SELF-TAPPIN G SCREW</td> <td>2</td> <td>PZ</td> </tr> </tbody> </table> | Code | Description | Qty | UOM | 0H2202A1 | ONE WASHING WITH STEAM VALVE SUPPORT | 2 | PZ | CE1030A0 | FEMALE FASTON COVER 6.3X0.8 0,5-1MMQ | 4 | PZ | CE1395A0 | 6,3 X 0,8 FEMALE FASTON | 2 | PZ | CE1545A0 | BLUE UNIP AWG18 ST.3135 WIRE | 1 | M | CE1570A0 | WHITE UNIP AWG18 ST.3135 WIRE | 1 | M | CE1660A0 | 6,3X0,8 FEMALE FASTON COVE | 4 | PZ | CE1661A0 | MALE FASTON COVER 6,3X0, | 2 | PZ | EL1020A1 | D8 INTERMEDIAT E T-SHAPED FITTING | 1 | PZ | EL1440A0 | WATER SELF CLEANING VALVE | 2 | PZ | GN1526A0 | INT. D.=6.9 TH=1.8 O-RIN | 6 | PZ | IP1385A1 | CORNER POLYSTYREN E PACKING 110X80X2000 | 0.500 | M | RC1018A0 | ZINC PLATED D12 ELASTIC CLAMP | 4 | PZ | RC1019A0 | D=10 ELASTIC CLAMP | 31 | PZ | RC1130A0 | 130X2,6 CLAM | 4 | PZ | RC1242A0 | D=10 CLOSED CAP | 4 | PZ | TB2820A0 | 6X10 EPDM PIPE FOR WASHING SYSTEM | 2.920 | M | TB3132A0 | WHITE-BLUE EPDM TEXTILE BRAID HOSE 6X12 | 1.340 | M | VI1220A1 | 4,2X12 TCB SELF-TAPPIN G SCREW | 2 | PZ |
| Code | Description | Qty | UOM | | | | | | | | | | | | | | | | | | | | | | | | | | | | | | | | | | | | | | | | | | | | | | | | | | | | | | | | | | | | | | | | | | | | | | | | | | | | | | |
| 0H2202A1 | ONE WASHING WITH STEAM VALVE SUPPORT | 2 | PZ | | | | | | | | | | | | | | | | | | | | | | | | | | | | | | | | | | | | | | | | | | | | | | | | | | | | | | | | | | | | | | | | | | | | | | | | | | | | | | |
| CE1030A0 | FEMALE FASTON COVER 6.3X0.8 0,5-1MMQ | 4 | PZ | | | | | | | | | | | | | | | | | | | | | | | | | | | | | | | | | | | | | | | | | | | | | | | | | | | | | | | | | | | | | | | | | | | | | | | | | | | | | | |
| CE1395A0 | 6,3 X 0,8 FEMALE FASTON | 2 | PZ | | | | | | | | | | | | | | | | | | | | | | | | | | | | | | | | | | | | | | | | | | | | | | | | | | | | | | | | | | | | | | | | | | | | | | | | | | | | | | |
| CE1545A0 | BLUE UNIP AWG18 ST.3135 WIRE | 1 | M | | | | | | | | | | | | | | | | | | | | | | | | | | | | | | | | | | | | | | | | | | | | | | | | | | | | | | | | | | | | | | | | | | | | | | | | | | | | | | |
| CE1570A0 | WHITE UNIP AWG18 ST.3135 WIRE | 1 | M | | | | | | | | | | | | | | | | | | | | | | | | | | | | | | | | | | | | | | | | | | | | | | | | | | | | | | | | | | | | | | | | | | | | | | | | | | | | | | |
| CE1660A0 | 6,3X0,8 FEMALE FASTON COVE | 4 | PZ | | | | | | | | | | | | | | | | | | | | | | | | | | | | | | | | | | | | | | | | | | | | | | | | | | | | | | | | | | | | | | | | | | | | | | | | | | | | | | |
| CE1661A0 | MALE FASTON COVER 6,3X0, | 2 | PZ | | | | | | | | | | | | | | | | | | | | | | | | | | | | | | | | | | | | | | | | | | | | | | | | | | | | | | | | | | | | | | | | | | | | | | | | | | | | | | |
| EL1020A1 | D8 INTERMEDIAT E T-SHAPED FITTING | 1 | PZ | | | | | | | | | | | | | | | | | | | | | | | | | | | | | | | | | | | | | | | | | | | | | | | | | | | | | | | | | | | | | | | | | | | | | | | | | | | | | | |
| EL1440A0 | WATER SELF CLEANING VALVE | 2 | PZ | | | | | | | | | | | | | | | | | | | | | | | | | | | | | | | | | | | | | | | | | | | | | | | | | | | | | | | | | | | | | | | | | | | | | | | | | | | | | | |
| GN1526A0 | INT. D.=6.9 TH=1.8 O-RIN | 6 | PZ | | | | | | | | | | | | | | | | | | | | | | | | | | | | | | | | | | | | | | | | | | | | | | | | | | | | | | | | | | | | | | | | | | | | | | | | | | | | | | |
| IP1385A1 | CORNER POLYSTYREN E PACKING 110X80X2000 | 0.500 | M | | | | | | | | | | | | | | | | | | | | | | | | | | | | | | | | | | | | | | | | | | | | | | | | | | | | | | | | | | | | | | | | | | | | | | | | | | | | | | |
| RC1018A0 | ZINC PLATED D12 ELASTIC CLAMP | 4 | PZ | | | | | | | | | | | | | | | | | | | | | | | | | | | | | | | | | | | | | | | | | | | | | | | | | | | | | | | | | | | | | | | | | | | | | | | | | | | | | | |
| RC1019A0 | D=10 ELASTIC CLAMP | 31 | PZ | | | | | | | | | | | | | | | | | | | | | | | | | | | | | | | | | | | | | | | | | | | | | | | | | | | | | | | | | | | | | | | | | | | | | | | | | | | | | | |
| RC1130A0 | 130X2,6 CLAM | 4 | PZ | | | | | | | | | | | | | | | | | | | | | | | | | | | | | | | | | | | | | | | | | | | | | | | | | | | | | | | | | | | | | | | | | | | | | | | | | | | | | | |
| RC1242A0 | D=10 CLOSED CAP | 4 | PZ | | | | | | | | | | | | | | | | | | | | | | | | | | | | | | | | | | | | | | | | | | | | | | | | | | | | | | | | | | | | | | | | | | | | | | | | | | | | | | |
| TB2820A0 | 6X10 EPDM PIPE FOR WASHING SYSTEM | 2.920 | M | | | | | | | | | | | | | | | | | | | | | | | | | | | | | | | | | | | | | | | | | | | | | | | | | | | | | | | | | | | | | | | | | | | | | | | | | | | | | | |
| TB3132A0 | WHITE-BLUE EPDM TEXTILE BRAID HOSE 6X12 | 1.340 | M | | | | | | | | | | | | | | | | | | | | | | | | | | | | | | | | | | | | | | | | | | | | | | | | | | | | | | | | | | | | | | | | | | | | | | | | | | | | | | |
| VI1220A1 | 4,2X12 TCB SELF-TAPPIN G SCREW | 2 | PZ | | | | | | | | | | | | | | | | | | | | | | | | | | | | | | | | | | | | | | | | | | | | | | | | | | | | | | | | | | | | | | | | | | | | | | | | | | | | | | |




| COMPONENT | | | SPARE PART | | | | | | | | | | | | | | | | | | | | | | | | | | | | | | | | | | | | | | | | | | | | | | | | | | |
|-----------|---|--|------------|---|---|------|-------------|-------------------------|-----|----------|----------------|----------------------------------|----|----------|-----------------------------------|--------------------------|----|----------|-----------------------------------|-------------------------------|----|----------|---|--------------------|----|----------|-----------------------------|---------------------|----|----------|-----------------------|-----------------|----|----------|--------------------------|---|----|----------|-------------------|---|----|----------|---------------------------|---|----|----------|-------------------------------------|---|----|----------|--------------------------------|---|----|
| Code | Description | Image | Code | Description | Components list | | | | | | | | | | | | | | | | | | | | | | | | | | | | | | | | | | | | | | | | | | | | | | | | |
| VL1191A | ONE WASHING DISTRIBUTOR OUTLETS KIT |  | KVL2618A | 2 ROTOR ARMS ONE CLEANING SYSTEM KIT | <table border="1"> <thead> <tr> <th>Code</th> <th>Description</th> <th>Qty</th> <th>UOM</th> </tr> </thead> <tbody> <tr> <td>VL1019A0</td> <td>VIBRATION PUMP</td> <td>2</td> <td>PZ</td> </tr> <tr> <td>VL1047A1</td> <td>D6 PIPE HOLDER - D8 J.G. TERMINAL</td> <td>2</td> <td>PZ</td> </tr> <tr> <td>VL1054B0</td> <td>ONE WASHING SYS INLET DISTRIBUTOR</td> <td>2</td> <td>PZ</td> </tr> <tr> <td>VL1102A1</td> <td>DETERGENT LINE FILTER + BARBED VNR 6 MM</td> <td>2</td> <td>PZ</td> </tr> <tr> <td>VL1127A1</td> <td>6MM BARBED T-SHAPED FITTING</td> <td>1</td> <td>PZ</td> </tr> <tr> <td>VL1128A1</td> <td>D6 BARBED CHECK VALVE</td> <td>4</td> <td>PZ</td> </tr> <tr> <td>VL1165A0</td> <td>BB6-AR6 STRAIGHT FITTING</td> <td>2</td> <td>PZ</td> </tr> <tr> <td>VL1166A0</td> <td>BB6-AR6 L FITTING</td> <td>2</td> <td>PZ</td> </tr> <tr> <td>VL1174C0</td> <td>D1.2 MM CALIBRATED NOZZLE</td> <td>2</td> <td>PZ</td> </tr> <tr> <td>VL1191A0</td> <td>ONE WASHING DISTRIBUTOR OUTLETS KIT</td> <td>2</td> <td>PZ</td> </tr> <tr> <td>VM2172A0</td> <td>PUMP-WITH-CI RCUIT LOCKING PIN</td> <td>4</td> <td>PZ</td> </tr> </tbody> </table> | Code | Description | Qty | UOM | VL1019A0 | VIBRATION PUMP | 2 | PZ | VL1047A1 | D6 PIPE HOLDER - D8 J.G. TERMINAL | 2 | PZ | VL1054B0 | ONE WASHING SYS INLET DISTRIBUTOR | 2 | PZ | VL1102A1 | DETERGENT LINE FILTER + BARBED VNR 6 MM | 2 | PZ | VL1127A1 | 6MM BARBED T-SHAPED FITTING | 1 | PZ | VL1128A1 | D6 BARBED CHECK VALVE | 4 | PZ | VL1165A0 | BB6-AR6 STRAIGHT FITTING | 2 | PZ | VL1166A0 | BB6-AR6 L FITTING | 2 | PZ | VL1174C0 | D1.2 MM CALIBRATED NOZZLE | 2 | PZ | VL1191A0 | ONE WASHING DISTRIBUTOR OUTLETS KIT | 2 | PZ | VM2172A0 | PUMP-WITH-CI RCUIT LOCKING PIN | 4 | PZ |
| | | | Code | Description | Qty | UOM | | | | | | | | | | | | | | | | | | | | | | | | | | | | | | | | | | | | | | | | | | | | | | | |
| VL1019A0 | VIBRATION PUMP | 2 | PZ | | | | | | | | | | | | | | | | | | | | | | | | | | | | | | | | | | | | | | | | | | | | | | | | | | |
| VL1047A1 | D6 PIPE HOLDER - D8 J.G. TERMINAL | 2 | PZ | | | | | | | | | | | | | | | | | | | | | | | | | | | | | | | | | | | | | | | | | | | | | | | | | | |
| VL1054B0 | ONE WASHING SYS INLET DISTRIBUTOR | 2 | PZ | | | | | | | | | | | | | | | | | | | | | | | | | | | | | | | | | | | | | | | | | | | | | | | | | | |
| VL1102A1 | DETERGENT LINE FILTER + BARBED VNR 6 MM | 2 | PZ | | | | | | | | | | | | | | | | | | | | | | | | | | | | | | | | | | | | | | | | | | | | | | | | | | |
| VL1127A1 | 6MM BARBED T-SHAPED FITTING | 1 | PZ | | | | | | | | | | | | | | | | | | | | | | | | | | | | | | | | | | | | | | | | | | | | | | | | | | |
| VL1128A1 | D6 BARBED CHECK VALVE | 4 | PZ | | | | | | | | | | | | | | | | | | | | | | | | | | | | | | | | | | | | | | | | | | | | | | | | | | |
| VL1165A0 | BB6-AR6 STRAIGHT FITTING | 2 | PZ | | | | | | | | | | | | | | | | | | | | | | | | | | | | | | | | | | | | | | | | | | | | | | | | | | |
| VL1166A0 | BB6-AR6 L FITTING | 2 | PZ | | | | | | | | | | | | | | | | | | | | | | | | | | | | | | | | | | | | | | | | | | | | | | | | | | |
| VL1174C0 | D1.2 MM CALIBRATED NOZZLE | 2 | PZ | | | | | | | | | | | | | | | | | | | | | | | | | | | | | | | | | | | | | | | | | | | | | | | | | | |
| VL1191A0 | ONE WASHING DISTRIBUTOR OUTLETS KIT | 2 | PZ | | | | | | | | | | | | | | | | | | | | | | | | | | | | | | | | | | | | | | | | | | | | | | | | | | |
| VM2172A0 | PUMP-WITH-CI RCUIT LOCKING PIN | 4 | PZ | | | | | | | | | | | | | | | | | | | | | | | | | | | | | | | | | | | | | | | | | | | | | | | | | | |
| KVL1225A | US HOOD WASHING SYSTEM KIT | <table border="1"> <thead> <tr> <th>Code</th> <th>Description</th> <th>Qty</th> <th>UOM</th> </tr> </thead> <tbody> <tr> <td>0H2213A1</td> <td>HOOD WATER CIRCUIT PLAT</td> <td>1</td> <td>PZ</td> </tr> <tr> <td>EL1450A0</td> <td>US SELF-CLEANIN G WATER SOLENOID</td> <td>2</td> <td>PZ</td> </tr> <tr> <td>GN1526A0</td> <td>INT. D.=6.9 TH=1.8 O-RIN</td> <td>5</td> <td>PZ</td> </tr> <tr> <td>RC1018A0</td> <td>ZINC PLATED D12 ELASTIC CLAMP</td> <td>5</td> <td>PZ</td> </tr> <tr> <td>RC1019A0</td> <td>D=10 ELASTIC CLAMP</td> <td>16</td> <td>PZ</td> </tr> <tr> <td>RC1131A0</td> <td>200X2.6 BLACK CLAMP</td> <td>1</td> <td>PZ</td> </tr> <tr> <td>RC1242A0</td> <td>D=10 CLOSED CAP</td> <td>2</td> <td>PZ</td> </tr> </tbody> </table> | Code | Description | Qty | UOM | 0H2213A1 | HOOD WATER CIRCUIT PLAT | 1 | PZ | EL1450A0 | US SELF-CLEANIN G WATER SOLENOID | 2 | PZ | GN1526A0 | INT. D.=6.9 TH=1.8 O-RIN | 5 | PZ | RC1018A0 | ZINC PLATED D12 ELASTIC CLAMP | 5 | PZ | RC1019A0 | D=10 ELASTIC CLAMP | 16 | PZ | RC1131A0 | 200X2.6 BLACK CLAMP | 1 | PZ | RC1242A0 | D=10 CLOSED CAP | 2 | PZ | | | | | | | | | | | | | | | | | | | |
| Code | Description | Qty | UOM | | | | | | | | | | | | | | | | | | | | | | | | | | | | | | | | | | | | | | | | | | | | | | | | | | |
| 0H2213A1 | HOOD WATER CIRCUIT PLAT | 1 | PZ | | | | | | | | | | | | | | | | | | | | | | | | | | | | | | | | | | | | | | | | | | | | | | | | | | |
| EL1450A0 | US SELF-CLEANIN G WATER SOLENOID | 2 | PZ | | | | | | | | | | | | | | | | | | | | | | | | | | | | | | | | | | | | | | | | | | | | | | | | | | |
| GN1526A0 | INT. D.=6.9 TH=1.8 O-RIN | 5 | PZ | | | | | | | | | | | | | | | | | | | | | | | | | | | | | | | | | | | | | | | | | | | | | | | | | | |
| RC1018A0 | ZINC PLATED D12 ELASTIC CLAMP | 5 | PZ | | | | | | | | | | | | | | | | | | | | | | | | | | | | | | | | | | | | | | | | | | | | | | | | | | |
| RC1019A0 | D=10 ELASTIC CLAMP | 16 | PZ | | | | | | | | | | | | | | | | | | | | | | | | | | | | | | | | | | | | | | | | | | | | | | | | | | |
| RC1131A0 | 200X2.6 BLACK CLAMP | 1 | PZ | | | | | | | | | | | | | | | | | | | | | | | | | | | | | | | | | | | | | | | | | | | | | | | | | | |
| RC1242A0 | D=10 CLOSED CAP | 2 | PZ | | | | | | | | | | | | | | | | | | | | | | | | | | | | | | | | | | | | | | | | | | | | | | | | | | |



| COMPONENT | | | SPARE PART | | | | | | | | | | | | | | | | | | | | | | | | | | | | | | | | | | | | | | | | | | | | | | | | | | | | | | | | | | | | | | | | | | | | | | | | | | | | | | | | | |
|-----------|---|---|------------|----------------------------|---|------|-------------|-----|-----|----------|-----------------------------------|-------|---|----------|---|-------|---|----------|--------------------------------|---|----|----------|----------------|---|----|----------|-----------------------------------|---|----|----------|-----------------------------------|---|----|----------|---|---|----|----------|-----------------------------|---|----|----------|-----------------------|---|----|----------|--------------------------|---|----|----------|-------------------|---|----|----------|---------------------------|---|----|----------|-------------------------------------|---|----|----------|------------------------------------|---|----|----------|--------------------------------|---|----|----------|---------------------------------------|---|------|-------------|-----|-----|----------|---------------------------|---|----|----------|---------------------------|---|----|
| Code | Description | Image | Code | Description | Components list | | | | | | | | | | | | | | | | | | | | | | | | | | | | | | | | | | | | | | | | | | | | | | | | | | | | | | | | | | | | | | | | | | | | | | | | | | | | | | | |
| VL1191A | ONE WASHING DISTRIBUTOR OUTLETS KIT |  | KVL1225A | US HOOD WASHING SYSTEM KIT | <table border="1"> <thead> <tr> <th>Code</th> <th>Description</th> <th>Qty</th> <th>UOM</th> </tr> </thead> <tbody> <tr> <td>TB2820A0</td> <td>6X10 EPDM PIPE FOR WASHING SYSTEM</td> <td>2.240</td> <td>M</td> </tr> <tr> <td>TB3132A0</td> <td>WHITE-BLUE EPDM TEXTILE BRAID HOSE 6X12</td> <td>0.440</td> <td>M</td> </tr> <tr> <td>VI1220A1</td> <td>4,2X12 TCB SELF-TAPPIN G SCREW</td> <td>3</td> <td>PZ</td> </tr> <tr> <td>VL1019A0</td> <td>VIBRATION PUMP</td> <td>1</td> <td>PZ</td> </tr> <tr> <td>VL1047A1</td> <td>D6 PIPE HOLDER - D8 J.G. TERMINAL</td> <td>1</td> <td>PZ</td> </tr> <tr> <td>VL1054B0</td> <td>ONE WASHING SYS INLET DISTRIBUTOR</td> <td>1</td> <td>PZ</td> </tr> <tr> <td>VL1102A1</td> <td>DETERGENT LINE FILTER + BARBED VNR 6 MM</td> <td>1</td> <td>PZ</td> </tr> <tr> <td>VL1127A1</td> <td>6MM BARBED T-SHAPED FITTING</td> <td>1</td> <td>PZ</td> </tr> <tr> <td>VL1128A1</td> <td>D6 BARBED CHECK VALVE</td> <td>2</td> <td>PZ</td> </tr> <tr> <td>VL1165A0</td> <td>BB6-AR6 STRAIGHT FITTING</td> <td>2</td> <td>PZ</td> </tr> <tr> <td>VL1166A0</td> <td>BB6-AR6 L FITTING</td> <td>2</td> <td>PZ</td> </tr> <tr> <td>VL1174C0</td> <td>D1.2 MM CALIBRATED NOZZLE</td> <td>1</td> <td>PZ</td> </tr> <tr> <td>VL1191A0</td> <td>ONE WASHING DISTRIBUTOR OUTLETS KIT</td> <td>1</td> <td>PZ</td> </tr> <tr> <td>VM1605A0</td> <td>CLIP TWIST LOCK DIAM. 10,2-12,7 MM</td> <td>2</td> <td>PZ</td> </tr> <tr> <td>VM2172A0</td> <td>PUMP-WITH-CI RCUIT LOCKING PIN</td> <td>5</td> <td>PZ</td> </tr> </tbody> </table> | Code | Description | Qty | UOM | TB2820A0 | 6X10 EPDM PIPE FOR WASHING SYSTEM | 2.240 | M | TB3132A0 | WHITE-BLUE EPDM TEXTILE BRAID HOSE 6X12 | 0.440 | M | VI1220A1 | 4,2X12 TCB SELF-TAPPIN G SCREW | 3 | PZ | VL1019A0 | VIBRATION PUMP | 1 | PZ | VL1047A1 | D6 PIPE HOLDER - D8 J.G. TERMINAL | 1 | PZ | VL1054B0 | ONE WASHING SYS INLET DISTRIBUTOR | 1 | PZ | VL1102A1 | DETERGENT LINE FILTER + BARBED VNR 6 MM | 1 | PZ | VL1127A1 | 6MM BARBED T-SHAPED FITTING | 1 | PZ | VL1128A1 | D6 BARBED CHECK VALVE | 2 | PZ | VL1165A0 | BB6-AR6 STRAIGHT FITTING | 2 | PZ | VL1166A0 | BB6-AR6 L FITTING | 2 | PZ | VL1174C0 | D1.2 MM CALIBRATED NOZZLE | 1 | PZ | VL1191A0 | ONE WASHING DISTRIBUTOR OUTLETS KIT | 1 | PZ | VM1605A0 | CLIP TWIST LOCK DIAM. 10,2-12,7 MM | 2 | PZ | VM2172A0 | PUMP-WITH-CI RCUIT LOCKING PIN | 5 | PZ | KVL1222A | EUR 0311 ONE PLUS CLEANING SYSTEM KIT | <table border="1"> <thead> <tr> <th>Code</th> <th>Description</th> <th>Qty</th> <th>UOM</th> </tr> </thead> <tbody> <tr> <td>0H2486A0</td> <td>0311 WASHING CIRCUIT PLAT</td> <td>1</td> <td>PZ</td> </tr> <tr> <td>EL1440A0</td> <td>WATER SELF CLEANING VALVE</td> <td>1</td> <td>PZ</td> </tr> </tbody> </table> | Code | Description | Qty | UOM | 0H2486A0 | 0311 WASHING CIRCUIT PLAT | 1 | PZ | EL1440A0 | WATER SELF CLEANING VALVE | 1 | PZ |
| | | | Code | Description | Qty | UOM | | | | | | | | | | | | | | | | | | | | | | | | | | | | | | | | | | | | | | | | | | | | | | | | | | | | | | | | | | | | | | | | | | | | | | | | | | | | | | |
| TB2820A0 | 6X10 EPDM PIPE FOR WASHING SYSTEM | 2.240 | M | | | | | | | | | | | | | | | | | | | | | | | | | | | | | | | | | | | | | | | | | | | | | | | | | | | | | | | | | | | | | | | | | | | | | | | | | | | | | | | | | |
| TB3132A0 | WHITE-BLUE EPDM TEXTILE BRAID HOSE 6X12 | 0.440 | M | | | | | | | | | | | | | | | | | | | | | | | | | | | | | | | | | | | | | | | | | | | | | | | | | | | | | | | | | | | | | | | | | | | | | | | | | | | | | | | | | |
| VI1220A1 | 4,2X12 TCB SELF-TAPPIN G SCREW | 3 | PZ | | | | | | | | | | | | | | | | | | | | | | | | | | | | | | | | | | | | | | | | | | | | | | | | | | | | | | | | | | | | | | | | | | | | | | | | | | | | | | | | | |
| VL1019A0 | VIBRATION PUMP | 1 | PZ | | | | | | | | | | | | | | | | | | | | | | | | | | | | | | | | | | | | | | | | | | | | | | | | | | | | | | | | | | | | | | | | | | | | | | | | | | | | | | | | | |
| VL1047A1 | D6 PIPE HOLDER - D8 J.G. TERMINAL | 1 | PZ | | | | | | | | | | | | | | | | | | | | | | | | | | | | | | | | | | | | | | | | | | | | | | | | | | | | | | | | | | | | | | | | | | | | | | | | | | | | | | | | | |
| VL1054B0 | ONE WASHING SYS INLET DISTRIBUTOR | 1 | PZ | | | | | | | | | | | | | | | | | | | | | | | | | | | | | | | | | | | | | | | | | | | | | | | | | | | | | | | | | | | | | | | | | | | | | | | | | | | | | | | | | |
| VL1102A1 | DETERGENT LINE FILTER + BARBED VNR 6 MM | 1 | PZ | | | | | | | | | | | | | | | | | | | | | | | | | | | | | | | | | | | | | | | | | | | | | | | | | | | | | | | | | | | | | | | | | | | | | | | | | | | | | | | | | |
| VL1127A1 | 6MM BARBED T-SHAPED FITTING | 1 | PZ | | | | | | | | | | | | | | | | | | | | | | | | | | | | | | | | | | | | | | | | | | | | | | | | | | | | | | | | | | | | | | | | | | | | | | | | | | | | | | | | | |
| VL1128A1 | D6 BARBED CHECK VALVE | 2 | PZ | | | | | | | | | | | | | | | | | | | | | | | | | | | | | | | | | | | | | | | | | | | | | | | | | | | | | | | | | | | | | | | | | | | | | | | | | | | | | | | | | |
| VL1165A0 | BB6-AR6 STRAIGHT FITTING | 2 | PZ | | | | | | | | | | | | | | | | | | | | | | | | | | | | | | | | | | | | | | | | | | | | | | | | | | | | | | | | | | | | | | | | | | | | | | | | | | | | | | | | | |
| VL1166A0 | BB6-AR6 L FITTING | 2 | PZ | | | | | | | | | | | | | | | | | | | | | | | | | | | | | | | | | | | | | | | | | | | | | | | | | | | | | | | | | | | | | | | | | | | | | | | | | | | | | | | | | |
| VL1174C0 | D1.2 MM CALIBRATED NOZZLE | 1 | PZ | | | | | | | | | | | | | | | | | | | | | | | | | | | | | | | | | | | | | | | | | | | | | | | | | | | | | | | | | | | | | | | | | | | | | | | | | | | | | | | | | |
| VL1191A0 | ONE WASHING DISTRIBUTOR OUTLETS KIT | 1 | PZ | | | | | | | | | | | | | | | | | | | | | | | | | | | | | | | | | | | | | | | | | | | | | | | | | | | | | | | | | | | | | | | | | | | | | | | | | | | | | | | | | |
| VM1605A0 | CLIP TWIST LOCK DIAM. 10,2-12,7 MM | 2 | PZ | | | | | | | | | | | | | | | | | | | | | | | | | | | | | | | | | | | | | | | | | | | | | | | | | | | | | | | | | | | | | | | | | | | | | | | | | | | | | | | | | |
| VM2172A0 | PUMP-WITH-CI RCUIT LOCKING PIN | 5 | PZ | | | | | | | | | | | | | | | | | | | | | | | | | | | | | | | | | | | | | | | | | | | | | | | | | | | | | | | | | | | | | | | | | | | | | | | | | | | | | | | | | |
| Code | Description | Qty | UOM | | | | | | | | | | | | | | | | | | | | | | | | | | | | | | | | | | | | | | | | | | | | | | | | | | | | | | | | | | | | | | | | | | | | | | | | | | | | | | | | | |
| 0H2486A0 | 0311 WASHING CIRCUIT PLAT | 1 | PZ | | | | | | | | | | | | | | | | | | | | | | | | | | | | | | | | | | | | | | | | | | | | | | | | | | | | | | | | | | | | | | | | | | | | | | | | | | | | | | | | | |
| EL1440A0 | WATER SELF CLEANING VALVE | 1 | PZ | | | | | | | | | | | | | | | | | | | | | | | | | | | | | | | | | | | | | | | | | | | | | | | | | | | | | | | | | | | | | | | | | | | | | | | | | | | | | | | | | |


| COMPONENT | | | SPARE PART | | | | | | | | | | | | | | | | | | | | | | | | | | | | | | | | | | | | | | | | | | | | | | | | | | | | | | | | | | | | | | | | | | | | | | | | | | |
|-----------|---|---|------------|---------------------------------------|---|------|-------------|-----|-----|----------|--------------------------|---|----|----------|-------------------------------|---|----|----------|--------------------|----|----|----------|-----------------|---|----|----------|-----------------------------------|-------|---|----------|---|-------|---|----------|--------------------------------|---|----|----------|----------------|---|----|----------|-----------------------------------|---|----|----------|-----------------------------------|---|----|----------|---|---|----|----------|-----------------------|---|----|----------|--------------------------|---|----|----------|-------------------|---|----|----------|---------------------------|---|----|----------|-------------------------------------|---|----|----------|--------------------------------|---|----|
| Code | Description | Image | Code | Description | Components list | | | | | | | | | | | | | | | | | | | | | | | | | | | | | | | | | | | | | | | | | | | | | | | | | | | | | | | | | | | | | | | | | | | | | | | | |
| VL1191A | ONE WASHING DISTRIBUTOR OUTLETS KIT |  | KVL1222A | EUR 0311 ONE PLUS CLEANING SYSTEM KIT | <table border="1"> <thead> <tr> <th>Code</th> <th>Description</th> <th>Qty</th> <th>UOM</th> </tr> </thead> <tbody> <tr> <td>GN1526A0</td> <td>INT. D.=6.9 TH=1.8 O-RIN</td> <td>3</td> <td>PZ</td> </tr> <tr> <td>RC1018A0</td> <td>ZINC PLATED D12 ELASTIC CLAMP</td> <td>2</td> <td>PZ</td> </tr> <tr> <td>RC1019A0</td> <td>D=10 ELASTIC CLAMP</td> <td>14</td> <td>PZ</td> </tr> <tr> <td>RC1242A0</td> <td>D=10 CLOSED CAP</td> <td>2</td> <td>PZ</td> </tr> <tr> <td>TB2820A0</td> <td>6X10 EPDM PIPE FOR WASHING SYSTEM</td> <td>1.460</td> <td>M</td> </tr> <tr> <td>TB3132A0</td> <td>WHITE-BLUE EPDM TEXTILE BRAID HOSE 6X12</td> <td>0.670</td> <td>M</td> </tr> <tr> <td>VI1220A1</td> <td>4,2X12 TCB SELF-TAPPIN G SCREW</td> <td>4</td> <td>PZ</td> </tr> <tr> <td>VL1019A0</td> <td>VIBRATION PUMP</td> <td>1</td> <td>PZ</td> </tr> <tr> <td>VL1047A1</td> <td>D6 PIPE HOLDER - D8 J.G. TERMINAL</td> <td>1</td> <td>PZ</td> </tr> <tr> <td>VL1054B0</td> <td>ONE WASHING SYS INLET DISTRIBUTOR</td> <td>1</td> <td>PZ</td> </tr> <tr> <td>VL1102A1</td> <td>DETERGENT LINE FILTER + BARBED VNR 6 MM</td> <td>1</td> <td>PZ</td> </tr> <tr> <td>VL1128A1</td> <td>D6 BARBED CHECK VALVE</td> <td>2</td> <td>PZ</td> </tr> <tr> <td>VL1165A0</td> <td>BB6-AR6 STRAIGHT FITTING</td> <td>1</td> <td>PZ</td> </tr> <tr> <td>VL1166A0</td> <td>BB6-AR6 L FITTING</td> <td>1</td> <td>PZ</td> </tr> <tr> <td>VL1174C0</td> <td>D1.2 MM CALIBRATED NOZZLE</td> <td>1</td> <td>PZ</td> </tr> <tr> <td>VL1191A0</td> <td>ONE WASHING DISTRIBUTOR OUTLETS KIT</td> <td>1</td> <td>PZ</td> </tr> <tr> <td>VM2172A0</td> <td>PUMP-WITH-CI RCUIT LOCKING PIN</td> <td>3</td> <td>PZ</td> </tr> </tbody> </table> | Code | Description | Qty | UOM | GN1526A0 | INT. D.=6.9 TH=1.8 O-RIN | 3 | PZ | RC1018A0 | ZINC PLATED D12 ELASTIC CLAMP | 2 | PZ | RC1019A0 | D=10 ELASTIC CLAMP | 14 | PZ | RC1242A0 | D=10 CLOSED CAP | 2 | PZ | TB2820A0 | 6X10 EPDM PIPE FOR WASHING SYSTEM | 1.460 | M | TB3132A0 | WHITE-BLUE EPDM TEXTILE BRAID HOSE 6X12 | 0.670 | M | VI1220A1 | 4,2X12 TCB SELF-TAPPIN G SCREW | 4 | PZ | VL1019A0 | VIBRATION PUMP | 1 | PZ | VL1047A1 | D6 PIPE HOLDER - D8 J.G. TERMINAL | 1 | PZ | VL1054B0 | ONE WASHING SYS INLET DISTRIBUTOR | 1 | PZ | VL1102A1 | DETERGENT LINE FILTER + BARBED VNR 6 MM | 1 | PZ | VL1128A1 | D6 BARBED CHECK VALVE | 2 | PZ | VL1165A0 | BB6-AR6 STRAIGHT FITTING | 1 | PZ | VL1166A0 | BB6-AR6 L FITTING | 1 | PZ | VL1174C0 | D1.2 MM CALIBRATED NOZZLE | 1 | PZ | VL1191A0 | ONE WASHING DISTRIBUTOR OUTLETS KIT | 1 | PZ | VM2172A0 | PUMP-WITH-CI RCUIT LOCKING PIN | 3 | PZ |
| Code | Description | Qty | UOM | | | | | | | | | | | | | | | | | | | | | | | | | | | | | | | | | | | | | | | | | | | | | | | | | | | | | | | | | | | | | | | | | | | | | | | | | | |
| GN1526A0 | INT. D.=6.9 TH=1.8 O-RIN | 3 | PZ | | | | | | | | | | | | | | | | | | | | | | | | | | | | | | | | | | | | | | | | | | | | | | | | | | | | | | | | | | | | | | | | | | | | | | | | | | |
| RC1018A0 | ZINC PLATED D12 ELASTIC CLAMP | 2 | PZ | | | | | | | | | | | | | | | | | | | | | | | | | | | | | | | | | | | | | | | | | | | | | | | | | | | | | | | | | | | | | | | | | | | | | | | | | | |
| RC1019A0 | D=10 ELASTIC CLAMP | 14 | PZ | | | | | | | | | | | | | | | | | | | | | | | | | | | | | | | | | | | | | | | | | | | | | | | | | | | | | | | | | | | | | | | | | | | | | | | | | | |
| RC1242A0 | D=10 CLOSED CAP | 2 | PZ | | | | | | | | | | | | | | | | | | | | | | | | | | | | | | | | | | | | | | | | | | | | | | | | | | | | | | | | | | | | | | | | | | | | | | | | | | |
| TB2820A0 | 6X10 EPDM PIPE FOR WASHING SYSTEM | 1.460 | M | | | | | | | | | | | | | | | | | | | | | | | | | | | | | | | | | | | | | | | | | | | | | | | | | | | | | | | | | | | | | | | | | | | | | | | | | | |
| TB3132A0 | WHITE-BLUE EPDM TEXTILE BRAID HOSE 6X12 | 0.670 | M | | | | | | | | | | | | | | | | | | | | | | | | | | | | | | | | | | | | | | | | | | | | | | | | | | | | | | | | | | | | | | | | | | | | | | | | | | |
| VI1220A1 | 4,2X12 TCB SELF-TAPPIN G SCREW | 4 | PZ | | | | | | | | | | | | | | | | | | | | | | | | | | | | | | | | | | | | | | | | | | | | | | | | | | | | | | | | | | | | | | | | | | | | | | | | | | |
| VL1019A0 | VIBRATION PUMP | 1 | PZ | | | | | | | | | | | | | | | | | | | | | | | | | | | | | | | | | | | | | | | | | | | | | | | | | | | | | | | | | | | | | | | | | | | | | | | | | | |
| VL1047A1 | D6 PIPE HOLDER - D8 J.G. TERMINAL | 1 | PZ | | | | | | | | | | | | | | | | | | | | | | | | | | | | | | | | | | | | | | | | | | | | | | | | | | | | | | | | | | | | | | | | | | | | | | | | | | |
| VL1054B0 | ONE WASHING SYS INLET DISTRIBUTOR | 1 | PZ | | | | | | | | | | | | | | | | | | | | | | | | | | | | | | | | | | | | | | | | | | | | | | | | | | | | | | | | | | | | | | | | | | | | | | | | | | |
| VL1102A1 | DETERGENT LINE FILTER + BARBED VNR 6 MM | 1 | PZ | | | | | | | | | | | | | | | | | | | | | | | | | | | | | | | | | | | | | | | | | | | | | | | | | | | | | | | | | | | | | | | | | | | | | | | | | | |
| VL1128A1 | D6 BARBED CHECK VALVE | 2 | PZ | | | | | | | | | | | | | | | | | | | | | | | | | | | | | | | | | | | | | | | | | | | | | | | | | | | | | | | | | | | | | | | | | | | | | | | | | | |
| VL1165A0 | BB6-AR6 STRAIGHT FITTING | 1 | PZ | | | | | | | | | | | | | | | | | | | | | | | | | | | | | | | | | | | | | | | | | | | | | | | | | | | | | | | | | | | | | | | | | | | | | | | | | | |
| VL1166A0 | BB6-AR6 L FITTING | 1 | PZ | | | | | | | | | | | | | | | | | | | | | | | | | | | | | | | | | | | | | | | | | | | | | | | | | | | | | | | | | | | | | | | | | | | | | | | | | | |
| VL1174C0 | D1.2 MM CALIBRATED NOZZLE | 1 | PZ | | | | | | | | | | | | | | | | | | | | | | | | | | | | | | | | | | | | | | | | | | | | | | | | | | | | | | | | | | | | | | | | | | | | | | | | | | |
| VL1191A0 | ONE WASHING DISTRIBUTOR OUTLETS KIT | 1 | PZ | | | | | | | | | | | | | | | | | | | | | | | | | | | | | | | | | | | | | | | | | | | | | | | | | | | | | | | | | | | | | | | | | | | | | | | | | | |
| VM2172A0 | PUMP-WITH-CI RCUIT LOCKING PIN | 3 | PZ | | | | | | | | | | | | | | | | | | | | | | | | | | | | | | | | | | | | | | | | | | | | | | | | | | | | | | | | | | | | | | | | | | | | | | | | | | |




| COMPONENT | | | SPARE PART | | | | | | | | | | | | | | | | | | | | | | | | | | | | | | | | | | | | | | | | | | | | | | | | | | | | | | | | | | | | | | | | | | | | | | | | | | | | | | | | | | | | | | |
|-----------|---|---|------------|--|--|------|-------------|-----|-----|----------|--|---|----|----------|---------------------------|---|----|----------|--------------------------|---|----|----------|-------------------------------|---|----|----------|--------------------|----|----|----------|--------------|---|----|----------|-----------------|---|----|----------|-----------------------------------|-------|---|----------|---|-------|---|----------|--------------------------------|---|----|----------|----------------|---|----|----------|-----------------------------------|---|----|----------|-----------------------------------|---|----|----------|---|---|----|----------|-----------------------|---|----|----------|--------------------------|---|----|----------|-------------------|---|----|----------|---------------------------|---|----|----------|-------------------------------------|---|----|----------|--------------------------------|---|----|
| Code | Description | Image | Code | Description | Components list | | | | | | | | | | | | | | | | | | | | | | | | | | | | | | | | | | | | | | | | | | | | | | | | | | | | | | | | | | | | | | | | | | | | | | | | | | | | | | | | | | | | |
| VL1191A | ONE WASHING DISTRIBUTOR OUTLETS KIT |  | KVL1211A | ONE COMPACT AND 0523-EP WASH. SYSTEM KIT | <table border="1"> <thead> <tr> <th>Code</th> <th>Description</th> <th>Qty</th> <th>UOM</th> </tr> </thead> <tbody> <tr> <td>0H2427A0</td> <td></td> <td>1</td> <td>PZ</td> </tr> <tr> <td>EL1440A0</td> <td>WATER SELF CLEANING VALVE</td> <td>1</td> <td>PZ</td> </tr> <tr> <td>GN1526A0</td> <td>INT. D.=6.9 TH=1.8 O-RIN</td> <td>3</td> <td>PZ</td> </tr> <tr> <td>RC1018A0</td> <td>ZINC PLATED D12 ELASTIC CLAMP</td> <td>2</td> <td>PZ</td> </tr> <tr> <td>RC1019A0</td> <td>D=10 ELASTIC CLAMP</td> <td>14</td> <td>PZ</td> </tr> <tr> <td>RC1130A0</td> <td>130X2,6 CLAM</td> <td>1</td> <td>PZ</td> </tr> <tr> <td>RC1242A0</td> <td>D=10 CLOSED CAP</td> <td>2</td> <td>PZ</td> </tr> <tr> <td>TB2820A0</td> <td>6X10 EPDM PIPE FOR WASHING SYSTEM</td> <td>1.290</td> <td>M</td> </tr> <tr> <td>TB3132A0</td> <td>WHITE-BLUE EPDM TEXTILE BRAID HOSE 6X12</td> <td>0.670</td> <td>M</td> </tr> <tr> <td>VH1220A1</td> <td>4,2X12 TCB SELF-TAPPIN G SCREW</td> <td>4</td> <td>PZ</td> </tr> <tr> <td>VL1019A0</td> <td>VIBRATION PUMP</td> <td>1</td> <td>PZ</td> </tr> <tr> <td>VL1047A1</td> <td>D6 PIPE HOLDER - D8 J.G. TERMINAL</td> <td>1</td> <td>PZ</td> </tr> <tr> <td>VL1054B0</td> <td>ONE WASHING SYS INLET DISTRIBUTOR</td> <td>1</td> <td>PZ</td> </tr> <tr> <td>VL1102A1</td> <td>DETERGENT LINE FILTER + BARBED VNR 6 MM</td> <td>1</td> <td>PZ</td> </tr> <tr> <td>VL1128A1</td> <td>D6 BARBED CHECK VALVE</td> <td>2</td> <td>PZ</td> </tr> <tr> <td>VL1165A0</td> <td>BB6-AR6 STRAIGHT FITTING</td> <td>1</td> <td>PZ</td> </tr> <tr> <td>VL1166A0</td> <td>BB6-AR6 L FITTING</td> <td>1</td> <td>PZ</td> </tr> <tr> <td>VL1174C0</td> <td>D1.2 MM CALIBRATED NOZZLE</td> <td>1</td> <td>PZ</td> </tr> <tr> <td>VL1191A0</td> <td>ONE WASHING DISTRIBUTOR OUTLETS KIT</td> <td>1</td> <td>PZ</td> </tr> <tr> <td>VM2172A0</td> <td>PUMP-WITH-CI RCUIT LOCKING PIN</td> <td>3</td> <td>PZ</td> </tr> </tbody> </table> | Code | Description | Qty | UOM | 0H2427A0 | | 1 | PZ | EL1440A0 | WATER SELF CLEANING VALVE | 1 | PZ | GN1526A0 | INT. D.=6.9 TH=1.8 O-RIN | 3 | PZ | RC1018A0 | ZINC PLATED D12 ELASTIC CLAMP | 2 | PZ | RC1019A0 | D=10 ELASTIC CLAMP | 14 | PZ | RC1130A0 | 130X2,6 CLAM | 1 | PZ | RC1242A0 | D=10 CLOSED CAP | 2 | PZ | TB2820A0 | 6X10 EPDM PIPE FOR WASHING SYSTEM | 1.290 | M | TB3132A0 | WHITE-BLUE EPDM TEXTILE BRAID HOSE 6X12 | 0.670 | M | VH1220A1 | 4,2X12 TCB SELF-TAPPIN G SCREW | 4 | PZ | VL1019A0 | VIBRATION PUMP | 1 | PZ | VL1047A1 | D6 PIPE HOLDER - D8 J.G. TERMINAL | 1 | PZ | VL1054B0 | ONE WASHING SYS INLET DISTRIBUTOR | 1 | PZ | VL1102A1 | DETERGENT LINE FILTER + BARBED VNR 6 MM | 1 | PZ | VL1128A1 | D6 BARBED CHECK VALVE | 2 | PZ | VL1165A0 | BB6-AR6 STRAIGHT FITTING | 1 | PZ | VL1166A0 | BB6-AR6 L FITTING | 1 | PZ | VL1174C0 | D1.2 MM CALIBRATED NOZZLE | 1 | PZ | VL1191A0 | ONE WASHING DISTRIBUTOR OUTLETS KIT | 1 | PZ | VM2172A0 | PUMP-WITH-CI RCUIT LOCKING PIN | 3 | PZ |
| Code | Description | Qty | UOM | | | | | | | | | | | | | | | | | | | | | | | | | | | | | | | | | | | | | | | | | | | | | | | | | | | | | | | | | | | | | | | | | | | | | | | | | | | | | | | | | | | | | | |
| 0H2427A0 | | 1 | PZ | | | | | | | | | | | | | | | | | | | | | | | | | | | | | | | | | | | | | | | | | | | | | | | | | | | | | | | | | | | | | | | | | | | | | | | | | | | | | | | | | | | | | | |
| EL1440A0 | WATER SELF CLEANING VALVE | 1 | PZ | | | | | | | | | | | | | | | | | | | | | | | | | | | | | | | | | | | | | | | | | | | | | | | | | | | | | | | | | | | | | | | | | | | | | | | | | | | | | | | | | | | | | | |
| GN1526A0 | INT. D.=6.9 TH=1.8 O-RIN | 3 | PZ | | | | | | | | | | | | | | | | | | | | | | | | | | | | | | | | | | | | | | | | | | | | | | | | | | | | | | | | | | | | | | | | | | | | | | | | | | | | | | | | | | | | | | |
| RC1018A0 | ZINC PLATED D12 ELASTIC CLAMP | 2 | PZ | | | | | | | | | | | | | | | | | | | | | | | | | | | | | | | | | | | | | | | | | | | | | | | | | | | | | | | | | | | | | | | | | | | | | | | | | | | | | | | | | | | | | | |
| RC1019A0 | D=10 ELASTIC CLAMP | 14 | PZ | | | | | | | | | | | | | | | | | | | | | | | | | | | | | | | | | | | | | | | | | | | | | | | | | | | | | | | | | | | | | | | | | | | | | | | | | | | | | | | | | | | | | | |
| RC1130A0 | 130X2,6 CLAM | 1 | PZ | | | | | | | | | | | | | | | | | | | | | | | | | | | | | | | | | | | | | | | | | | | | | | | | | | | | | | | | | | | | | | | | | | | | | | | | | | | | | | | | | | | | | | |
| RC1242A0 | D=10 CLOSED CAP | 2 | PZ | | | | | | | | | | | | | | | | | | | | | | | | | | | | | | | | | | | | | | | | | | | | | | | | | | | | | | | | | | | | | | | | | | | | | | | | | | | | | | | | | | | | | | |
| TB2820A0 | 6X10 EPDM PIPE FOR WASHING SYSTEM | 1.290 | M | | | | | | | | | | | | | | | | | | | | | | | | | | | | | | | | | | | | | | | | | | | | | | | | | | | | | | | | | | | | | | | | | | | | | | | | | | | | | | | | | | | | | | |
| TB3132A0 | WHITE-BLUE EPDM TEXTILE BRAID HOSE 6X12 | 0.670 | M | | | | | | | | | | | | | | | | | | | | | | | | | | | | | | | | | | | | | | | | | | | | | | | | | | | | | | | | | | | | | | | | | | | | | | | | | | | | | | | | | | | | | | |
| VH1220A1 | 4,2X12 TCB SELF-TAPPIN G SCREW | 4 | PZ | | | | | | | | | | | | | | | | | | | | | | | | | | | | | | | | | | | | | | | | | | | | | | | | | | | | | | | | | | | | | | | | | | | | | | | | | | | | | | | | | | | | | | |
| VL1019A0 | VIBRATION PUMP | 1 | PZ | | | | | | | | | | | | | | | | | | | | | | | | | | | | | | | | | | | | | | | | | | | | | | | | | | | | | | | | | | | | | | | | | | | | | | | | | | | | | | | | | | | | | | |
| VL1047A1 | D6 PIPE HOLDER - D8 J.G. TERMINAL | 1 | PZ | | | | | | | | | | | | | | | | | | | | | | | | | | | | | | | | | | | | | | | | | | | | | | | | | | | | | | | | | | | | | | | | | | | | | | | | | | | | | | | | | | | | | | |
| VL1054B0 | ONE WASHING SYS INLET DISTRIBUTOR | 1 | PZ | | | | | | | | | | | | | | | | | | | | | | | | | | | | | | | | | | | | | | | | | | | | | | | | | | | | | | | | | | | | | | | | | | | | | | | | | | | | | | | | | | | | | | |
| VL1102A1 | DETERGENT LINE FILTER + BARBED VNR 6 MM | 1 | PZ | | | | | | | | | | | | | | | | | | | | | | | | | | | | | | | | | | | | | | | | | | | | | | | | | | | | | | | | | | | | | | | | | | | | | | | | | | | | | | | | | | | | | | |
| VL1128A1 | D6 BARBED CHECK VALVE | 2 | PZ | | | | | | | | | | | | | | | | | | | | | | | | | | | | | | | | | | | | | | | | | | | | | | | | | | | | | | | | | | | | | | | | | | | | | | | | | | | | | | | | | | | | | | |
| VL1165A0 | BB6-AR6 STRAIGHT FITTING | 1 | PZ | | | | | | | | | | | | | | | | | | | | | | | | | | | | | | | | | | | | | | | | | | | | | | | | | | | | | | | | | | | | | | | | | | | | | | | | | | | | | | | | | | | | | | |
| VL1166A0 | BB6-AR6 L FITTING | 1 | PZ | | | | | | | | | | | | | | | | | | | | | | | | | | | | | | | | | | | | | | | | | | | | | | | | | | | | | | | | | | | | | | | | | | | | | | | | | | | | | | | | | | | | | | |
| VL1174C0 | D1.2 MM CALIBRATED NOZZLE | 1 | PZ | | | | | | | | | | | | | | | | | | | | | | | | | | | | | | | | | | | | | | | | | | | | | | | | | | | | | | | | | | | | | | | | | | | | | | | | | | | | | | | | | | | | | | |
| VL1191A0 | ONE WASHING DISTRIBUTOR OUTLETS KIT | 1 | PZ | | | | | | | | | | | | | | | | | | | | | | | | | | | | | | | | | | | | | | | | | | | | | | | | | | | | | | | | | | | | | | | | | | | | | | | | | | | | | | | | | | | | | | |
| VM2172A0 | PUMP-WITH-CI RCUIT LOCKING PIN | 3 | PZ | | | | | | | | | | | | | | | | | | | | | | | | | | | | | | | | | | | | | | | | | | | | | | | | | | | | | | | | | | | | | | | | | | | | | | | | | | | | | | | | | | | | | | |




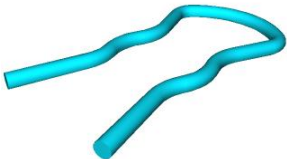

PLATON SERVICE
8 (800) 500-34-47
www.platonservice.com


| COMPONENT | | | SPARE PART | | | | | | | | | | | | | | | | | | | | | | | | | | | | | | | | | | | | | | | | | | | | | | | | | | | | | | | | | | | | | | | | | | | | | | | | | | | | | | | | | | |
|-----------|---|---|------------|--------------------------------|--|------|-------------|-----|-----|----------|-------------------------|---|----|----------|---------------------------|---|----|----------|--------------------------|---|----|----------|-------------------------------|---|----|----------|--------------------|----|----|----------|---------------------|---|----|----------|-----------------|---|----|----------|-----------------------------------|-------|---|----------|---|-------|---|----------|--------------------------------|---|----|----------|----------------|---|----|----------|-----------------------------------|---|----|----------|-----------------------------------|---|----|----------|---|---|----|----------|-----------------------------|---|----|----------|-----------------------|---|----|----------|--------------------------|---|----|----------|-------------------|---|----|----------|---------------------------|---|----|
| Code | Description | Image | Code | Description | Components list | | | | | | | | | | | | | | | | | | | | | | | | | | | | | | | | | | | | | | | | | | | | | | | | | | | | | | | | | | | | | | | | | | | | | | | | | | | | | | | | |
| VL1191A | ONE WASHING DISTRIBUTOR OUTLETS KIT |  | KVL1198A | MM EU HOOD CLEANING SYSTEM KIT | <table border="1"> <thead> <tr> <th>Code</th> <th>Description</th> <th>Qty</th> <th>UOM</th> </tr> </thead> <tbody> <tr> <td>0H2213A1</td> <td>HOOD WATER CIRCUIT PLAT</td> <td>1</td> <td>PZ</td> </tr> <tr> <td>EL1440A0</td> <td>WATER SELF CLEANING VALVE</td> <td>2</td> <td>PZ</td> </tr> <tr> <td>GN1526A0</td> <td>INT. D.=6.9 TH=1.8 O-RIN</td> <td>5</td> <td>PZ</td> </tr> <tr> <td>RC1018A0</td> <td>ZINC PLATED D12 ELASTIC CLAMP</td> <td>6</td> <td>PZ</td> </tr> <tr> <td>RC1019A0</td> <td>D=10 ELASTIC CLAMP</td> <td>16</td> <td>PZ</td> </tr> <tr> <td>RC1131A0</td> <td>200X2.6 BLACK CLAMP</td> <td>1</td> <td>PZ</td> </tr> <tr> <td>RC1242A0</td> <td>D=10 CLOSED CAP</td> <td>2</td> <td>PZ</td> </tr> <tr> <td>TB2820A0</td> <td>6X10 EPDM PIPE FOR WASHING SYSTEM</td> <td>2.240</td> <td>M</td> </tr> <tr> <td>TB3132A0</td> <td>WHITE-BLUE EPDM TEXTILE BRAID HOSE 6X12</td> <td>0.440</td> <td>M</td> </tr> <tr> <td>VI1220A1</td> <td>4,2X12 TCB SELF-TAPPIN G SCREW</td> <td>3</td> <td>PZ</td> </tr> <tr> <td>VL1019A0</td> <td>VIBRATION PUMP</td> <td>1</td> <td>PZ</td> </tr> <tr> <td>VL1047A1</td> <td>D6 PIPE HOLDER - D8 J.G. TERMINAL</td> <td>2</td> <td>PZ</td> </tr> <tr> <td>VL1054B0</td> <td>ONE WASHING SYS INLET DISTRIBUTOR</td> <td>1</td> <td>PZ</td> </tr> <tr> <td>VL1102A1</td> <td>DETERGENT LINE FILTER + BARBED VNR 6 MM</td> <td>1</td> <td>PZ</td> </tr> <tr> <td>VL1127A1</td> <td>6MM BARBED T-SHAPED FITTING</td> <td>1</td> <td>PZ</td> </tr> <tr> <td>VL1128A1</td> <td>D6 BARBED CHECK VALVE</td> <td>2</td> <td>PZ</td> </tr> <tr> <td>VL1165A0</td> <td>BB6-AR6 STRAIGHT FITTING</td> <td>2</td> <td>PZ</td> </tr> <tr> <td>VL1166A0</td> <td>BB6-AR6 L FITTING</td> <td>2</td> <td>PZ</td> </tr> <tr> <td>VL1174C0</td> <td>D1.2 MM CALIBRATED NOZZLE</td> <td>1</td> <td>PZ</td> </tr> </tbody> </table> | Code | Description | Qty | UOM | 0H2213A1 | HOOD WATER CIRCUIT PLAT | 1 | PZ | EL1440A0 | WATER SELF CLEANING VALVE | 2 | PZ | GN1526A0 | INT. D.=6.9 TH=1.8 O-RIN | 5 | PZ | RC1018A0 | ZINC PLATED D12 ELASTIC CLAMP | 6 | PZ | RC1019A0 | D=10 ELASTIC CLAMP | 16 | PZ | RC1131A0 | 200X2.6 BLACK CLAMP | 1 | PZ | RC1242A0 | D=10 CLOSED CAP | 2 | PZ | TB2820A0 | 6X10 EPDM PIPE FOR WASHING SYSTEM | 2.240 | M | TB3132A0 | WHITE-BLUE EPDM TEXTILE BRAID HOSE 6X12 | 0.440 | M | VI1220A1 | 4,2X12 TCB SELF-TAPPIN G SCREW | 3 | PZ | VL1019A0 | VIBRATION PUMP | 1 | PZ | VL1047A1 | D6 PIPE HOLDER - D8 J.G. TERMINAL | 2 | PZ | VL1054B0 | ONE WASHING SYS INLET DISTRIBUTOR | 1 | PZ | VL1102A1 | DETERGENT LINE FILTER + BARBED VNR 6 MM | 1 | PZ | VL1127A1 | 6MM BARBED T-SHAPED FITTING | 1 | PZ | VL1128A1 | D6 BARBED CHECK VALVE | 2 | PZ | VL1165A0 | BB6-AR6 STRAIGHT FITTING | 2 | PZ | VL1166A0 | BB6-AR6 L FITTING | 2 | PZ | VL1174C0 | D1.2 MM CALIBRATED NOZZLE | 1 | PZ |
| Code | Description | Qty | UOM | | | | | | | | | | | | | | | | | | | | | | | | | | | | | | | | | | | | | | | | | | | | | | | | | | | | | | | | | | | | | | | | | | | | | | | | | | | | | | | | | | |
| 0H2213A1 | HOOD WATER CIRCUIT PLAT | 1 | PZ | | | | | | | | | | | | | | | | | | | | | | | | | | | | | | | | | | | | | | | | | | | | | | | | | | | | | | | | | | | | | | | | | | | | | | | | | | | | | | | | | | |
| EL1440A0 | WATER SELF CLEANING VALVE | 2 | PZ | | | | | | | | | | | | | | | | | | | | | | | | | | | | | | | | | | | | | | | | | | | | | | | | | | | | | | | | | | | | | | | | | | | | | | | | | | | | | | | | | | |
| GN1526A0 | INT. D.=6.9 TH=1.8 O-RIN | 5 | PZ | | | | | | | | | | | | | | | | | | | | | | | | | | | | | | | | | | | | | | | | | | | | | | | | | | | | | | | | | | | | | | | | | | | | | | | | | | | | | | | | | | |
| RC1018A0 | ZINC PLATED D12 ELASTIC CLAMP | 6 | PZ | | | | | | | | | | | | | | | | | | | | | | | | | | | | | | | | | | | | | | | | | | | | | | | | | | | | | | | | | | | | | | | | | | | | | | | | | | | | | | | | | | |
| RC1019A0 | D=10 ELASTIC CLAMP | 16 | PZ | | | | | | | | | | | | | | | | | | | | | | | | | | | | | | | | | | | | | | | | | | | | | | | | | | | | | | | | | | | | | | | | | | | | | | | | | | | | | | | | | | |
| RC1131A0 | 200X2.6 BLACK CLAMP | 1 | PZ | | | | | | | | | | | | | | | | | | | | | | | | | | | | | | | | | | | | | | | | | | | | | | | | | | | | | | | | | | | | | | | | | | | | | | | | | | | | | | | | | | |
| RC1242A0 | D=10 CLOSED CAP | 2 | PZ | | | | | | | | | | | | | | | | | | | | | | | | | | | | | | | | | | | | | | | | | | | | | | | | | | | | | | | | | | | | | | | | | | | | | | | | | | | | | | | | | | |
| TB2820A0 | 6X10 EPDM PIPE FOR WASHING SYSTEM | 2.240 | M | | | | | | | | | | | | | | | | | | | | | | | | | | | | | | | | | | | | | | | | | | | | | | | | | | | | | | | | | | | | | | | | | | | | | | | | | | | | | | | | | | |
| TB3132A0 | WHITE-BLUE EPDM TEXTILE BRAID HOSE 6X12 | 0.440 | M | | | | | | | | | | | | | | | | | | | | | | | | | | | | | | | | | | | | | | | | | | | | | | | | | | | | | | | | | | | | | | | | | | | | | | | | | | | | | | | | | | |
| VI1220A1 | 4,2X12 TCB SELF-TAPPIN G SCREW | 3 | PZ | | | | | | | | | | | | | | | | | | | | | | | | | | | | | | | | | | | | | | | | | | | | | | | | | | | | | | | | | | | | | | | | | | | | | | | | | | | | | | | | | | |
| VL1019A0 | VIBRATION PUMP | 1 | PZ | | | | | | | | | | | | | | | | | | | | | | | | | | | | | | | | | | | | | | | | | | | | | | | | | | | | | | | | | | | | | | | | | | | | | | | | | | | | | | | | | | |
| VL1047A1 | D6 PIPE HOLDER - D8 J.G. TERMINAL | 2 | PZ | | | | | | | | | | | | | | | | | | | | | | | | | | | | | | | | | | | | | | | | | | | | | | | | | | | | | | | | | | | | | | | | | | | | | | | | | | | | | | | | | | |
| VL1054B0 | ONE WASHING SYS INLET DISTRIBUTOR | 1 | PZ | | | | | | | | | | | | | | | | | | | | | | | | | | | | | | | | | | | | | | | | | | | | | | | | | | | | | | | | | | | | | | | | | | | | | | | | | | | | | | | | | | |
| VL1102A1 | DETERGENT LINE FILTER + BARBED VNR 6 MM | 1 | PZ | | | | | | | | | | | | | | | | | | | | | | | | | | | | | | | | | | | | | | | | | | | | | | | | | | | | | | | | | | | | | | | | | | | | | | | | | | | | | | | | | | |
| VL1127A1 | 6MM BARBED T-SHAPED FITTING | 1 | PZ | | | | | | | | | | | | | | | | | | | | | | | | | | | | | | | | | | | | | | | | | | | | | | | | | | | | | | | | | | | | | | | | | | | | | | | | | | | | | | | | | | |
| VL1128A1 | D6 BARBED CHECK VALVE | 2 | PZ | | | | | | | | | | | | | | | | | | | | | | | | | | | | | | | | | | | | | | | | | | | | | | | | | | | | | | | | | | | | | | | | | | | | | | | | | | | | | | | | | | |
| VL1165A0 | BB6-AR6 STRAIGHT FITTING | 2 | PZ | | | | | | | | | | | | | | | | | | | | | | | | | | | | | | | | | | | | | | | | | | | | | | | | | | | | | | | | | | | | | | | | | | | | | | | | | | | | | | | | | | |
| VL1166A0 | BB6-AR6 L FITTING | 2 | PZ | | | | | | | | | | | | | | | | | | | | | | | | | | | | | | | | | | | | | | | | | | | | | | | | | | | | | | | | | | | | | | | | | | | | | | | | | | | | | | | | | | |
| VL1174C0 | D1.2 MM CALIBRATED NOZZLE | 1 | PZ | | | | | | | | | | | | | | | | | | | | | | | | | | | | | | | | | | | | | | | | | | | | | | | | | | | | | | | | | | | | | | | | | | | | | | | | | | | | | | | | | | |


| COMPONENT | | | SPARE PART | | | | | | | | | | | | | | | | | | | | | | | | | | | | | | | | | | | | | | | | | | | | | | | | | | | | | | | | | | | |
|-----------|---|--|------------|--------------------------------|--|------|-------------|---------------------------|-----|----------|-------------------------------------|--------------------------------------|----|----------|------------------------------------|---------------------------|----|----------|--------------------------------|--------------------------|----|----|----------|-------------------------------|---|----|----------|--------------------|----|----|----------|--------------|---|----|----------|-----------------|---|----|----------|-----------------------------------|-------|---|----------|---|-------|---|----------|--------------------------------|---|----|----------|----------------|---|----|----------|-----------------------------------|---|----|----------|-----------------------------------|---|----|
| Code | Description | Image | Code | Description | Components list | | | | | | | | | | | | | | | | | | | | | | | | | | | | | | | | | | | | | | | | | | | | | | | | | | | | | | | | | |
| VL1191A | ONE WASHING DISTRIBUTOR OUTLETS KIT |  | KVL1198A | MM EU HOOD CLEANING SYSTEM KIT | <table border="1"> <thead> <tr> <th>Code</th> <th>Description</th> <th>Qty</th> <th>UOM</th> </tr> </thead> <tbody> <tr> <td>VL1191A0</td> <td>ONE WASHING DISTRIBUTOR OUTLETS KIT</td> <td>1</td> <td>PZ</td> </tr> <tr> <td>VM1605A0</td> <td>CLIP TWIST LOCK DIAM. 10,2-12,7 MM</td> <td>4</td> <td>PZ</td> </tr> <tr> <td>VM2172A0</td> <td>PUMP-WITH-CI RCUIT LOCKING PIN</td> <td>5</td> <td>PZ</td> </tr> </tbody> </table> | Code | Description | Qty | UOM | VL1191A0 | ONE WASHING DISTRIBUTOR OUTLETS KIT | 1 | PZ | VM1605A0 | CLIP TWIST LOCK DIAM. 10,2-12,7 MM | 4 | PZ | VM2172A0 | PUMP-WITH-CI RCUIT LOCKING PIN | 5 | PZ | | | | | | | | | | | | | | | | | | | | | | | | | | | | | | | | | | | | | | | | | |
| | | | Code | Description | Qty | UOM | | | | | | | | | | | | | | | | | | | | | | | | | | | | | | | | | | | | | | | | | | | | | | | | | | | | | | | | |
| VL1191A0 | ONE WASHING DISTRIBUTOR OUTLETS KIT | 1 | PZ | | | | | | | | | | | | | | | | | | | | | | | | | | | | | | | | | | | | | | | | | | | | | | | | | | | | | | | | | | | |
| VM1605A0 | CLIP TWIST LOCK DIAM. 10,2-12,7 MM | 4 | PZ | | | | | | | | | | | | | | | | | | | | | | | | | | | | | | | | | | | | | | | | | | | | | | | | | | | | | | | | | | | |
| VM2172A0 | PUMP-WITH-CI RCUIT LOCKING PIN | 5 | PZ | | | | | | | | | | | | | | | | | | | | | | | | | | | | | | | | | | | | | | | | | | | | | | | | | | | | | | | | | | | |
| KVL1182A | ONE CLEANING SYSTEM KIT (0311 EXC.) | <table border="1"> <thead> <tr> <th>Code</th> <th>Description</th> <th>Qty</th> <th>UOM</th> </tr> </thead> <tbody> <tr> <td>0H2143A0</td> <td>LAMIERA BLOCCA VNR VL1128</td> <td>2</td> <td>PZ</td> </tr> <tr> <td>0H2202A1</td> <td>ONE WASHING WITH STEAM VALVE SUPPORT</td> <td>1</td> <td>PZ</td> </tr> <tr> <td>EL1440A0</td> <td>WATER SELF CLEANING VALVE</td> <td>1</td> <td>PZ</td> </tr> <tr> <td>GN1526A0</td> <td>INT. D.=6.9 TH=1.8 O-RIN</td> <td>3</td> <td>PZ</td> </tr> <tr> <td>RC1018A0</td> <td>ZINC PLATED D12 ELASTIC CLAMP</td> <td>1</td> <td>PZ</td> </tr> <tr> <td>RC1019A0</td> <td>D=10 ELASTIC CLAMP</td> <td>14</td> <td>PZ</td> </tr> <tr> <td>RC1130A0</td> <td>130X2,6 CLAM</td> <td>2</td> <td>PZ</td> </tr> <tr> <td>RC1242A0</td> <td>D=10 CLOSED CAP</td> <td>2</td> <td>PZ</td> </tr> <tr> <td>TB2820A0</td> <td>6X10 EPDM PIPE FOR WASHING SYSTEM</td> <td>1.410</td> <td>M</td> </tr> <tr> <td>TB3132A0</td> <td>WHITE-BLUE EPDM TEXTILE BRAID HOSE 6X12</td> <td>0.670</td> <td>M</td> </tr> <tr> <td>VH1220A1</td> <td>4,2X12 TCB SELF-TAPPIN G SCREW</td> <td>1</td> <td>PZ</td> </tr> <tr> <td>VL1019A0</td> <td>VIBRATION PUMP</td> <td>1</td> <td>PZ</td> </tr> <tr> <td>VL1047A1</td> <td>D6 PIPE HOLDER - D8 J.G. TERMINAL</td> <td>1</td> <td>PZ</td> </tr> <tr> <td>VL1054B0</td> <td>ONE WASHING SYS INLET DISTRIBUTOR</td> <td>1</td> <td>PZ</td> </tr> </tbody> </table> | Code | Description | Qty | UOM | 0H2143A0 | LAMIERA BLOCCA VNR VL1128 | 2 | PZ | 0H2202A1 | ONE WASHING WITH STEAM VALVE SUPPORT | 1 | PZ | EL1440A0 | WATER SELF CLEANING VALVE | 1 | PZ | GN1526A0 | INT. D.=6.9 TH=1.8 O-RIN | 3 | PZ | RC1018A0 | ZINC PLATED D12 ELASTIC CLAMP | 1 | PZ | RC1019A0 | D=10 ELASTIC CLAMP | 14 | PZ | RC1130A0 | 130X2,6 CLAM | 2 | PZ | RC1242A0 | D=10 CLOSED CAP | 2 | PZ | TB2820A0 | 6X10 EPDM PIPE FOR WASHING SYSTEM | 1.410 | M | TB3132A0 | WHITE-BLUE EPDM TEXTILE BRAID HOSE 6X12 | 0.670 | M | VH1220A1 | 4,2X12 TCB SELF-TAPPIN G SCREW | 1 | PZ | VL1019A0 | VIBRATION PUMP | 1 | PZ | VL1047A1 | D6 PIPE HOLDER - D8 J.G. TERMINAL | 1 | PZ | VL1054B0 | ONE WASHING SYS INLET DISTRIBUTOR | 1 | PZ |
| Code | Description | Qty | UOM | | | | | | | | | | | | | | | | | | | | | | | | | | | | | | | | | | | | | | | | | | | | | | | | | | | | | | | | | | | |
| 0H2143A0 | LAMIERA BLOCCA VNR VL1128 | 2 | PZ | | | | | | | | | | | | | | | | | | | | | | | | | | | | | | | | | | | | | | | | | | | | | | | | | | | | | | | | | | | |
| 0H2202A1 | ONE WASHING WITH STEAM VALVE SUPPORT | 1 | PZ | | | | | | | | | | | | | | | | | | | | | | | | | | | | | | | | | | | | | | | | | | | | | | | | | | | | | | | | | | | |
| EL1440A0 | WATER SELF CLEANING VALVE | 1 | PZ | | | | | | | | | | | | | | | | | | | | | | | | | | | | | | | | | | | | | | | | | | | | | | | | | | | | | | | | | | | |
| GN1526A0 | INT. D.=6.9 TH=1.8 O-RIN | 3 | PZ | | | | | | | | | | | | | | | | | | | | | | | | | | | | | | | | | | | | | | | | | | | | | | | | | | | | | | | | | | | |
| RC1018A0 | ZINC PLATED D12 ELASTIC CLAMP | 1 | PZ | | | | | | | | | | | | | | | | | | | | | | | | | | | | | | | | | | | | | | | | | | | | | | | | | | | | | | | | | | | |
| RC1019A0 | D=10 ELASTIC CLAMP | 14 | PZ | | | | | | | | | | | | | | | | | | | | | | | | | | | | | | | | | | | | | | | | | | | | | | | | | | | | | | | | | | | |
| RC1130A0 | 130X2,6 CLAM | 2 | PZ | | | | | | | | | | | | | | | | | | | | | | | | | | | | | | | | | | | | | | | | | | | | | | | | | | | | | | | | | | | |
| RC1242A0 | D=10 CLOSED CAP | 2 | PZ | | | | | | | | | | | | | | | | | | | | | | | | | | | | | | | | | | | | | | | | | | | | | | | | | | | | | | | | | | | |
| TB2820A0 | 6X10 EPDM PIPE FOR WASHING SYSTEM | 1.410 | M | | | | | | | | | | | | | | | | | | | | | | | | | | | | | | | | | | | | | | | | | | | | | | | | | | | | | | | | | | | |
| TB3132A0 | WHITE-BLUE EPDM TEXTILE BRAID HOSE 6X12 | 0.670 | M | | | | | | | | | | | | | | | | | | | | | | | | | | | | | | | | | | | | | | | | | | | | | | | | | | | | | | | | | | | |
| VH1220A1 | 4,2X12 TCB SELF-TAPPIN G SCREW | 1 | PZ | | | | | | | | | | | | | | | | | | | | | | | | | | | | | | | | | | | | | | | | | | | | | | | | | | | | | | | | | | | |
| VL1019A0 | VIBRATION PUMP | 1 | PZ | | | | | | | | | | | | | | | | | | | | | | | | | | | | | | | | | | | | | | | | | | | | | | | | | | | | | | | | | | | |
| VL1047A1 | D6 PIPE HOLDER - D8 J.G. TERMINAL | 1 | PZ | | | | | | | | | | | | | | | | | | | | | | | | | | | | | | | | | | | | | | | | | | | | | | | | | | | | | | | | | | | |
| VL1054B0 | ONE WASHING SYS INLET DISTRIBUTOR | 1 | PZ | | | | | | | | | | | | | | | | | | | | | | | | | | | | | | | | | | | | | | | | | | | | | | | | | | | | | | | | | | | |





| COMPONENT | | | SPARE PART | | | | | | | | | | | | | | | | | | | | | | | | | | | | | | | | | | | | | | | | | | | |
|-----------|--|--|------------|-------------------------------------|---|------|-------------|--------------------------|-----|----------|---|--------------------|----|----------|-----------------------|-----------------|----|----------|-----------------------|-----------------------------------|-------|----------|--------------------------|----------------|----|----------|-------------------|-----------------------------------|----|----------|---------------------------|-----------------------|----|----------|-------------------------------------|---------------------------|----|----------|------------------------------------|-------------------------------------|----|----------|--------------------------------|--------------------------------|----|----|
| Code | Description | Image | Code | Description | Components list | | | | | | | | | | | | | | | | | | | | | | | | | | | | | | | | | | | | | | | | | |
| VL1191A | ONE WASHING DISTRIBUTOR OUTLETS KIT |  | KVL1182A | ONE CLEANING SYSTEM KIT (0311 EXC.) | <table border="1"> <thead> <tr> <th>Code</th> <th>Description</th> <th>Qty</th> <th>UOM</th> </tr> </thead> <tbody> <tr> <td>VL1102A1</td> <td>DETERGENT LINE FILTER + BARBED VNR 6 MM</td> <td>1</td> <td>PZ</td> </tr> <tr> <td>VL1128A0</td> <td>D6 BARBED CHECK VALVE</td> <td>2</td> <td>PZ</td> </tr> <tr> <td>VL1128A1</td> <td>D6 BARBED CHECK VALVE</td> <td>2</td> <td>PZ</td> </tr> <tr> <td>VL1165A0</td> <td>BB6-AR6 STRAIGHT FITTING</td> <td>1</td> <td>PZ</td> </tr> <tr> <td>VL1166A0</td> <td>BB6-AR6 L FITTING</td> <td>1</td> <td>PZ</td> </tr> <tr> <td>VL1174C0</td> <td>D1.2 MM CALIBRATED NOZZLE</td> <td>1</td> <td>PZ</td> </tr> <tr> <td>VL1191A0</td> <td>ONE WASHING DISTRIBUTOR OUTLETS KIT</td> <td>1</td> <td>PZ</td> </tr> <tr> <td>VM1605A0</td> <td>CLIP TWIST LOCK DIAM. 10,2-12,7 MM</td> <td>3</td> <td>PZ</td> </tr> <tr> <td>VM2172A0</td> <td>PUMP-WITH-CI RCUIT LOCKING PIN</td> <td>2</td> <td>PZ</td> </tr> </tbody> </table> | Code | Description | Qty | UOM | VL1102A1 | DETERGENT LINE FILTER + BARBED VNR 6 MM | 1 | PZ | VL1128A0 | D6 BARBED CHECK VALVE | 2 | PZ | VL1128A1 | D6 BARBED CHECK VALVE | 2 | PZ | VL1165A0 | BB6-AR6 STRAIGHT FITTING | 1 | PZ | VL1166A0 | BB6-AR6 L FITTING | 1 | PZ | VL1174C0 | D1.2 MM CALIBRATED NOZZLE | 1 | PZ | VL1191A0 | ONE WASHING DISTRIBUTOR OUTLETS KIT | 1 | PZ | VM1605A0 | CLIP TWIST LOCK DIAM. 10,2-12,7 MM | 3 | PZ | VM2172A0 | PUMP-WITH-CI RCUIT LOCKING PIN | 2 | PZ | |
| | | | Code | Description | Qty | UOM | | | | | | | | | | | | | | | | | | | | | | | | | | | | | | | | | | | | | | | | |
| VL1102A1 | DETERGENT LINE FILTER + BARBED VNR 6 MM | 1 | PZ | | | | | | | | | | | | | | | | | | | | | | | | | | | | | | | | | | | | | | | | | | | |
| VL1128A0 | D6 BARBED CHECK VALVE | 2 | PZ | | | | | | | | | | | | | | | | | | | | | | | | | | | | | | | | | | | | | | | | | | | |
| VL1128A1 | D6 BARBED CHECK VALVE | 2 | PZ | | | | | | | | | | | | | | | | | | | | | | | | | | | | | | | | | | | | | | | | | | | |
| VL1165A0 | BB6-AR6 STRAIGHT FITTING | 1 | PZ | | | | | | | | | | | | | | | | | | | | | | | | | | | | | | | | | | | | | | | | | | | |
| VL1166A0 | BB6-AR6 L FITTING | 1 | PZ | | | | | | | | | | | | | | | | | | | | | | | | | | | | | | | | | | | | | | | | | | | |
| VL1174C0 | D1.2 MM CALIBRATED NOZZLE | 1 | PZ | | | | | | | | | | | | | | | | | | | | | | | | | | | | | | | | | | | | | | | | | | | |
| VL1191A0 | ONE WASHING DISTRIBUTOR OUTLETS KIT | 1 | PZ | | | | | | | | | | | | | | | | | | | | | | | | | | | | | | | | | | | | | | | | | | | |
| VM1605A0 | CLIP TWIST LOCK DIAM. 10,2-12,7 MM | 3 | PZ | | | | | | | | | | | | | | | | | | | | | | | | | | | | | | | | | | | | | | | | | | | |
| VM2172A0 | PUMP-WITH-CI RCUIT LOCKING PIN | 2 | PZ | | | | | | | | | | | | | | | | | | | | | | | | | | | | | | | | | | | | | | | | | | | |
| KVL0682A | ONE+HOODS WASHING SYSTEM PUMP+NOZZLE KIT | <table border="1"> <thead> <tr> <th>Code</th> <th>Description</th> <th>Qty</th> <th>UOM</th> </tr> </thead> <tbody> <tr> <td>GN1526A0</td> <td>INT. D.=6.9 TH=1.8 O-RIN</td> <td>1</td> <td>PZ</td> </tr> <tr> <td>RC1019A0</td> <td>D=10 ELASTIC CLAMP</td> <td>3</td> <td>PZ</td> </tr> <tr> <td>RC1242A0</td> <td>D=10 CLOSED CAP</td> <td>2</td> <td>PZ</td> </tr> <tr> <td>TB2820A0</td> <td>6X10 EPDM PIPE FOR WASHING SYSTEM</td> <td>0.120</td> <td>M</td> </tr> <tr> <td>VL1019A0</td> <td>VIBRATION PUMP</td> <td>1</td> <td>PZ</td> </tr> <tr> <td>VL1054B0</td> <td>ONE WASHING SYS INLET DISTRIBUTOR</td> <td>1</td> <td>PZ</td> </tr> <tr> <td>VL1128A1</td> <td>D6 BARBED CHECK VALVE</td> <td>2</td> <td>PZ</td> </tr> <tr> <td>VL1174C0</td> <td>D1.2 MM CALIBRATED NOZZLE</td> <td>1</td> <td>PZ</td> </tr> <tr> <td>VL1191A0</td> <td>ONE WASHING DISTRIBUTOR OUTLETS KIT</td> <td>1</td> <td>PZ</td> </tr> <tr> <td>VM2172A0</td> <td>PUMP-WITH-CI RCUIT LOCKING PIN</td> <td>1</td> <td>PZ</td> </tr> </tbody> </table> | Code | Description | Qty | UOM | GN1526A0 | INT. D.=6.9 TH=1.8 O-RIN | 1 | PZ | RC1019A0 | D=10 ELASTIC CLAMP | 3 | PZ | RC1242A0 | D=10 CLOSED CAP | 2 | PZ | TB2820A0 | 6X10 EPDM PIPE FOR WASHING SYSTEM | 0.120 | M | VL1019A0 | VIBRATION PUMP | 1 | PZ | VL1054B0 | ONE WASHING SYS INLET DISTRIBUTOR | 1 | PZ | VL1128A1 | D6 BARBED CHECK VALVE | 2 | PZ | VL1174C0 | D1.2 MM CALIBRATED NOZZLE | 1 | PZ | VL1191A0 | ONE WASHING DISTRIBUTOR OUTLETS KIT | 1 | PZ | VM2172A0 | PUMP-WITH-CI RCUIT LOCKING PIN | 1 | PZ |
| Code | Description | Qty | UOM | | | | | | | | | | | | | | | | | | | | | | | | | | | | | | | | | | | | | | | | | | | |
| GN1526A0 | INT. D.=6.9 TH=1.8 O-RIN | 1 | PZ | | | | | | | | | | | | | | | | | | | | | | | | | | | | | | | | | | | | | | | | | | | |
| RC1019A0 | D=10 ELASTIC CLAMP | 3 | PZ | | | | | | | | | | | | | | | | | | | | | | | | | | | | | | | | | | | | | | | | | | | |
| RC1242A0 | D=10 CLOSED CAP | 2 | PZ | | | | | | | | | | | | | | | | | | | | | | | | | | | | | | | | | | | | | | | | | | | |
| TB2820A0 | 6X10 EPDM PIPE FOR WASHING SYSTEM | 0.120 | M | | | | | | | | | | | | | | | | | | | | | | | | | | | | | | | | | | | | | | | | | | | |
| VL1019A0 | VIBRATION PUMP | 1 | PZ | | | | | | | | | | | | | | | | | | | | | | | | | | | | | | | | | | | | | | | | | | | |
| VL1054B0 | ONE WASHING SYS INLET DISTRIBUTOR | 1 | PZ | | | | | | | | | | | | | | | | | | | | | | | | | | | | | | | | | | | | | | | | | | | |
| VL1128A1 | D6 BARBED CHECK VALVE | 2 | PZ | | | | | | | | | | | | | | | | | | | | | | | | | | | | | | | | | | | | | | | | | | | |
| VL1174C0 | D1.2 MM CALIBRATED NOZZLE | 1 | PZ | | | | | | | | | | | | | | | | | | | | | | | | | | | | | | | | | | | | | | | | | | | |
| VL1191A0 | ONE WASHING DISTRIBUTOR OUTLETS KIT | 1 | PZ | | | | | | | | | | | | | | | | | | | | | | | | | | | | | | | | | | | | | | | | | | | |
| VM2172A0 | PUMP-WITH-CI RCUIT LOCKING PIN | 1 | PZ | | | | | | | | | | | | | | | | | | | | | | | | | | | | | | | | | | | | | | | | | | | |


| COMPONENT | | | SPARE PART | | | | | | | | | | | | | | | | | | | | | | | | | | | | | | | | | | | | | | | | | | | | | | | | | | | | | | | | | | | | | | | | | | |
|-----------|---|---|------------|--------------------------------------|---|------|-------------|-----|-----|----------|--------------------------------------|---|----|----------|--------------------------------------|---|----|----------|----------------------|---|----|----------|------------------------------|---|---|----------|-------------------------------|---|---|----------|----------------------------|---|----|----------|--------------------------|---|----|----------|-----------------------------------|---|----|----------|---------------------------|---|----|----------|--------------------------|---|----|----------|---|-------|---|----------|-------------------------------|---|----|----------|--------------------|----|----|----------|--------------|---|----|----------|-----------------|---|----|
| Code | Description | Image | Code | Description | Components list | | | | | | | | | | | | | | | | | | | | | | | | | | | | | | | | | | | | | | | | | | | | | | | | | | | | | | | | | | | | | | | | |
| VM2172A | PUMP-WITH-CIRCUIT LOCKING PIN |  | VM2172A0 | PUMP-WITH-CIRCUIT LOCKING PIN | | | | | | | | | | | | | | | | | | | | | | | | | | | | | | | | | | | | | | | | | | | | | | | | | | | | | | | | | | | | | | | | | |
| EL1440A | WATER SELF CLEANING VALVE |  | KVL2618A | 2 ROTOR ARMS ONE CLEANING SYSTEM KIT | <table border="1"> <thead> <tr> <th>Code</th> <th>Description</th> <th>Qty</th> <th>UOM</th> </tr> </thead> <tbody> <tr> <td>0H2202A1</td> <td>ONE WASHING WITH STEAM VALVE SUPPORT</td> <td>2</td> <td>PZ</td> </tr> <tr> <td>CE1030A0</td> <td>FEMALE FASTON COVER 6.3X0.8 0.5-1MMQ</td> <td>4</td> <td>PZ</td> </tr> <tr> <td>CE1395A0</td> <td>6,3 X 0,8 MALE FASTO</td> <td>2</td> <td>PZ</td> </tr> <tr> <td>CE1545A0</td> <td>BLUE UNIP AWG18 ST.3135 WIRE</td> <td>1</td> <td>M</td> </tr> <tr> <td>CE1570A0</td> <td>WHITE UNIP AWG18 ST.3135 WIRE</td> <td>1</td> <td>M</td> </tr> <tr> <td>CE1660A0</td> <td>6,3X0,8 FEMALE FASTON COVE</td> <td>4</td> <td>PZ</td> </tr> <tr> <td>CE1661A0</td> <td>MALE FASTON COVER 6,3X0,</td> <td>2</td> <td>PZ</td> </tr> <tr> <td>EL1020A1</td> <td>D8 INTERMEDIAT E T-SHAPED FITTING</td> <td>1</td> <td>PZ</td> </tr> <tr> <td>EL1440A0</td> <td>WATER SELF CLEANING VALVE</td> <td>2</td> <td>PZ</td> </tr> <tr> <td>GN1526A0</td> <td>INT. D.=6.9 TH=1.8 O-RIN</td> <td>6</td> <td>PZ</td> </tr> <tr> <td>IP1385A1</td> <td>CORNER POLYSTYREN E PACKING 110X80X2000</td> <td>0.500</td> <td>M</td> </tr> <tr> <td>RC1018A0</td> <td>ZINC PLATED D12 ELASTIC CLAMP</td> <td>4</td> <td>PZ</td> </tr> <tr> <td>RC1019A0</td> <td>D=10 ELASTIC CLAMP</td> <td>31</td> <td>PZ</td> </tr> <tr> <td>RC1130A0</td> <td>130X2,6 CLAM</td> <td>4</td> <td>PZ</td> </tr> <tr> <td>RC1242A0</td> <td>D=10 CLOSED CAP</td> <td>4</td> <td>PZ</td> </tr> </tbody> </table> | Code | Description | Qty | UOM | 0H2202A1 | ONE WASHING WITH STEAM VALVE SUPPORT | 2 | PZ | CE1030A0 | FEMALE FASTON COVER 6.3X0.8 0.5-1MMQ | 4 | PZ | CE1395A0 | 6,3 X 0,8 MALE FASTO | 2 | PZ | CE1545A0 | BLUE UNIP AWG18 ST.3135 WIRE | 1 | M | CE1570A0 | WHITE UNIP AWG18 ST.3135 WIRE | 1 | M | CE1660A0 | 6,3X0,8 FEMALE FASTON COVE | 4 | PZ | CE1661A0 | MALE FASTON COVER 6,3X0, | 2 | PZ | EL1020A1 | D8 INTERMEDIAT E T-SHAPED FITTING | 1 | PZ | EL1440A0 | WATER SELF CLEANING VALVE | 2 | PZ | GN1526A0 | INT. D.=6.9 TH=1.8 O-RIN | 6 | PZ | IP1385A1 | CORNER POLYSTYREN E PACKING 110X80X2000 | 0.500 | M | RC1018A0 | ZINC PLATED D12 ELASTIC CLAMP | 4 | PZ | RC1019A0 | D=10 ELASTIC CLAMP | 31 | PZ | RC1130A0 | 130X2,6 CLAM | 4 | PZ | RC1242A0 | D=10 CLOSED CAP | 4 | PZ |
| Code | Description | Qty | UOM | | | | | | | | | | | | | | | | | | | | | | | | | | | | | | | | | | | | | | | | | | | | | | | | | | | | | | | | | | | | | | | | | | |
| 0H2202A1 | ONE WASHING WITH STEAM VALVE SUPPORT | 2 | PZ | | | | | | | | | | | | | | | | | | | | | | | | | | | | | | | | | | | | | | | | | | | | | | | | | | | | | | | | | | | | | | | | | | |
| CE1030A0 | FEMALE FASTON COVER 6.3X0.8 0.5-1MMQ | 4 | PZ | | | | | | | | | | | | | | | | | | | | | | | | | | | | | | | | | | | | | | | | | | | | | | | | | | | | | | | | | | | | | | | | | | |
| CE1395A0 | 6,3 X 0,8 MALE FASTO | 2 | PZ | | | | | | | | | | | | | | | | | | | | | | | | | | | | | | | | | | | | | | | | | | | | | | | | | | | | | | | | | | | | | | | | | | |
| CE1545A0 | BLUE UNIP AWG18 ST.3135 WIRE | 1 | M | | | | | | | | | | | | | | | | | | | | | | | | | | | | | | | | | | | | | | | | | | | | | | | | | | | | | | | | | | | | | | | | | | |
| CE1570A0 | WHITE UNIP AWG18 ST.3135 WIRE | 1 | M | | | | | | | | | | | | | | | | | | | | | | | | | | | | | | | | | | | | | | | | | | | | | | | | | | | | | | | | | | | | | | | | | | |
| CE1660A0 | 6,3X0,8 FEMALE FASTON COVE | 4 | PZ | | | | | | | | | | | | | | | | | | | | | | | | | | | | | | | | | | | | | | | | | | | | | | | | | | | | | | | | | | | | | | | | | | |
| CE1661A0 | MALE FASTON COVER 6,3X0, | 2 | PZ | | | | | | | | | | | | | | | | | | | | | | | | | | | | | | | | | | | | | | | | | | | | | | | | | | | | | | | | | | | | | | | | | | |
| EL1020A1 | D8 INTERMEDIAT E T-SHAPED FITTING | 1 | PZ | | | | | | | | | | | | | | | | | | | | | | | | | | | | | | | | | | | | | | | | | | | | | | | | | | | | | | | | | | | | | | | | | | |
| EL1440A0 | WATER SELF CLEANING VALVE | 2 | PZ | | | | | | | | | | | | | | | | | | | | | | | | | | | | | | | | | | | | | | | | | | | | | | | | | | | | | | | | | | | | | | | | | | |
| GN1526A0 | INT. D.=6.9 TH=1.8 O-RIN | 6 | PZ | | | | | | | | | | | | | | | | | | | | | | | | | | | | | | | | | | | | | | | | | | | | | | | | | | | | | | | | | | | | | | | | | | |
| IP1385A1 | CORNER POLYSTYREN E PACKING 110X80X2000 | 0.500 | M | | | | | | | | | | | | | | | | | | | | | | | | | | | | | | | | | | | | | | | | | | | | | | | | | | | | | | | | | | | | | | | | | | |
| RC1018A0 | ZINC PLATED D12 ELASTIC CLAMP | 4 | PZ | | | | | | | | | | | | | | | | | | | | | | | | | | | | | | | | | | | | | | | | | | | | | | | | | | | | | | | | | | | | | | | | | | |
| RC1019A0 | D=10 ELASTIC CLAMP | 31 | PZ | | | | | | | | | | | | | | | | | | | | | | | | | | | | | | | | | | | | | | | | | | | | | | | | | | | | | | | | | | | | | | | | | | |
| RC1130A0 | 130X2,6 CLAM | 4 | PZ | | | | | | | | | | | | | | | | | | | | | | | | | | | | | | | | | | | | | | | | | | | | | | | | | | | | | | | | | | | | | | | | | | |
| RC1242A0 | D=10 CLOSED CAP | 4 | PZ | | | | | | | | | | | | | | | | | | | | | | | | | | | | | | | | | | | | | | | | | | | | | | | | | | | | | | | | | | | | | | | | | | |


| COMPONENT | | | SPARE PART | | | | | | | | | | | | | | | | | | | | | | | | | | | | | | | | | | | | | | | | | | | | | | | | | | | | | | | | | | | | | | | | | | | | | | | | | | | | | | | | | |
|-----------|--|---|------------|--|---|------|-------------|-----|-----|----------|--|-------|---|----------|--|-------|---|----------|--------------------------------------|---|----|----------|-------------------|---|----|----------|---|---|----|----------|--|---|----|----------|--|---|----|----------|-----------------------------------|---|----|----------|--------------------------|---|----|----------|--------------------------------|---|----|----------|----------------------|---|----|----------|---------------------------------|---|----|----------|--|---|----|----------|--------------------------------------|---|----|----------|---|---|------|-------------|-----|-----|----------|---------------------------------|---|----|----------|---------------------------------|---|----|----------|-----------------------------|---|----|
| Code | Description | Image | Code | Description | Components list | | | | | | | | | | | | | | | | | | | | | | | | | | | | | | | | | | | | | | | | | | | | | | | | | | | | | | | | | | | | | | | | | | | | | | | | | | | | | | | |
| EL1440A | WATER SELF CLEANING VALVE |  | KVL2618A | 2 ROTOR ARMS ONE CLEANING SYSTEM KIT | <table border="1"> <thead> <tr> <th>Code</th> <th>Description</th> <th>Qty</th> <th>UOM</th> </tr> </thead> <tbody> <tr> <td>TB2820A0</td> <td>6X10 EPDM PIPE FOR WASHING SYSTEM</td> <td>2.920</td> <td>M</td> </tr> <tr> <td>TB3132A0</td> <td>WHITE-BLUE EPDM TEXTILE BRAID HOSE 6X12</td> <td>1.340</td> <td>M</td> </tr> <tr> <td>VI1220A1</td> <td>4,2X12 TCB SELF-TAPPIN G SCREW</td> <td>2</td> <td>PZ</td> </tr> <tr> <td>VL1019A0</td> <td>VIBRATION PUMP</td> <td>2</td> <td>PZ</td> </tr> <tr> <td>VL1047A1</td> <td>D6 PIPE HOLDER - D8 J.G. TERMINAL</td> <td>2</td> <td>PZ</td> </tr> <tr> <td>VL1054B0</td> <td>ONE WASHING SYS INLET DISTRIBUTOR</td> <td>2</td> <td>PZ</td> </tr> <tr> <td>VL1102A1</td> <td>DETERGENT LINE FILTER + BARBED VNR 6 MM</td> <td>2</td> <td>PZ</td> </tr> <tr> <td>VL1127A1</td> <td>6MM BARBED T-SHAPED FITTING</td> <td>1</td> <td>PZ</td> </tr> <tr> <td>VL1128A1</td> <td>D6 BARBED CHECK VALVE</td> <td>4</td> <td>PZ</td> </tr> <tr> <td>VL1165A0</td> <td>BB6-AR6 STRAIGHT FITTING</td> <td>2</td> <td>PZ</td> </tr> <tr> <td>VL1166A0</td> <td>BB6-AR6 L FITTING</td> <td>2</td> <td>PZ</td> </tr> <tr> <td>VL1174C0</td> <td>D1.2 MM CALIBRATED NOZZLE</td> <td>2</td> <td>PZ</td> </tr> <tr> <td>VL1191A0</td> <td>ONE WASHING DISTRIBUTOR OUTLETS KIT</td> <td>2</td> <td>PZ</td> </tr> <tr> <td>VM2172A0</td> <td>PUMP-WITH-CI RCUIT LOCKING PIN</td> <td>4</td> <td>PZ</td> </tr> </tbody> </table> | Code | Description | Qty | UOM | TB2820A0 | 6X10 EPDM PIPE FOR WASHING SYSTEM | 2.920 | M | TB3132A0 | WHITE-BLUE EPDM TEXTILE BRAID HOSE 6X12 | 1.340 | M | VI1220A1 | 4,2X12 TCB SELF-TAPPIN G SCREW | 2 | PZ | VL1019A0 | VIBRATION PUMP | 2 | PZ | VL1047A1 | D6 PIPE HOLDER - D8 J.G. TERMINAL | 2 | PZ | VL1054B0 | ONE WASHING SYS INLET DISTRIBUTOR | 2 | PZ | VL1102A1 | DETERGENT LINE FILTER + BARBED VNR 6 MM | 2 | PZ | VL1127A1 | 6MM BARBED T-SHAPED FITTING | 1 | PZ | VL1128A1 | D6 BARBED CHECK VALVE | 4 | PZ | VL1165A0 | BB6-AR6 STRAIGHT FITTING | 2 | PZ | VL1166A0 | BB6-AR6 L FITTING | 2 | PZ | VL1174C0 | D1.2 MM CALIBRATED NOZZLE | 2 | PZ | VL1191A0 | ONE WASHING DISTRIBUTOR OUTLETS KIT | 2 | PZ | VM2172A0 | PUMP-WITH-CI RCUIT LOCKING PIN | 4 | PZ | KVL1222A | EUR 0311 ONE PLUS CLEANING SYSTEM KIT | <table border="1"> <thead> <tr> <th>Code</th> <th>Description</th> <th>Qty</th> <th>UOM</th> </tr> </thead> <tbody> <tr> <td>0H2486A0</td> <td>0311 WASHING CIRCUIT PLAT</td> <td>1</td> <td>PZ</td> </tr> <tr> <td>EL1440A0</td> <td>WATER SELF CLEANING VALVE</td> <td>1</td> <td>PZ</td> </tr> <tr> <td>GN1526A0</td> <td>INT. D.=6.9 TH=1.8 O-RIN</td> <td>3</td> <td>PZ</td> </tr> </tbody> </table> | Code | Description | Qty | UOM | 0H2486A0 | 0311 WASHING CIRCUIT PLAT | 1 | PZ | EL1440A0 | WATER SELF CLEANING VALVE | 1 | PZ | GN1526A0 | INT. D.=6.9 TH=1.8 O-RIN | 3 | PZ |
| | | | Code | Description | Qty | UOM | | | | | | | | | | | | | | | | | | | | | | | | | | | | | | | | | | | | | | | | | | | | | | | | | | | | | | | | | | | | | | | | | | | | | | | | | | | | | | |
| TB2820A0 | 6X10 EPDM PIPE FOR WASHING SYSTEM | 2.920 | M | | | | | | | | | | | | | | | | | | | | | | | | | | | | | | | | | | | | | | | | | | | | | | | | | | | | | | | | | | | | | | | | | | | | | | | | | | | | | | | | | |
| TB3132A0 | WHITE-BLUE EPDM TEXTILE BRAID HOSE 6X12 | 1.340 | M | | | | | | | | | | | | | | | | | | | | | | | | | | | | | | | | | | | | | | | | | | | | | | | | | | | | | | | | | | | | | | | | | | | | | | | | | | | | | | | | | |
| VI1220A1 | 4,2X12 TCB SELF-TAPPIN G SCREW | 2 | PZ | | | | | | | | | | | | | | | | | | | | | | | | | | | | | | | | | | | | | | | | | | | | | | | | | | | | | | | | | | | | | | | | | | | | | | | | | | | | | | | | | |
| VL1019A0 | VIBRATION PUMP | 2 | PZ | | | | | | | | | | | | | | | | | | | | | | | | | | | | | | | | | | | | | | | | | | | | | | | | | | | | | | | | | | | | | | | | | | | | | | | | | | | | | | | | | |
| VL1047A1 | D6 PIPE HOLDER - D8 J.G. TERMINAL | 2 | PZ | | | | | | | | | | | | | | | | | | | | | | | | | | | | | | | | | | | | | | | | | | | | | | | | | | | | | | | | | | | | | | | | | | | | | | | | | | | | | | | | | |
| VL1054B0 | ONE WASHING SYS INLET DISTRIBUTOR | 2 | PZ | | | | | | | | | | | | | | | | | | | | | | | | | | | | | | | | | | | | | | | | | | | | | | | | | | | | | | | | | | | | | | | | | | | | | | | | | | | | | | | | | |
| VL1102A1 | DETERGENT LINE FILTER + BARBED VNR 6 MM | 2 | PZ | | | | | | | | | | | | | | | | | | | | | | | | | | | | | | | | | | | | | | | | | | | | | | | | | | | | | | | | | | | | | | | | | | | | | | | | | | | | | | | | | |
| VL1127A1 | 6MM BARBED T-SHAPED FITTING | 1 | PZ | | | | | | | | | | | | | | | | | | | | | | | | | | | | | | | | | | | | | | | | | | | | | | | | | | | | | | | | | | | | | | | | | | | | | | | | | | | | | | | | | |
| VL1128A1 | D6 BARBED CHECK VALVE | 4 | PZ | | | | | | | | | | | | | | | | | | | | | | | | | | | | | | | | | | | | | | | | | | | | | | | | | | | | | | | | | | | | | | | | | | | | | | | | | | | | | | | | | |
| VL1165A0 | BB6-AR6 STRAIGHT FITTING | 2 | PZ | | | | | | | | | | | | | | | | | | | | | | | | | | | | | | | | | | | | | | | | | | | | | | | | | | | | | | | | | | | | | | | | | | | | | | | | | | | | | | | | | |
| VL1166A0 | BB6-AR6 L FITTING | 2 | PZ | | | | | | | | | | | | | | | | | | | | | | | | | | | | | | | | | | | | | | | | | | | | | | | | | | | | | | | | | | | | | | | | | | | | | | | | | | | | | | | | | |
| VL1174C0 | D1.2 MM CALIBRATED NOZZLE | 2 | PZ | | | | | | | | | | | | | | | | | | | | | | | | | | | | | | | | | | | | | | | | | | | | | | | | | | | | | | | | | | | | | | | | | | | | | | | | | | | | | | | | | |
| VL1191A0 | ONE WASHING DISTRIBUTOR OUTLETS KIT | 2 | PZ | | | | | | | | | | | | | | | | | | | | | | | | | | | | | | | | | | | | | | | | | | | | | | | | | | | | | | | | | | | | | | | | | | | | | | | | | | | | | | | | | |
| VM2172A0 | PUMP-WITH-CI RCUIT LOCKING PIN | 4 | PZ | | | | | | | | | | | | | | | | | | | | | | | | | | | | | | | | | | | | | | | | | | | | | | | | | | | | | | | | | | | | | | | | | | | | | | | | | | | | | | | | | |
| Code | Description | Qty | UOM | | | | | | | | | | | | | | | | | | | | | | | | | | | | | | | | | | | | | | | | | | | | | | | | | | | | | | | | | | | | | | | | | | | | | | | | | | | | | | | | | |
| 0H2486A0 | 0311 WASHING CIRCUIT PLAT | 1 | PZ | | | | | | | | | | | | | | | | | | | | | | | | | | | | | | | | | | | | | | | | | | | | | | | | | | | | | | | | | | | | | | | | | | | | | | | | | | | | | | | | | |
| EL1440A0 | WATER SELF CLEANING VALVE | 1 | PZ | | | | | | | | | | | | | | | | | | | | | | | | | | | | | | | | | | | | | | | | | | | | | | | | | | | | | | | | | | | | | | | | | | | | | | | | | | | | | | | | | |
| GN1526A0 | INT. D.=6.9 TH=1.8 O-RIN | 3 | PZ | | | | | | | | | | | | | | | | | | | | | | | | | | | | | | | | | | | | | | | | | | | | | | | | | | | | | | | | | | | | | | | | | | | | | | | | | | | | | | | | | |


| COMPONENT | | | SPARE PART | | | | | | | | | | | | | | | | | | | | | | | | | | | | | | | | | | | | | | | | | | | | | | | | | | | | | | | | | | | | | | | | | | | | | | | | | | | | | | | | | | | | | |
|-----------|---|---|------------|---------------------------------------|--|------|-------------|-----|-----|----------|-------------------------------|---|----|----------|--------------------|----|----|----------|-----------------|---|----|----------|-----------------------------------|-------|---|----------|---|-------|---|----------|-------------------------------|---|----|----------|----------------|---|----|----------|-----------------------------------|---|----|----------|-----------------------------------|---|----|----------|---|---|----|----------|-----------------------|---|----|----------|--------------------------|---|----|----------|-------------------|---|----|----------|---------------------------|---|----|----------|-------------------------------------|---|----|----------|--------------------------------|---|----|----------|--------------------------------------|--|------|-------------|-----|-----|----------|--|---|----|----------|---------------------------|---|----|
| Code | Description | Image | Code | Description | Components list | | | | | | | | | | | | | | | | | | | | | | | | | | | | | | | | | | | | | | | | | | | | | | | | | | | | | | | | | | | | | | | | | | | | | | | | | | | | | | | | | | | |
| EL1440A | WATER SELF CLEANING VALVE |  | KVL1222A | EUR 0311 ONE PLUS CLEANING SYSTEM KIT | <table border="1"> <thead> <tr> <th>Code</th> <th>Description</th> <th>Qty</th> <th>UOM</th> </tr> </thead> <tbody> <tr> <td>RC1018A0</td> <td>ZINC PLATED D12 ELASTIC CLAMP</td> <td>2</td> <td>PZ</td> </tr> <tr> <td>RC1019A0</td> <td>D=10 ELASTIC CLAMP</td> <td>14</td> <td>PZ</td> </tr> <tr> <td>RC1242A0</td> <td>D=10 CLOSED CAP</td> <td>2</td> <td>PZ</td> </tr> <tr> <td>TB2820A0</td> <td>6X10 EPDM PIPE FOR WASHING SYSTEM</td> <td>1.460</td> <td>M</td> </tr> <tr> <td>TB3132A0</td> <td>WHITE-BLUE EPDM TEXTILE BRAID HOSE 6X12</td> <td>0.670</td> <td>M</td> </tr> <tr> <td>VI1220A1</td> <td>4,2X12 TCB SELF-TAPPING SCREW</td> <td>4</td> <td>PZ</td> </tr> <tr> <td>VL1019A0</td> <td>VIBRATION PUMP</td> <td>1</td> <td>PZ</td> </tr> <tr> <td>VL1047A1</td> <td>D6 PIPE HOLDER - D8 J.G. TERMINAL</td> <td>1</td> <td>PZ</td> </tr> <tr> <td>VL1054B0</td> <td>ONE WASHING SYS INLET DISTRIBUTOR</td> <td>1</td> <td>PZ</td> </tr> <tr> <td>VL1102A1</td> <td>DETERGENT LINE FILTER + BARBED VNR 6 MM</td> <td>1</td> <td>PZ</td> </tr> <tr> <td>VL1128A1</td> <td>D6 BARBED CHECK VALVE</td> <td>2</td> <td>PZ</td> </tr> <tr> <td>VL1165A0</td> <td>BB6-AR6 STRAIGHT FITTING</td> <td>1</td> <td>PZ</td> </tr> <tr> <td>VL1166A0</td> <td>BB6-AR6 L FITTING</td> <td>1</td> <td>PZ</td> </tr> <tr> <td>VL1174C0</td> <td>D1.2 MM CALIBRATED NOZZLE</td> <td>1</td> <td>PZ</td> </tr> <tr> <td>VL1191A0</td> <td>ONE WASHING DISTRIBUTOR OUTLETS KIT</td> <td>1</td> <td>PZ</td> </tr> <tr> <td>VM2172A0</td> <td>PUMP-WITH-CI RCUIT LOCKING PIN</td> <td>3</td> <td>PZ</td> </tr> </tbody> </table> | Code | Description | Qty | UOM | RC1018A0 | ZINC PLATED D12 ELASTIC CLAMP | 2 | PZ | RC1019A0 | D=10 ELASTIC CLAMP | 14 | PZ | RC1242A0 | D=10 CLOSED CAP | 2 | PZ | TB2820A0 | 6X10 EPDM PIPE FOR WASHING SYSTEM | 1.460 | M | TB3132A0 | WHITE-BLUE EPDM TEXTILE BRAID HOSE 6X12 | 0.670 | M | VI1220A1 | 4,2X12 TCB SELF-TAPPING SCREW | 4 | PZ | VL1019A0 | VIBRATION PUMP | 1 | PZ | VL1047A1 | D6 PIPE HOLDER - D8 J.G. TERMINAL | 1 | PZ | VL1054B0 | ONE WASHING SYS INLET DISTRIBUTOR | 1 | PZ | VL1102A1 | DETERGENT LINE FILTER + BARBED VNR 6 MM | 1 | PZ | VL1128A1 | D6 BARBED CHECK VALVE | 2 | PZ | VL1165A0 | BB6-AR6 STRAIGHT FITTING | 1 | PZ | VL1166A0 | BB6-AR6 L FITTING | 1 | PZ | VL1174C0 | D1.2 MM CALIBRATED NOZZLE | 1 | PZ | VL1191A0 | ONE WASHING DISTRIBUTOR OUTLETS KIT | 1 | PZ | VM2172A0 | PUMP-WITH-CI RCUIT LOCKING PIN | 3 | PZ | KVL1212A | EUR COMPACT PLUS CLEANING SYSTEM KIT | <table border="1"> <thead> <tr> <th>Code</th> <th>Description</th> <th>Qty</th> <th>UOM</th> </tr> </thead> <tbody> <tr> <td>0H2428A0</td> <td></td> <td>1</td> <td>PZ</td> </tr> <tr> <td>EL1440A0</td> <td>WATER SELF CLEANING VALVE</td> <td>3</td> <td>PZ</td> </tr> </tbody> </table> | Code | Description | Qty | UOM | 0H2428A0 | | 1 | PZ | EL1440A0 | WATER SELF CLEANING VALVE | 3 | PZ |
| | | | Code | Description | Qty | UOM | | | | | | | | | | | | | | | | | | | | | | | | | | | | | | | | | | | | | | | | | | | | | | | | | | | | | | | | | | | | | | | | | | | | | | | | | | | | | | | | | | |
| RC1018A0 | ZINC PLATED D12 ELASTIC CLAMP | 2 | PZ | | | | | | | | | | | | | | | | | | | | | | | | | | | | | | | | | | | | | | | | | | | | | | | | | | | | | | | | | | | | | | | | | | | | | | | | | | | | | | | | | | | | | |
| RC1019A0 | D=10 ELASTIC CLAMP | 14 | PZ | | | | | | | | | | | | | | | | | | | | | | | | | | | | | | | | | | | | | | | | | | | | | | | | | | | | | | | | | | | | | | | | | | | | | | | | | | | | | | | | | | | | | |
| RC1242A0 | D=10 CLOSED CAP | 2 | PZ | | | | | | | | | | | | | | | | | | | | | | | | | | | | | | | | | | | | | | | | | | | | | | | | | | | | | | | | | | | | | | | | | | | | | | | | | | | | | | | | | | | | | |
| TB2820A0 | 6X10 EPDM PIPE FOR WASHING SYSTEM | 1.460 | M | | | | | | | | | | | | | | | | | | | | | | | | | | | | | | | | | | | | | | | | | | | | | | | | | | | | | | | | | | | | | | | | | | | | | | | | | | | | | | | | | | | | | |
| TB3132A0 | WHITE-BLUE EPDM TEXTILE BRAID HOSE 6X12 | 0.670 | M | | | | | | | | | | | | | | | | | | | | | | | | | | | | | | | | | | | | | | | | | | | | | | | | | | | | | | | | | | | | | | | | | | | | | | | | | | | | | | | | | | | | | |
| VI1220A1 | 4,2X12 TCB SELF-TAPPING SCREW | 4 | PZ | | | | | | | | | | | | | | | | | | | | | | | | | | | | | | | | | | | | | | | | | | | | | | | | | | | | | | | | | | | | | | | | | | | | | | | | | | | | | | | | | | | | | |
| VL1019A0 | VIBRATION PUMP | 1 | PZ | | | | | | | | | | | | | | | | | | | | | | | | | | | | | | | | | | | | | | | | | | | | | | | | | | | | | | | | | | | | | | | | | | | | | | | | | | | | | | | | | | | | | |
| VL1047A1 | D6 PIPE HOLDER - D8 J.G. TERMINAL | 1 | PZ | | | | | | | | | | | | | | | | | | | | | | | | | | | | | | | | | | | | | | | | | | | | | | | | | | | | | | | | | | | | | | | | | | | | | | | | | | | | | | | | | | | | | |
| VL1054B0 | ONE WASHING SYS INLET DISTRIBUTOR | 1 | PZ | | | | | | | | | | | | | | | | | | | | | | | | | | | | | | | | | | | | | | | | | | | | | | | | | | | | | | | | | | | | | | | | | | | | | | | | | | | | | | | | | | | | | |
| VL1102A1 | DETERGENT LINE FILTER + BARBED VNR 6 MM | 1 | PZ | | | | | | | | | | | | | | | | | | | | | | | | | | | | | | | | | | | | | | | | | | | | | | | | | | | | | | | | | | | | | | | | | | | | | | | | | | | | | | | | | | | | | |
| VL1128A1 | D6 BARBED CHECK VALVE | 2 | PZ | | | | | | | | | | | | | | | | | | | | | | | | | | | | | | | | | | | | | | | | | | | | | | | | | | | | | | | | | | | | | | | | | | | | | | | | | | | | | | | | | | | | | |
| VL1165A0 | BB6-AR6 STRAIGHT FITTING | 1 | PZ | | | | | | | | | | | | | | | | | | | | | | | | | | | | | | | | | | | | | | | | | | | | | | | | | | | | | | | | | | | | | | | | | | | | | | | | | | | | | | | | | | | | | |
| VL1166A0 | BB6-AR6 L FITTING | 1 | PZ | | | | | | | | | | | | | | | | | | | | | | | | | | | | | | | | | | | | | | | | | | | | | | | | | | | | | | | | | | | | | | | | | | | | | | | | | | | | | | | | | | | | | |
| VL1174C0 | D1.2 MM CALIBRATED NOZZLE | 1 | PZ | | | | | | | | | | | | | | | | | | | | | | | | | | | | | | | | | | | | | | | | | | | | | | | | | | | | | | | | | | | | | | | | | | | | | | | | | | | | | | | | | | | | | |
| VL1191A0 | ONE WASHING DISTRIBUTOR OUTLETS KIT | 1 | PZ | | | | | | | | | | | | | | | | | | | | | | | | | | | | | | | | | | | | | | | | | | | | | | | | | | | | | | | | | | | | | | | | | | | | | | | | | | | | | | | | | | | | | |
| VM2172A0 | PUMP-WITH-CI RCUIT LOCKING PIN | 3 | PZ | | | | | | | | | | | | | | | | | | | | | | | | | | | | | | | | | | | | | | | | | | | | | | | | | | | | | | | | | | | | | | | | | | | | | | | | | | | | | | | | | | | | | |
| Code | Description | Qty | UOM | | | | | | | | | | | | | | | | | | | | | | | | | | | | | | | | | | | | | | | | | | | | | | | | | | | | | | | | | | | | | | | | | | | | | | | | | | | | | | | | | | | | | |
| 0H2428A0 | | 1 | PZ | | | | | | | | | | | | | | | | | | | | | | | | | | | | | | | | | | | | | | | | | | | | | | | | | | | | | | | | | | | | | | | | | | | | | | | | | | | | | | | | | | | | | |
| EL1440A0 | WATER SELF CLEANING VALVE | 3 | PZ | | | | | | | | | | | | | | | | | | | | | | | | | | | | | | | | | | | | | | | | | | | | | | | | | | | | | | | | | | | | | | | | | | | | | | | | | | | | | | | | | | | | | |


| COMPONENT | | | SPARE PART | | | | | | | | | | | | | | | | | | | | | | | | | | | | | | | | | | | | | | | | | | | | | | | | | | | | | | | | | | | | | | | | | | | | | | | | | | | | | | | | | | |
|-----------|--|---|------------|--|---|------|-------------|-----|-----|----------|--|---|----|----------|-----------------------------|---|----|----------|-------------------------------------|---|----|----------|-----------------------|----|----|----------|--------------|---|----|----------|------------------------|---|----|----------|--------------------|---|----|----------|--|---|----|----------|--|-------|---|----------|--|-------|---|----------|--------------------------------------|---|----|----------|-------------------|---|----|----------|---|---|----|----------|--|---|----|----------|-------------------------------------|---|----|----------|--|---|----|----------|--------------------------|---|----|----------|--------------------------------|---|----|----------|----------------------|---|----|
| Code | Description | Image | Code | Description | Components list | | | | | | | | | | | | | | | | | | | | | | | | | | | | | | | | | | | | | | | | | | | | | | | | | | | | | | | | | | | | | | | | | | | | | | | | | | | | | | | | |
| EL1440A | WATER SELF CLEANING VALVE |  | KVL1212A | EUR COMPACT PLUS CLEANING SYSTEM KIT | <table border="1"> <thead> <tr> <th>Code</th> <th>Description</th> <th>Qty</th> <th>UOM</th> </tr> </thead> <tbody> <tr> <td>GN1312A0</td> <td>RUBBER CABLE-PASSI NG DE=26 DI=15 SP=10</td> <td>1</td> <td>PZ</td> </tr> <tr> <td>GN1526A0</td> <td>INT. D.=6.9 TH=1.8 O-RIN</td> <td>7</td> <td>PZ</td> </tr> <tr> <td>RC1018A0</td> <td>ZINC PLATED D12 ELASTIC CLAMP</td> <td>3</td> <td>PZ</td> </tr> <tr> <td>RC1019A0</td> <td>D=10 ELASTIC CLAMP</td> <td>14</td> <td>PZ</td> </tr> <tr> <td>RC1130A0</td> <td>130X2,6 CLAM</td> <td>1</td> <td>PZ</td> </tr> <tr> <td>RC1131A0</td> <td>200X2.6 BLACK CLAMP</td> <td>1</td> <td>PZ</td> </tr> <tr> <td>RC1242A0</td> <td>D=10 CLOSED CAP</td> <td>2</td> <td>PZ</td> </tr> <tr> <td>RC1356A0</td> <td>"STRAIGHT THREADED FEMALE END 8X1/4" BS</td> <td>1</td> <td>PZ</td> </tr> <tr> <td>TB2820A0</td> <td>6X10 EPDM PIPE FOR WASHING SYSTEM</td> <td>1.340</td> <td>M</td> </tr> <tr> <td>TB3132A0</td> <td>WHITE-BLUE EPDM TEXTILE BRAID HOSE 6X12</td> <td>1.400</td> <td>M</td> </tr> <tr> <td>VH1220A1</td> <td>4,2X12 TCB SELF-TAPPIN G SCREW</td> <td>3</td> <td>PZ</td> </tr> <tr> <td>VL1019A0</td> <td>VIBRATION PUMP</td> <td>1</td> <td>PZ</td> </tr> <tr> <td>VL1047A1</td> <td>D6 PIPE HOLDER - D8 J.G. TERMINAL</td> <td>1</td> <td>PZ</td> </tr> <tr> <td>VL1054B0</td> <td>ONE WASHING SYS INLET DISTRIBUTOR</td> <td>1</td> <td>PZ</td> </tr> <tr> <td>VL1065A1</td> <td>1/4 MALE N.O. PRESSURE SWITCH</td> <td>1</td> <td>PZ</td> </tr> <tr> <td>VL1102A1</td> <td>DETERGENT LINE FILTER + BARBED VNR 6 MM</td> <td>1</td> <td>PZ</td> </tr> <tr> <td>VL1128A1</td> <td>D6 BARBED CHECK VALVE</td> <td>2</td> <td>PZ</td> </tr> <tr> <td>VL1165A0</td> <td>BB6-AR6 STRAIGHT FITTING</td> <td>1</td> <td>PZ</td> </tr> <tr> <td>VL1166A0</td> <td>BB6-AR6 L FITTING</td> <td>3</td> <td>PZ</td> </tr> </tbody> </table> | Code | Description | Qty | UOM | GN1312A0 | RUBBER CABLE-PASSI NG DE=26 DI=15 SP=10 | 1 | PZ | GN1526A0 | INT. D.=6.9 TH=1.8 O-RIN | 7 | PZ | RC1018A0 | ZINC PLATED D12 ELASTIC CLAMP | 3 | PZ | RC1019A0 | D=10 ELASTIC CLAMP | 14 | PZ | RC1130A0 | 130X2,6 CLAM | 1 | PZ | RC1131A0 | 200X2.6 BLACK CLAMP | 1 | PZ | RC1242A0 | D=10 CLOSED CAP | 2 | PZ | RC1356A0 | "STRAIGHT THREADED FEMALE END 8X1/4" BS | 1 | PZ | TB2820A0 | 6X10 EPDM PIPE FOR WASHING SYSTEM | 1.340 | M | TB3132A0 | WHITE-BLUE EPDM TEXTILE BRAID HOSE 6X12 | 1.400 | M | VH1220A1 | 4,2X12 TCB SELF-TAPPIN G SCREW | 3 | PZ | VL1019A0 | VIBRATION PUMP | 1 | PZ | VL1047A1 | D6 PIPE HOLDER - D8 J.G. TERMINAL | 1 | PZ | VL1054B0 | ONE WASHING SYS INLET DISTRIBUTOR | 1 | PZ | VL1065A1 | 1/4 MALE N.O. PRESSURE SWITCH | 1 | PZ | VL1102A1 | DETERGENT LINE FILTER + BARBED VNR 6 MM | 1 | PZ | VL1128A1 | D6 BARBED CHECK VALVE | 2 | PZ | VL1165A0 | BB6-AR6 STRAIGHT FITTING | 1 | PZ | VL1166A0 | BB6-AR6 L FITTING | 3 | PZ |
| Code | Description | Qty | UOM | | | | | | | | | | | | | | | | | | | | | | | | | | | | | | | | | | | | | | | | | | | | | | | | | | | | | | | | | | | | | | | | | | | | | | | | | | | | | | | | | | |
| GN1312A0 | RUBBER CABLE-PASSI NG DE=26 DI=15 SP=10 | 1 | PZ | | | | | | | | | | | | | | | | | | | | | | | | | | | | | | | | | | | | | | | | | | | | | | | | | | | | | | | | | | | | | | | | | | | | | | | | | | | | | | | | | | |
| GN1526A0 | INT. D.=6.9 TH=1.8 O-RIN | 7 | PZ | | | | | | | | | | | | | | | | | | | | | | | | | | | | | | | | | | | | | | | | | | | | | | | | | | | | | | | | | | | | | | | | | | | | | | | | | | | | | | | | | | |
| RC1018A0 | ZINC PLATED D12 ELASTIC CLAMP | 3 | PZ | | | | | | | | | | | | | | | | | | | | | | | | | | | | | | | | | | | | | | | | | | | | | | | | | | | | | | | | | | | | | | | | | | | | | | | | | | | | | | | | | | |
| RC1019A0 | D=10 ELASTIC CLAMP | 14 | PZ | | | | | | | | | | | | | | | | | | | | | | | | | | | | | | | | | | | | | | | | | | | | | | | | | | | | | | | | | | | | | | | | | | | | | | | | | | | | | | | | | | |
| RC1130A0 | 130X2,6 CLAM | 1 | PZ | | | | | | | | | | | | | | | | | | | | | | | | | | | | | | | | | | | | | | | | | | | | | | | | | | | | | | | | | | | | | | | | | | | | | | | | | | | | | | | | | | |
| RC1131A0 | 200X2.6 BLACK CLAMP | 1 | PZ | | | | | | | | | | | | | | | | | | | | | | | | | | | | | | | | | | | | | | | | | | | | | | | | | | | | | | | | | | | | | | | | | | | | | | | | | | | | | | | | | | |
| RC1242A0 | D=10 CLOSED CAP | 2 | PZ | | | | | | | | | | | | | | | | | | | | | | | | | | | | | | | | | | | | | | | | | | | | | | | | | | | | | | | | | | | | | | | | | | | | | | | | | | | | | | | | | | |
| RC1356A0 | "STRAIGHT THREADED FEMALE END 8X1/4" BS | 1 | PZ | | | | | | | | | | | | | | | | | | | | | | | | | | | | | | | | | | | | | | | | | | | | | | | | | | | | | | | | | | | | | | | | | | | | | | | | | | | | | | | | | | |
| TB2820A0 | 6X10 EPDM PIPE FOR WASHING SYSTEM | 1.340 | M | | | | | | | | | | | | | | | | | | | | | | | | | | | | | | | | | | | | | | | | | | | | | | | | | | | | | | | | | | | | | | | | | | | | | | | | | | | | | | | | | | |
| TB3132A0 | WHITE-BLUE EPDM TEXTILE BRAID HOSE 6X12 | 1.400 | M | | | | | | | | | | | | | | | | | | | | | | | | | | | | | | | | | | | | | | | | | | | | | | | | | | | | | | | | | | | | | | | | | | | | | | | | | | | | | | | | | | |
| VH1220A1 | 4,2X12 TCB SELF-TAPPIN G SCREW | 3 | PZ | | | | | | | | | | | | | | | | | | | | | | | | | | | | | | | | | | | | | | | | | | | | | | | | | | | | | | | | | | | | | | | | | | | | | | | | | | | | | | | | | | |
| VL1019A0 | VIBRATION PUMP | 1 | PZ | | | | | | | | | | | | | | | | | | | | | | | | | | | | | | | | | | | | | | | | | | | | | | | | | | | | | | | | | | | | | | | | | | | | | | | | | | | | | | | | | | |
| VL1047A1 | D6 PIPE HOLDER - D8 J.G. TERMINAL | 1 | PZ | | | | | | | | | | | | | | | | | | | | | | | | | | | | | | | | | | | | | | | | | | | | | | | | | | | | | | | | | | | | | | | | | | | | | | | | | | | | | | | | | | |
| VL1054B0 | ONE WASHING SYS INLET DISTRIBUTOR | 1 | PZ | | | | | | | | | | | | | | | | | | | | | | | | | | | | | | | | | | | | | | | | | | | | | | | | | | | | | | | | | | | | | | | | | | | | | | | | | | | | | | | | | | |
| VL1065A1 | 1/4 MALE N.O. PRESSURE SWITCH | 1 | PZ | | | | | | | | | | | | | | | | | | | | | | | | | | | | | | | | | | | | | | | | | | | | | | | | | | | | | | | | | | | | | | | | | | | | | | | | | | | | | | | | | | |
| VL1102A1 | DETERGENT LINE FILTER + BARBED VNR 6 MM | 1 | PZ | | | | | | | | | | | | | | | | | | | | | | | | | | | | | | | | | | | | | | | | | | | | | | | | | | | | | | | | | | | | | | | | | | | | | | | | | | | | | | | | | | |
| VL1128A1 | D6 BARBED CHECK VALVE | 2 | PZ | | | | | | | | | | | | | | | | | | | | | | | | | | | | | | | | | | | | | | | | | | | | | | | | | | | | | | | | | | | | | | | | | | | | | | | | | | | | | | | | | | |
| VL1165A0 | BB6-AR6 STRAIGHT FITTING | 1 | PZ | | | | | | | | | | | | | | | | | | | | | | | | | | | | | | | | | | | | | | | | | | | | | | | | | | | | | | | | | | | | | | | | | | | | | | | | | | | | | | | | | | |
| VL1166A0 | BB6-AR6 L FITTING | 3 | PZ | | | | | | | | | | | | | | | | | | | | | | | | | | | | | | | | | | | | | | | | | | | | | | | | | | | | | | | | | | | | | | | | | | | | | | | | | | | | | | | | | | |


| COMPONENT | | | SPARE PART | | | | | | | | | | | | | | | | | | | | | | | | | | | | | | | | | | | | | | | | | | | | | | | | | | | | | | | | | | | | | | | | | | | | | | | |
|-----------|--|--|------------|--|---|------|-------------|-----|-----|----------|---------------------------------|---------------------------------|----|----------|---------------------------------------|-----------------------------|----|----------|--------------------------------------|-------------------------------------|----|----|----------|-----------------------|----|----|----------|--------------|---|----|----------|--------------------|---|----|----------|--|-------|---|----------|--|-------|---|----------|--------------------------------------|---|----|----------|-------------------|---|----|----------|---|---|----|----------|--|---|----|----------|--|---|----|----------|--------------------------|---|----|----------|--------------------------------|---|----|----------|----------------------|---|----|
| Code | Description | Image | Code | Description | Components list | | | | | | | | | | | | | | | | | | | | | | | | | | | | | | | | | | | | | | | | | | | | | | | | | | | | | | | | | | | | | | | | | | | | | |
| EL1440A | WATER SELF CLEANING VALVE |  | KVL1212A | EUR COMPACT PLUS CLEANING SYSTEM KIT | <table border="1"> <thead> <tr> <th>Code</th> <th>Description</th> <th>Qty</th> <th>UOM</th> </tr> </thead> <tbody> <tr> <td>VL1174C0</td> <td>D1.2 MM CALIBRATED NOZZLE</td> <td>1</td> <td>PZ</td> </tr> <tr> <td>VL1185A0</td> <td>2 WAYS PLUS WASHING DISTRIBUTOR</td> <td>1</td> <td>PZ</td> </tr> <tr> <td>VM2172A0</td> <td>PUMP-WITH-CI RCUIT LOCKING PIN</td> <td>6</td> <td>PZ</td> </tr> </tbody> </table> | Code | Description | Qty | UOM | VL1174C0 | D1.2 MM CALIBRATED NOZZLE | 1 | PZ | VL1185A0 | 2 WAYS PLUS WASHING DISTRIBUTOR | 1 | PZ | VM2172A0 | PUMP-WITH-CI RCUIT LOCKING PIN | 6 | PZ | | | | | | | | | | | | | | | | | | | | | | | | | | | | | | | | | | | | | | | | | | | | | | | | | | | | | |
| | | | Code | Description | Qty | UOM | | | | | | | | | | | | | | | | | | | | | | | | | | | | | | | | | | | | | | | | | | | | | | | | | | | | | | | | | | | | | | | | | | | | |
| VL1174C0 | D1.2 MM CALIBRATED NOZZLE | 1 | PZ | | | | | | | | | | | | | | | | | | | | | | | | | | | | | | | | | | | | | | | | | | | | | | | | | | | | | | | | | | | | | | | | | | | | | | | |
| VL1185A0 | 2 WAYS PLUS WASHING DISTRIBUTOR | 1 | PZ | | | | | | | | | | | | | | | | | | | | | | | | | | | | | | | | | | | | | | | | | | | | | | | | | | | | | | | | | | | | | | | | | | | | | | | |
| VM2172A0 | PUMP-WITH-CI RCUIT LOCKING PIN | 6 | PZ | | | | | | | | | | | | | | | | | | | | | | | | | | | | | | | | | | | | | | | | | | | | | | | | | | | | | | | | | | | | | | | | | | | | | | | |
| KVL1211A | ONE COMPACT AND 0523-EP WASH. SYSTEM KIT | <table border="1"> <thead> <tr> <th>Code</th> <th>Description</th> <th>Qty</th> <th>UOM</th> </tr> </thead> <tbody> <tr> <td>OH2427A0</td> <td></td> <td>1</td> <td>PZ</td> </tr> <tr> <td>EL1440A0</td> <td>WATER SELF CLEANING VALVE</td> <td>1</td> <td>PZ</td> </tr> <tr> <td>GN1526A0</td> <td>INT. D.=6.9 TH=1.8 O-RIN</td> <td>3</td> <td>PZ</td> </tr> <tr> <td>RC1018A0</td> <td>ZINC PLATED D12 ELASTIC CLAMP</td> <td>2</td> <td>PZ</td> </tr> <tr> <td>RC1019A0</td> <td>D=10 ELASTIC CLAMP</td> <td>14</td> <td>PZ</td> </tr> <tr> <td>RC1130A0</td> <td>130X2.6 CLAM</td> <td>1</td> <td>PZ</td> </tr> <tr> <td>RC1242A0</td> <td>D=10 CLOSED CAP</td> <td>2</td> <td>PZ</td> </tr> <tr> <td>TB2820A0</td> <td>6X10 EPDM PIPE FOR WASHING SYSTEM</td> <td>1.290</td> <td>M</td> </tr> <tr> <td>TB3132A0</td> <td>WHITE-BLUE EPDM TEXTILE BRAID HOSE 6X12</td> <td>0.670</td> <td>M</td> </tr> <tr> <td>VI1220A1</td> <td>4,2X12 TCB SELF-TAPPIN G SCREW</td> <td>4</td> <td>PZ</td> </tr> <tr> <td>VL1019A0</td> <td>VIBRATION PUMP</td> <td>1</td> <td>PZ</td> </tr> <tr> <td>VL1047A1</td> <td>D6 PIPE HOLDER - D8 J.G. TERMINAL</td> <td>1</td> <td>PZ</td> </tr> <tr> <td>VL1054B0</td> <td>ONE WASHING SYS INLET DISTRIBUTOR</td> <td>1</td> <td>PZ</td> </tr> <tr> <td>VL1102A1</td> <td>DETERGENT LINE FILTER + BARBED VNR 6 MM</td> <td>1</td> <td>PZ</td> </tr> <tr> <td>VL1128A1</td> <td>D6 BARBED CHECK VALVE</td> <td>2</td> <td>PZ</td> </tr> <tr> <td>VL1165A0</td> <td>BB6-AR6 STRAIGHT FITTING</td> <td>1</td> <td>PZ</td> </tr> <tr> <td>VL1166A0</td> <td>BB6-AR6 L FITTING</td> <td>1</td> <td>PZ</td> </tr> </tbody> </table> | Code | Description | Qty | UOM | OH2427A0 | | 1 | PZ | EL1440A0 | WATER SELF CLEANING VALVE | 1 | PZ | GN1526A0 | INT. D.=6.9 TH=1.8 O-RIN | 3 | PZ | RC1018A0 | ZINC PLATED D12 ELASTIC CLAMP | 2 | PZ | RC1019A0 | D=10 ELASTIC CLAMP | 14 | PZ | RC1130A0 | 130X2.6 CLAM | 1 | PZ | RC1242A0 | D=10 CLOSED CAP | 2 | PZ | TB2820A0 | 6X10 EPDM PIPE FOR WASHING SYSTEM | 1.290 | M | TB3132A0 | WHITE-BLUE EPDM TEXTILE BRAID HOSE 6X12 | 0.670 | M | VI1220A1 | 4,2X12 TCB SELF-TAPPIN G SCREW | 4 | PZ | VL1019A0 | VIBRATION PUMP | 1 | PZ | VL1047A1 | D6 PIPE HOLDER - D8 J.G. TERMINAL | 1 | PZ | VL1054B0 | ONE WASHING SYS INLET DISTRIBUTOR | 1 | PZ | VL1102A1 | DETERGENT LINE FILTER + BARBED VNR 6 MM | 1 | PZ | VL1128A1 | D6 BARBED CHECK VALVE | 2 | PZ | VL1165A0 | BB6-AR6 STRAIGHT FITTING | 1 | PZ | VL1166A0 | BB6-AR6 L FITTING | 1 | PZ |
| Code | Description | Qty | UOM | | | | | | | | | | | | | | | | | | | | | | | | | | | | | | | | | | | | | | | | | | | | | | | | | | | | | | | | | | | | | | | | | | | | | | | |
| OH2427A0 | | 1 | PZ | | | | | | | | | | | | | | | | | | | | | | | | | | | | | | | | | | | | | | | | | | | | | | | | | | | | | | | | | | | | | | | | | | | | | | | |
| EL1440A0 | WATER SELF CLEANING VALVE | 1 | PZ | | | | | | | | | | | | | | | | | | | | | | | | | | | | | | | | | | | | | | | | | | | | | | | | | | | | | | | | | | | | | | | | | | | | | | | |
| GN1526A0 | INT. D.=6.9 TH=1.8 O-RIN | 3 | PZ | | | | | | | | | | | | | | | | | | | | | | | | | | | | | | | | | | | | | | | | | | | | | | | | | | | | | | | | | | | | | | | | | | | | | | | |
| RC1018A0 | ZINC PLATED D12 ELASTIC CLAMP | 2 | PZ | | | | | | | | | | | | | | | | | | | | | | | | | | | | | | | | | | | | | | | | | | | | | | | | | | | | | | | | | | | | | | | | | | | | | | | |
| RC1019A0 | D=10 ELASTIC CLAMP | 14 | PZ | | | | | | | | | | | | | | | | | | | | | | | | | | | | | | | | | | | | | | | | | | | | | | | | | | | | | | | | | | | | | | | | | | | | | | | |
| RC1130A0 | 130X2.6 CLAM | 1 | PZ | | | | | | | | | | | | | | | | | | | | | | | | | | | | | | | | | | | | | | | | | | | | | | | | | | | | | | | | | | | | | | | | | | | | | | | |
| RC1242A0 | D=10 CLOSED CAP | 2 | PZ | | | | | | | | | | | | | | | | | | | | | | | | | | | | | | | | | | | | | | | | | | | | | | | | | | | | | | | | | | | | | | | | | | | | | | | |
| TB2820A0 | 6X10 EPDM PIPE FOR WASHING SYSTEM | 1.290 | M | | | | | | | | | | | | | | | | | | | | | | | | | | | | | | | | | | | | | | | | | | | | | | | | | | | | | | | | | | | | | | | | | | | | | | | |
| TB3132A0 | WHITE-BLUE EPDM TEXTILE BRAID HOSE 6X12 | 0.670 | M | | | | | | | | | | | | | | | | | | | | | | | | | | | | | | | | | | | | | | | | | | | | | | | | | | | | | | | | | | | | | | | | | | | | | | | |
| VI1220A1 | 4,2X12 TCB SELF-TAPPIN G SCREW | 4 | PZ | | | | | | | | | | | | | | | | | | | | | | | | | | | | | | | | | | | | | | | | | | | | | | | | | | | | | | | | | | | | | | | | | | | | | | | |
| VL1019A0 | VIBRATION PUMP | 1 | PZ | | | | | | | | | | | | | | | | | | | | | | | | | | | | | | | | | | | | | | | | | | | | | | | | | | | | | | | | | | | | | | | | | | | | | | | |
| VL1047A1 | D6 PIPE HOLDER - D8 J.G. TERMINAL | 1 | PZ | | | | | | | | | | | | | | | | | | | | | | | | | | | | | | | | | | | | | | | | | | | | | | | | | | | | | | | | | | | | | | | | | | | | | | | |
| VL1054B0 | ONE WASHING SYS INLET DISTRIBUTOR | 1 | PZ | | | | | | | | | | | | | | | | | | | | | | | | | | | | | | | | | | | | | | | | | | | | | | | | | | | | | | | | | | | | | | | | | | | | | | | |
| VL1102A1 | DETERGENT LINE FILTER + BARBED VNR 6 MM | 1 | PZ | | | | | | | | | | | | | | | | | | | | | | | | | | | | | | | | | | | | | | | | | | | | | | | | | | | | | | | | | | | | | | | | | | | | | | | |
| VL1128A1 | D6 BARBED CHECK VALVE | 2 | PZ | | | | | | | | | | | | | | | | | | | | | | | | | | | | | | | | | | | | | | | | | | | | | | | | | | | | | | | | | | | | | | | | | | | | | | | |
| VL1165A0 | BB6-AR6 STRAIGHT FITTING | 1 | PZ | | | | | | | | | | | | | | | | | | | | | | | | | | | | | | | | | | | | | | | | | | | | | | | | | | | | | | | | | | | | | | | | | | | | | | | |
| VL1166A0 | BB6-AR6 L FITTING | 1 | PZ | | | | | | | | | | | | | | | | | | | | | | | | | | | | | | | | | | | | | | | | | | | | | | | | | | | | | | | | | | | | | | | | | | | | | | | |


| COMPONENT | | | SPARE PART | | | | | | | | | | | | | | | | | | | | | | | | | | | | | | | | | | | | | | | | | | | | | | | | | | | | | | | | | | | | | | | |
|-----------|---|---|------------|--|---|------|-------------|-------------------------|-----|----------|---------------------------|---------------------------|----|----------|-------------------------------------|--------------------------|----|----------|--------------------------------|-------------------------------|----|----|----------|--------------------|----|----|----------|---------------------|---|----|----------|-----------------|---|----|----------|-----------------------------------|-------|---|----------|---|-------|---|----------|--------------------------------|---|----|----------|----------------|---|----|----------|-----------------------------------|---|----|----------|-----------------------------------|---|----|----------|---|---|----|----------|-----------------------------|---|----|
| Code | Description | Image | Code | Description | Components list | | | | | | | | | | | | | | | | | | | | | | | | | | | | | | | | | | | | | | | | | | | | | | | | | | | | | | | | | | | | | |
| EL1440A | WATER SELF CLEANING VALVE |  | KVL1211A | ONE COMPACT AND 0523-EP WASH. SYSTEM KIT | <table border="1"> <thead> <tr> <th>Code</th> <th>Description</th> <th>Qty</th> <th>UOM</th> </tr> </thead> <tbody> <tr> <td>VL1174C0</td> <td>D1.2 MM CALIBRATED NOZZLE</td> <td>1</td> <td>PZ</td> </tr> <tr> <td>VL1191A0</td> <td>ONE WASHING DISTRIBUTOR OUTLETS KIT</td> <td>1</td> <td>PZ</td> </tr> <tr> <td>VM2172A0</td> <td>PUMP-WITH-CI RCUIT LOCKING PIN</td> <td>3</td> <td>PZ</td> </tr> </tbody> </table> | Code | Description | Qty | UOM | VL1174C0 | D1.2 MM CALIBRATED NOZZLE | 1 | PZ | VL1191A0 | ONE WASHING DISTRIBUTOR OUTLETS KIT | 1 | PZ | VM2172A0 | PUMP-WITH-CI RCUIT LOCKING PIN | 3 | PZ | | | | | | | | | | | | | | | | | | | | | | | | | | | | | | | | | | | | | | | | | | | | | |
| | | | Code | Description | Qty | UOM | | | | | | | | | | | | | | | | | | | | | | | | | | | | | | | | | | | | | | | | | | | | | | | | | | | | | | | | | | | | |
| VL1174C0 | D1.2 MM CALIBRATED NOZZLE | 1 | PZ | | | | | | | | | | | | | | | | | | | | | | | | | | | | | | | | | | | | | | | | | | | | | | | | | | | | | | | | | | | | | | | |
| VL1191A0 | ONE WASHING DISTRIBUTOR OUTLETS KIT | 1 | PZ | | | | | | | | | | | | | | | | | | | | | | | | | | | | | | | | | | | | | | | | | | | | | | | | | | | | | | | | | | | | | | | |
| VM2172A0 | PUMP-WITH-CI RCUIT LOCKING PIN | 3 | PZ | | | | | | | | | | | | | | | | | | | | | | | | | | | | | | | | | | | | | | | | | | | | | | | | | | | | | | | | | | | | | | | |
| KVL1198A | MM EU HOOD CLEANING SYSTEM KIT | <table border="1"> <thead> <tr> <th>Code</th> <th>Description</th> <th>Qty</th> <th>UOM</th> </tr> </thead> <tbody> <tr> <td>0H2213A1</td> <td>HOOD WATER CIRCUIT PLAT</td> <td>1</td> <td>PZ</td> </tr> <tr> <td>EL1440A0</td> <td>WATER SELF CLEANING VALVE</td> <td>2</td> <td>PZ</td> </tr> <tr> <td>GN1526A0</td> <td>INT. D.=6.9 TH=1.8 O-RIN</td> <td>5</td> <td>PZ</td> </tr> <tr> <td>RC1018A0</td> <td>ZINC PLATED D12 ELASTIC CLAMP</td> <td>6</td> <td>PZ</td> </tr> <tr> <td>RC1019A0</td> <td>D=10 ELASTIC CLAMP</td> <td>16</td> <td>PZ</td> </tr> <tr> <td>RC1131A0</td> <td>200X2.6 BLACK CLAMP</td> <td>1</td> <td>PZ</td> </tr> <tr> <td>RC1242A0</td> <td>D=10 CLOSED CAP</td> <td>2</td> <td>PZ</td> </tr> <tr> <td>TB2820A0</td> <td>6X10 EPDM PIPE FOR WASHING SYSTEM</td> <td>2.240</td> <td>M</td> </tr> <tr> <td>TB3132A0</td> <td>WHITE-BLUE EPDM TEXTILE BRAID HOSE 6X12</td> <td>0.440</td> <td>M</td> </tr> <tr> <td>VI1220A1</td> <td>4,2X12 TCB SELF-TAPPIN G SCREW</td> <td>3</td> <td>PZ</td> </tr> <tr> <td>VL1019A0</td> <td>VIBRATION PUMP</td> <td>1</td> <td>PZ</td> </tr> <tr> <td>VL1047A1</td> <td>D6 PIPE HOLDER - D8 J.G. TERMINAL</td> <td>2</td> <td>PZ</td> </tr> <tr> <td>VL1054B0</td> <td>ONE WASHING SYS INLET DISTRIBUTOR</td> <td>1</td> <td>PZ</td> </tr> <tr> <td>VL1102A1</td> <td>DETERGENT LINE FILTER + BARBED VNR 6 MM</td> <td>1</td> <td>PZ</td> </tr> <tr> <td>VL1127A1</td> <td>6MM BARBED T-SHAPED FITTING</td> <td>1</td> <td>PZ</td> </tr> </tbody> </table> | Code | Description | Qty | UOM | 0H2213A1 | HOOD WATER CIRCUIT PLAT | 1 | PZ | EL1440A0 | WATER SELF CLEANING VALVE | 2 | PZ | GN1526A0 | INT. D.=6.9 TH=1.8 O-RIN | 5 | PZ | RC1018A0 | ZINC PLATED D12 ELASTIC CLAMP | 6 | PZ | RC1019A0 | D=10 ELASTIC CLAMP | 16 | PZ | RC1131A0 | 200X2.6 BLACK CLAMP | 1 | PZ | RC1242A0 | D=10 CLOSED CAP | 2 | PZ | TB2820A0 | 6X10 EPDM PIPE FOR WASHING SYSTEM | 2.240 | M | TB3132A0 | WHITE-BLUE EPDM TEXTILE BRAID HOSE 6X12 | 0.440 | M | VI1220A1 | 4,2X12 TCB SELF-TAPPIN G SCREW | 3 | PZ | VL1019A0 | VIBRATION PUMP | 1 | PZ | VL1047A1 | D6 PIPE HOLDER - D8 J.G. TERMINAL | 2 | PZ | VL1054B0 | ONE WASHING SYS INLET DISTRIBUTOR | 1 | PZ | VL1102A1 | DETERGENT LINE FILTER + BARBED VNR 6 MM | 1 | PZ | VL1127A1 | 6MM BARBED T-SHAPED FITTING | 1 | PZ |
| Code | Description | Qty | UOM | | | | | | | | | | | | | | | | | | | | | | | | | | | | | | | | | | | | | | | | | | | | | | | | | | | | | | | | | | | | | | | |
| 0H2213A1 | HOOD WATER CIRCUIT PLAT | 1 | PZ | | | | | | | | | | | | | | | | | | | | | | | | | | | | | | | | | | | | | | | | | | | | | | | | | | | | | | | | | | | | | | | |
| EL1440A0 | WATER SELF CLEANING VALVE | 2 | PZ | | | | | | | | | | | | | | | | | | | | | | | | | | | | | | | | | | | | | | | | | | | | | | | | | | | | | | | | | | | | | | | |
| GN1526A0 | INT. D.=6.9 TH=1.8 O-RIN | 5 | PZ | | | | | | | | | | | | | | | | | | | | | | | | | | | | | | | | | | | | | | | | | | | | | | | | | | | | | | | | | | | | | | | |
| RC1018A0 | ZINC PLATED D12 ELASTIC CLAMP | 6 | PZ | | | | | | | | | | | | | | | | | | | | | | | | | | | | | | | | | | | | | | | | | | | | | | | | | | | | | | | | | | | | | | | |
| RC1019A0 | D=10 ELASTIC CLAMP | 16 | PZ | | | | | | | | | | | | | | | | | | | | | | | | | | | | | | | | | | | | | | | | | | | | | | | | | | | | | | | | | | | | | | | |
| RC1131A0 | 200X2.6 BLACK CLAMP | 1 | PZ | | | | | | | | | | | | | | | | | | | | | | | | | | | | | | | | | | | | | | | | | | | | | | | | | | | | | | | | | | | | | | | |
| RC1242A0 | D=10 CLOSED CAP | 2 | PZ | | | | | | | | | | | | | | | | | | | | | | | | | | | | | | | | | | | | | | | | | | | | | | | | | | | | | | | | | | | | | | | |
| TB2820A0 | 6X10 EPDM PIPE FOR WASHING SYSTEM | 2.240 | M | | | | | | | | | | | | | | | | | | | | | | | | | | | | | | | | | | | | | | | | | | | | | | | | | | | | | | | | | | | | | | | |
| TB3132A0 | WHITE-BLUE EPDM TEXTILE BRAID HOSE 6X12 | 0.440 | M | | | | | | | | | | | | | | | | | | | | | | | | | | | | | | | | | | | | | | | | | | | | | | | | | | | | | | | | | | | | | | | |
| VI1220A1 | 4,2X12 TCB SELF-TAPPIN G SCREW | 3 | PZ | | | | | | | | | | | | | | | | | | | | | | | | | | | | | | | | | | | | | | | | | | | | | | | | | | | | | | | | | | | | | | | |
| VL1019A0 | VIBRATION PUMP | 1 | PZ | | | | | | | | | | | | | | | | | | | | | | | | | | | | | | | | | | | | | | | | | | | | | | | | | | | | | | | | | | | | | | | |
| VL1047A1 | D6 PIPE HOLDER - D8 J.G. TERMINAL | 2 | PZ | | | | | | | | | | | | | | | | | | | | | | | | | | | | | | | | | | | | | | | | | | | | | | | | | | | | | | | | | | | | | | | |
| VL1054B0 | ONE WASHING SYS INLET DISTRIBUTOR | 1 | PZ | | | | | | | | | | | | | | | | | | | | | | | | | | | | | | | | | | | | | | | | | | | | | | | | | | | | | | | | | | | | | | | |
| VL1102A1 | DETERGENT LINE FILTER + BARBED VNR 6 MM | 1 | PZ | | | | | | | | | | | | | | | | | | | | | | | | | | | | | | | | | | | | | | | | | | | | | | | | | | | | | | | | | | | | | | | |
| VL1127A1 | 6MM BARBED T-SHAPED FITTING | 1 | PZ | | | | | | | | | | | | | | | | | | | | | | | | | | | | | | | | | | | | | | | | | | | | | | | | | | | | | | | | | | | | | | | |


| COMPONENT | | | SPARE PART | | | | | | | | | | | | | | | | | | | | | | | | | | | | | | | | | | | | | | | | | | | | | | | | | | | | | | | |
|-----------|---|---|------------|--------------------------------------|---|------|-------------|---------------------------------|-----|----------|--------------------------|---|----|----------|--------------------------------|--------------------------------------|----|----------|----------------------|---|----|----------|---------------------------------|--------------------------------------|----|----------|--|---------------------------------|----|----------|--|-----------------------------|----|----------|--------------------------------------|-------------------------------------|----|----|----------|-----------------------|----|----|----------|--------------|---|----|----------|------------------------|---|----|----------|--------------------|---|----|----------|--------------------------|---|----|
| Code | Description | Image | Code | Description | Components list | | | | | | | | | | | | | | | | | | | | | | | | | | | | | | | | | | | | | | | | | | | | | | | | | | | | | |
| EL1440A | WATER SELF CLEANING VALVE |  | KVL1198A | MM EU HOOD CLEANING SYSTEM KIT | <table border="1"> <thead> <tr> <th>Code</th> <th>Description</th> <th>Qty</th> <th>UOM</th> </tr> </thead> <tbody> <tr> <td>VL1128A1</td> <td>D6 BARBED CHECK VALVE</td> <td>2</td> <td>PZ</td> </tr> <tr> <td>VL1165A0</td> <td>BB6-AR6 STRAIGHT FITTING</td> <td>2</td> <td>PZ</td> </tr> <tr> <td>VL1166A0</td> <td>BB6-AR6 L FITTING</td> <td>2</td> <td>PZ</td> </tr> <tr> <td>VL1174C0</td> <td>D1.2 MM CALIBRATED NOZZLE</td> <td>1</td> <td>PZ</td> </tr> <tr> <td>VL1191A0</td> <td>ONE WASHING DISTRIBUTOR OUTLETS KIT</td> <td>1</td> <td>PZ</td> </tr> <tr> <td>VM1605A0</td> <td>CLIP TWIST LOCK DIAM. 10,2-12,7 MM</td> <td>4</td> <td>PZ</td> </tr> <tr> <td>VM2172A0</td> <td>PUMP-WITH-CI RCUIT LOCKING PIN</td> <td>5</td> <td>PZ</td> </tr> </tbody> </table> | Code | Description | Qty | UOM | VL1128A1 | D6 BARBED CHECK VALVE | 2 | PZ | VL1165A0 | BB6-AR6 STRAIGHT FITTING | 2 | PZ | VL1166A0 | BB6-AR6 L FITTING | 2 | PZ | VL1174C0 | D1.2 MM CALIBRATED NOZZLE | 1 | PZ | VL1191A0 | ONE WASHING DISTRIBUTOR OUTLETS KIT | 1 | PZ | VM1605A0 | CLIP TWIST LOCK DIAM. 10,2-12,7 MM | 4 | PZ | VM2172A0 | PUMP-WITH-CI RCUIT LOCKING PIN | 5 | PZ | | | | | | | | | | | | | | | | | | | | | |
| | | | Code | Description | Qty | UOM | | | | | | | | | | | | | | | | | | | | | | | | | | | | | | | | | | | | | | | | | | | | | | | | | | | | |
| VL1128A1 | D6 BARBED CHECK VALVE | 2 | PZ | | | | | | | | | | | | | | | | | | | | | | | | | | | | | | | | | | | | | | | | | | | | | | | | | | | | | | | |
| VL1165A0 | BB6-AR6 STRAIGHT FITTING | 2 | PZ | | | | | | | | | | | | | | | | | | | | | | | | | | | | | | | | | | | | | | | | | | | | | | | | | | | | | | | |
| VL1166A0 | BB6-AR6 L FITTING | 2 | PZ | | | | | | | | | | | | | | | | | | | | | | | | | | | | | | | | | | | | | | | | | | | | | | | | | | | | | | | |
| VL1174C0 | D1.2 MM CALIBRATED NOZZLE | 1 | PZ | | | | | | | | | | | | | | | | | | | | | | | | | | | | | | | | | | | | | | | | | | | | | | | | | | | | | | | |
| VL1191A0 | ONE WASHING DISTRIBUTOR OUTLETS KIT | 1 | PZ | | | | | | | | | | | | | | | | | | | | | | | | | | | | | | | | | | | | | | | | | | | | | | | | | | | | | | | |
| VM1605A0 | CLIP TWIST LOCK DIAM. 10,2-12,7 MM | 4 | PZ | | | | | | | | | | | | | | | | | | | | | | | | | | | | | | | | | | | | | | | | | | | | | | | | | | | | | | | |
| VM2172A0 | PUMP-WITH-CI RCUIT LOCKING PIN | 5 | PZ | | | | | | | | | | | | | | | | | | | | | | | | | | | | | | | | | | | | | | | | | | | | | | | | | | | | | | | |
| KVL1187A | 3 ROTOR ARMS PLUS EU CLEANING SYSTEM KIT | <table border="1"> <thead> <tr> <th>Code</th> <th>Description</th> <th>Qty</th> <th>UOM</th> </tr> </thead> <tbody> <tr> <td>0H2143A0</td> <td>LAMIERA BLOCCA VNR VL1128</td> <td>3</td> <td>PZ</td> </tr> <tr> <td>0H2168A0</td> <td></td> <td>1</td> <td>PZ</td> </tr> <tr> <td>0H2354A0</td> <td>XEVC-XEVL WASHING CIRCUIT PLAT</td> <td>1</td> <td>PZ</td> </tr> <tr> <td>EL1120A0</td> <td>D8-D6 FEMALE STRAIGHT INTERM. CONNECTION</td> <td>1</td> <td>PZ</td> </tr> <tr> <td>EL1220A0</td> <td>JG STRAIGHT CONNECTION Ø8F-Ø8F</td> <td>2</td> <td>PZ</td> </tr> <tr> <td>EL1440A0</td> <td>WATER SELF CLEANING VALVE</td> <td>4</td> <td>PZ</td> </tr> <tr> <td>GN1526A0</td> <td>INT. D.=6.9 TH=1.8 O-RIN</td> <td>9</td> <td>PZ</td> </tr> <tr> <td>RC1018A0</td> <td>ZINC PLATED D12 ELASTIC CLAMP</td> <td>10</td> <td>PZ</td> </tr> <tr> <td>RC1019A0</td> <td>D=10 ELASTIC CLAMP</td> <td>22</td> <td>PZ</td> </tr> <tr> <td>RC1130A0</td> <td>130X2,6 CLAM</td> <td>4</td> <td>PZ</td> </tr> <tr> <td>RC1131A0</td> <td>200X2,6 BLACK CLAMP</td> <td>3</td> <td>PZ</td> </tr> <tr> <td>RC1242A0</td> <td>D=10 CLOSED CAP</td> <td>2</td> <td>PZ</td> </tr> <tr> <td>RC1310A0</td> <td>140X4 CLAMP WITH CLIP</td> <td>1</td> <td>PZ</td> </tr> </tbody> </table> | Code | Description | Qty | UOM | 0H2143A0 | LAMIERA BLOCCA VNR VL1128 | 3 | PZ | 0H2168A0 | | 1 | PZ | 0H2354A0 | XEVC-XEVL WASHING CIRCUIT PLAT | 1 | PZ | EL1120A0 | D8-D6 FEMALE STRAIGHT INTERM. CONNECTION | 1 | PZ | EL1220A0 | JG STRAIGHT CONNECTION Ø8F-Ø8F | 2 | PZ | EL1440A0 | WATER SELF CLEANING VALVE | 4 | PZ | GN1526A0 | INT. D.=6.9 TH=1.8 O-RIN | 9 | PZ | RC1018A0 | ZINC PLATED D12 ELASTIC CLAMP | 10 | PZ | RC1019A0 | D=10 ELASTIC CLAMP | 22 | PZ | RC1130A0 | 130X2,6 CLAM | 4 | PZ | RC1131A0 | 200X2,6 BLACK CLAMP | 3 | PZ | RC1242A0 | D=10 CLOSED CAP | 2 | PZ | RC1310A0 | 140X4 CLAMP WITH CLIP | 1 | PZ |
| Code | Description | Qty | UOM | | | | | | | | | | | | | | | | | | | | | | | | | | | | | | | | | | | | | | | | | | | | | | | | | | | | | | | |
| 0H2143A0 | LAMIERA BLOCCA VNR VL1128 | 3 | PZ | | | | | | | | | | | | | | | | | | | | | | | | | | | | | | | | | | | | | | | | | | | | | | | | | | | | | | | |
| 0H2168A0 | | 1 | PZ | | | | | | | | | | | | | | | | | | | | | | | | | | | | | | | | | | | | | | | | | | | | | | | | | | | | | | | |
| 0H2354A0 | XEVC-XEVL WASHING CIRCUIT PLAT | 1 | PZ | | | | | | | | | | | | | | | | | | | | | | | | | | | | | | | | | | | | | | | | | | | | | | | | | | | | | | | |
| EL1120A0 | D8-D6 FEMALE STRAIGHT INTERM. CONNECTION | 1 | PZ | | | | | | | | | | | | | | | | | | | | | | | | | | | | | | | | | | | | | | | | | | | | | | | | | | | | | | | |
| EL1220A0 | JG STRAIGHT CONNECTION Ø8F-Ø8F | 2 | PZ | | | | | | | | | | | | | | | | | | | | | | | | | | | | | | | | | | | | | | | | | | | | | | | | | | | | | | | |
| EL1440A0 | WATER SELF CLEANING VALVE | 4 | PZ | | | | | | | | | | | | | | | | | | | | | | | | | | | | | | | | | | | | | | | | | | | | | | | | | | | | | | | |
| GN1526A0 | INT. D.=6.9 TH=1.8 O-RIN | 9 | PZ | | | | | | | | | | | | | | | | | | | | | | | | | | | | | | | | | | | | | | | | | | | | | | | | | | | | | | | |
| RC1018A0 | ZINC PLATED D12 ELASTIC CLAMP | 10 | PZ | | | | | | | | | | | | | | | | | | | | | | | | | | | | | | | | | | | | | | | | | | | | | | | | | | | | | | | |
| RC1019A0 | D=10 ELASTIC CLAMP | 22 | PZ | | | | | | | | | | | | | | | | | | | | | | | | | | | | | | | | | | | | | | | | | | | | | | | | | | | | | | | |
| RC1130A0 | 130X2,6 CLAM | 4 | PZ | | | | | | | | | | | | | | | | | | | | | | | | | | | | | | | | | | | | | | | | | | | | | | | | | | | | | | | |
| RC1131A0 | 200X2,6 BLACK CLAMP | 3 | PZ | | | | | | | | | | | | | | | | | | | | | | | | | | | | | | | | | | | | | | | | | | | | | | | | | | | | | | | |
| RC1242A0 | D=10 CLOSED CAP | 2 | PZ | | | | | | | | | | | | | | | | | | | | | | | | | | | | | | | | | | | | | | | | | | | | | | | | | | | | | | | |
| RC1310A0 | 140X4 CLAMP WITH CLIP | 1 | PZ | | | | | | | | | | | | | | | | | | | | | | | | | | | | | | | | | | | | | | | | | | | | | | | | | | | | | | | |


| COMPONENT | | | SPARE PART | | | | | | | | | | | | | | | | | | | | | | | | | | | | | | | | | | | | | | | | | | | | | | | | | | | | | | | | | | | | | | | | | | | | | | | | | | |
|-----------|--|---|------------|--|---|------|-------------|-----|-----|----------|--|---|----|----------|--|-------|---|----------|--|-------|---|----------|--------------------------------------|---|----|----------|-------------------|---|----|----------|---|---|----|----------|---|---|----|----------|---|---|----|----------|-------------------------------------|---|----|----------|--|---|----|----------|--|---|----|----------|--|---|----|----------|-----------------------------------|---|----|----------|--------------------------|---|----|----------|--------------------------|---|----|----------|--------------------------------|---|----|----------|----------------------|---|----|
| Code | Description | Image | Code | Description | Components list | | | | | | | | | | | | | | | | | | | | | | | | | | | | | | | | | | | | | | | | | | | | | | | | | | | | | | | | | | | | | | | | | | | | | | | | |
| EL1440A | WATER SELF CLEANING VALVE |  | KVL1187A | 3 ROTOR ARMS PLUS EU CLEANING SYSTEM KIT | <table border="1"> <thead> <tr> <th>Code</th> <th>Description</th> <th>Qty</th> <th>UOM</th> </tr> </thead> <tbody> <tr> <td>RC1356A0</td> <td>"STRAIGHT THREADED FEMALE END 8X1/4" BS</td> <td>1</td> <td>PZ</td> </tr> <tr> <td>TB2820A0</td> <td>6X10 EPDM PIPE FOR WASHING SYSTEM</td> <td>1.510</td> <td>M</td> </tr> <tr> <td>TB3132A0</td> <td>WHITE-BLUE EPDM TEXTILE BRAID HOSE 6X12</td> <td>1.210</td> <td>M</td> </tr> <tr> <td>VI1220A1</td> <td>4,2X12 TCB SELF-TAPPIN G SCREW</td> <td>3</td> <td>PZ</td> </tr> <tr> <td>VL1019A0</td> <td>VIBRATION PUMP</td> <td>1</td> <td>PZ</td> </tr> <tr> <td>VL1046A1</td> <td>D6 PIPE HOLDER - D6 J.G. TERMINAL</td> <td>3</td> <td>PZ</td> </tr> <tr> <td>VL1047A1</td> <td>D6 PIPE HOLDER - D6 J.G. TERMINAL</td> <td>1</td> <td>PZ</td> </tr> <tr> <td>VL1064A0</td> <td>WASHING SYSTEM OUTLETS DISTRIBUTOR</td> <td>1</td> <td>PZ</td> </tr> <tr> <td>VL1065A1</td> <td>1/4 MALE N.O. PRESSURE SWITCH</td> <td>1</td> <td>PZ</td> </tr> <tr> <td>VL1067A0</td> <td>WASHING SYSTEM INLETS DISTRIBUTOR</td> <td>1</td> <td>PZ</td> </tr> <tr> <td>VL1092A0</td> <td>WASHING SYSTEM OUTLET DOUBLE DISTRIBUTOR</td> <td>1</td> <td>PZ</td> </tr> <tr> <td>VL1102A1</td> <td>DETERGENT LINE FILTER + BARBED VNR 6 MM</td> <td>1</td> <td>PZ</td> </tr> <tr> <td>VL1127A1</td> <td>6MM BARBED T-SHAPED FITTING</td> <td>2</td> <td>PZ</td> </tr> <tr> <td>VL1128A0</td> <td>D6 BARBED CHECK VALVE</td> <td>3</td> <td>PZ</td> </tr> <tr> <td>VL1128A1</td> <td>D6 BARBED CHECK VALVE</td> <td>3</td> <td>PZ</td> </tr> <tr> <td>VL1165A0</td> <td>BB6-AR6 STRAIGHT FITTING</td> <td>4</td> <td>PZ</td> </tr> <tr> <td>VL1166A0</td> <td>BB6-AR6 L FITTING</td> <td>4</td> <td>PZ</td> </tr> </tbody> </table> | Code | Description | Qty | UOM | RC1356A0 | "STRAIGHT THREADED FEMALE END 8X1/4" BS | 1 | PZ | TB2820A0 | 6X10 EPDM PIPE FOR WASHING SYSTEM | 1.510 | M | TB3132A0 | WHITE-BLUE EPDM TEXTILE BRAID HOSE 6X12 | 1.210 | M | VI1220A1 | 4,2X12 TCB SELF-TAPPIN G SCREW | 3 | PZ | VL1019A0 | VIBRATION PUMP | 1 | PZ | VL1046A1 | D6 PIPE HOLDER - D6 J.G. TERMINAL | 3 | PZ | VL1047A1 | D6 PIPE HOLDER - D6 J.G. TERMINAL | 1 | PZ | VL1064A0 | WASHING SYSTEM OUTLETS DISTRIBUTOR | 1 | PZ | VL1065A1 | 1/4 MALE N.O. PRESSURE SWITCH | 1 | PZ | VL1067A0 | WASHING SYSTEM INLETS DISTRIBUTOR | 1 | PZ | VL1092A0 | WASHING SYSTEM OUTLET DOUBLE DISTRIBUTOR | 1 | PZ | VL1102A1 | DETERGENT LINE FILTER + BARBED VNR 6 MM | 1 | PZ | VL1127A1 | 6MM BARBED T-SHAPED FITTING | 2 | PZ | VL1128A0 | D6 BARBED CHECK VALVE | 3 | PZ | VL1128A1 | D6 BARBED CHECK VALVE | 3 | PZ | VL1165A0 | BB6-AR6 STRAIGHT FITTING | 4 | PZ | VL1166A0 | BB6-AR6 L FITTING | 4 | PZ |
| Code | Description | Qty | UOM | | | | | | | | | | | | | | | | | | | | | | | | | | | | | | | | | | | | | | | | | | | | | | | | | | | | | | | | | | | | | | | | | | | | | | | | | | |
| RC1356A0 | "STRAIGHT THREADED FEMALE END 8X1/4" BS | 1 | PZ | | | | | | | | | | | | | | | | | | | | | | | | | | | | | | | | | | | | | | | | | | | | | | | | | | | | | | | | | | | | | | | | | | | | | | | | | | |
| TB2820A0 | 6X10 EPDM PIPE FOR WASHING SYSTEM | 1.510 | M | | | | | | | | | | | | | | | | | | | | | | | | | | | | | | | | | | | | | | | | | | | | | | | | | | | | | | | | | | | | | | | | | | | | | | | | | | |
| TB3132A0 | WHITE-BLUE EPDM TEXTILE BRAID HOSE 6X12 | 1.210 | M | | | | | | | | | | | | | | | | | | | | | | | | | | | | | | | | | | | | | | | | | | | | | | | | | | | | | | | | | | | | | | | | | | | | | | | | | | |
| VI1220A1 | 4,2X12 TCB SELF-TAPPIN G SCREW | 3 | PZ | | | | | | | | | | | | | | | | | | | | | | | | | | | | | | | | | | | | | | | | | | | | | | | | | | | | | | | | | | | | | | | | | | | | | | | | | | |
| VL1019A0 | VIBRATION PUMP | 1 | PZ | | | | | | | | | | | | | | | | | | | | | | | | | | | | | | | | | | | | | | | | | | | | | | | | | | | | | | | | | | | | | | | | | | | | | | | | | | |
| VL1046A1 | D6 PIPE HOLDER - D6 J.G. TERMINAL | 3 | PZ | | | | | | | | | | | | | | | | | | | | | | | | | | | | | | | | | | | | | | | | | | | | | | | | | | | | | | | | | | | | | | | | | | | | | | | | | | |
| VL1047A1 | D6 PIPE HOLDER - D6 J.G. TERMINAL | 1 | PZ | | | | | | | | | | | | | | | | | | | | | | | | | | | | | | | | | | | | | | | | | | | | | | | | | | | | | | | | | | | | | | | | | | | | | | | | | | |
| VL1064A0 | WASHING SYSTEM OUTLETS DISTRIBUTOR | 1 | PZ | | | | | | | | | | | | | | | | | | | | | | | | | | | | | | | | | | | | | | | | | | | | | | | | | | | | | | | | | | | | | | | | | | | | | | | | | | |
| VL1065A1 | 1/4 MALE N.O. PRESSURE SWITCH | 1 | PZ | | | | | | | | | | | | | | | | | | | | | | | | | | | | | | | | | | | | | | | | | | | | | | | | | | | | | | | | | | | | | | | | | | | | | | | | | | |
| VL1067A0 | WASHING SYSTEM INLETS DISTRIBUTOR | 1 | PZ | | | | | | | | | | | | | | | | | | | | | | | | | | | | | | | | | | | | | | | | | | | | | | | | | | | | | | | | | | | | | | | | | | | | | | | | | | |
| VL1092A0 | WASHING SYSTEM OUTLET DOUBLE DISTRIBUTOR | 1 | PZ | | | | | | | | | | | | | | | | | | | | | | | | | | | | | | | | | | | | | | | | | | | | | | | | | | | | | | | | | | | | | | | | | | | | | | | | | | |
| VL1102A1 | DETERGENT LINE FILTER + BARBED VNR 6 MM | 1 | PZ | | | | | | | | | | | | | | | | | | | | | | | | | | | | | | | | | | | | | | | | | | | | | | | | | | | | | | | | | | | | | | | | | | | | | | | | | | |
| VL1127A1 | 6MM BARBED T-SHAPED FITTING | 2 | PZ | | | | | | | | | | | | | | | | | | | | | | | | | | | | | | | | | | | | | | | | | | | | | | | | | | | | | | | | | | | | | | | | | | | | | | | | | | |
| VL1128A0 | D6 BARBED CHECK VALVE | 3 | PZ | | | | | | | | | | | | | | | | | | | | | | | | | | | | | | | | | | | | | | | | | | | | | | | | | | | | | | | | | | | | | | | | | | | | | | | | | | |
| VL1128A1 | D6 BARBED CHECK VALVE | 3 | PZ | | | | | | | | | | | | | | | | | | | | | | | | | | | | | | | | | | | | | | | | | | | | | | | | | | | | | | | | | | | | | | | | | | | | | | | | | | |
| VL1165A0 | BB6-AR6 STRAIGHT FITTING | 4 | PZ | | | | | | | | | | | | | | | | | | | | | | | | | | | | | | | | | | | | | | | | | | | | | | | | | | | | | | | | | | | | | | | | | | | | | | | | | | |
| VL1166A0 | BB6-AR6 L FITTING | 4 | PZ | | | | | | | | | | | | | | | | | | | | | | | | | | | | | | | | | | | | | | | | | | | | | | | | | | | | | | | | | | | | | | | | | | | | | | | | | | |

| COMPONENT | | | SPARE PART | | | | | | | | | | | | | | | | | | | | | | | | | | | | | | | | | | | | | | | | | | | | | | | |
|-----------|---|---|------------|--|--|------|-------------|---------------------------------|-----|----------|----------|---|----|----------|----------|--------------------------------------|----|----------|--|--------------------------------------|----|----------|---------------------------------|---------------------------------|----|----------|---------------------------------------|-----------------------------|----|----------|---------------------------------------|-------------------------------------|----|----------|---|-----------------------|----|----------|--|--------------|----|----------|--------------------------------------|------------------------|----|----|----------|--------------------|---|----|
| Code | Description | Image | Code | Description | Components list | | | | | | | | | | | | | | | | | | | | | | | | | | | | | | | | | | | | | | | | | | | | | |
| EL1440A | WATER SELF CLEANING VALVE |  | KVL1187A | 3 ROTOR ARMS PLUS EU CLEANING SYSTEM KIT | <table border="1"> <thead> <tr> <th>Code</th> <th>Description</th> <th>Qty</th> <th>UOM</th> </tr> </thead> <tbody> <tr> <td>VL1167A0</td> <td></td> <td>1</td> <td>PZ</td> </tr> <tr> <td>VL1167A1</td> <td></td> <td>1</td> <td>PZ</td> </tr> <tr> <td>VL1167A2</td> <td>GN21 3 ROTOR ARMS B-B FLOW RESTRICTOR</td> <td>1</td> <td>PZ</td> </tr> <tr> <td>VL1174C0</td> <td>D1.2 MM CALIBRATED NOZZLE</td> <td>1</td> <td>PZ</td> </tr> <tr> <td>VL1185A0</td> <td>2 WAYS PLUS WASHING DISTRIBUTOR</td> <td>1</td> <td>PZ</td> </tr> <tr> <td>VL1186A0</td> <td>3 WAYS PLUS WASHING DISTRIBUTOR</td> <td>1</td> <td>PZ</td> </tr> <tr> <td>VL1190A0</td> <td>PLUS WASHING SYSTEM INLET DISTRIBUTOR</td> <td>1</td> <td>PZ</td> </tr> <tr> <td>VM1605A0</td> <td>CLIP TWIST LOCK DIAM. 10,2-12,7 MM</td> <td>3</td> <td>PZ</td> </tr> <tr> <td>VM2172A0</td> <td>PUMP-WITH-CI RCUIT LOCKING PIN</td> <td>9</td> <td>PZ</td> </tr> </tbody> </table> | Code | Description | Qty | UOM | VL1167A0 | | 1 | PZ | VL1167A1 | | 1 | PZ | VL1167A2 | GN21 3 ROTOR ARMS B-B FLOW RESTRICTOR | 1 | PZ | VL1174C0 | D1.2 MM CALIBRATED NOZZLE | 1 | PZ | VL1185A0 | 2 WAYS PLUS WASHING DISTRIBUTOR | 1 | PZ | VL1186A0 | 3 WAYS PLUS WASHING DISTRIBUTOR | 1 | PZ | VL1190A0 | PLUS WASHING SYSTEM INLET DISTRIBUTOR | 1 | PZ | VM1605A0 | CLIP TWIST LOCK DIAM. 10,2-12,7 MM | 3 | PZ | VM2172A0 | PUMP-WITH-CI RCUIT LOCKING PIN | 9 | PZ | | | | | |
| | | | Code | Description | Qty | UOM | | | | | | | | | | | | | | | | | | | | | | | | | | | | | | | | | | | | | | | | | | | | |
| VL1167A0 | | 1 | PZ | | | | | | | | | | | | | | | | | | | | | | | | | | | | | | | | | | | | | | | | | | | | | | | |
| VL1167A1 | | 1 | PZ | | | | | | | | | | | | | | | | | | | | | | | | | | | | | | | | | | | | | | | | | | | | | | | |
| VL1167A2 | GN21 3 ROTOR ARMS B-B FLOW RESTRICTOR | 1 | PZ | | | | | | | | | | | | | | | | | | | | | | | | | | | | | | | | | | | | | | | | | | | | | | | |
| VL1174C0 | D1.2 MM CALIBRATED NOZZLE | 1 | PZ | | | | | | | | | | | | | | | | | | | | | | | | | | | | | | | | | | | | | | | | | | | | | | | |
| VL1185A0 | 2 WAYS PLUS WASHING DISTRIBUTOR | 1 | PZ | | | | | | | | | | | | | | | | | | | | | | | | | | | | | | | | | | | | | | | | | | | | | | | |
| VL1186A0 | 3 WAYS PLUS WASHING DISTRIBUTOR | 1 | PZ | | | | | | | | | | | | | | | | | | | | | | | | | | | | | | | | | | | | | | | | | | | | | | | |
| VL1190A0 | PLUS WASHING SYSTEM INLET DISTRIBUTOR | 1 | PZ | | | | | | | | | | | | | | | | | | | | | | | | | | | | | | | | | | | | | | | | | | | | | | | |
| VM1605A0 | CLIP TWIST LOCK DIAM. 10,2-12,7 MM | 3 | PZ | | | | | | | | | | | | | | | | | | | | | | | | | | | | | | | | | | | | | | | | | | | | | | | |
| VM2172A0 | PUMP-WITH-CI RCUIT LOCKING PIN | 9 | PZ | | | | | | | | | | | | | | | | | | | | | | | | | | | | | | | | | | | | | | | | | | | | | | | |
| KVL1184A | 2 ROTOR ARMS PLUS EU CLEANING SYSTEM KIT | <table border="1"> <thead> <tr> <th>Code</th> <th>Description</th> <th>Qty</th> <th>UOM</th> </tr> </thead> <tbody> <tr> <td>0H2143A0</td> <td>LAMIERA BLOCCA VNR VL1128</td> <td>2</td> <td>PZ</td> </tr> <tr> <td>0H2168A0</td> <td></td> <td>1</td> <td>PZ</td> </tr> <tr> <td>0H2354A0</td> <td>XEVC-XEVL WASHING CIRCUIT PLAT</td> <td>1</td> <td>PZ</td> </tr> <tr> <td>EL1220A0</td> <td>JG STRAIGHT CONNECTION Ø8F-Ø8F</td> <td>3</td> <td>PZ</td> </tr> <tr> <td>EL1440A0</td> <td>WATER SELF CLEANING VALVE</td> <td>4</td> <td>PZ</td> </tr> <tr> <td>GN1526A0</td> <td>INT. D.=6.9 TH=1.8 O-RIN</td> <td>9</td> <td>PZ</td> </tr> <tr> <td>RC1018A0</td> <td>ZINC PLATED D12 ELASTIC CLAMP</td> <td>2</td> <td>PZ</td> </tr> <tr> <td>RC1019A0</td> <td>D=10 ELASTIC CLAMP</td> <td>21</td> <td>PZ</td> </tr> <tr> <td>RC1130A0</td> <td>130X2,6 CLAM</td> <td>7</td> <td>PZ</td> </tr> <tr> <td>RC1131A0</td> <td>200X2.6 BLACK CLAMP</td> <td>3</td> <td>PZ</td> </tr> <tr> <td>RC1242A0</td> <td>D=10 CLOSED CAP</td> <td>2</td> <td>PZ</td> </tr> </tbody> </table> | Code | Description | Qty | UOM | 0H2143A0 | LAMIERA BLOCCA VNR VL1128 | 2 | PZ | 0H2168A0 | | 1 | PZ | 0H2354A0 | XEVC-XEVL WASHING CIRCUIT PLAT | 1 | PZ | EL1220A0 | JG STRAIGHT CONNECTION Ø8F-Ø8F | 3 | PZ | EL1440A0 | WATER SELF CLEANING VALVE | 4 | PZ | GN1526A0 | INT. D.=6.9 TH=1.8 O-RIN | 9 | PZ | RC1018A0 | ZINC PLATED D12 ELASTIC CLAMP | 2 | PZ | RC1019A0 | D=10 ELASTIC CLAMP | 21 | PZ | RC1130A0 | 130X2,6 CLAM | 7 | PZ | RC1131A0 | 200X2.6 BLACK CLAMP | 3 | PZ | RC1242A0 | D=10 CLOSED CAP | 2 | PZ |
| Code | Description | Qty | UOM | | | | | | | | | | | | | | | | | | | | | | | | | | | | | | | | | | | | | | | | | | | | | | | |
| 0H2143A0 | LAMIERA BLOCCA VNR VL1128 | 2 | PZ | | | | | | | | | | | | | | | | | | | | | | | | | | | | | | | | | | | | | | | | | | | | | | | |
| 0H2168A0 | | 1 | PZ | | | | | | | | | | | | | | | | | | | | | | | | | | | | | | | | | | | | | | | | | | | | | | | |
| 0H2354A0 | XEVC-XEVL WASHING CIRCUIT PLAT | 1 | PZ | | | | | | | | | | | | | | | | | | | | | | | | | | | | | | | | | | | | | | | | | | | | | | | |
| EL1220A0 | JG STRAIGHT CONNECTION Ø8F-Ø8F | 3 | PZ | | | | | | | | | | | | | | | | | | | | | | | | | | | | | | | | | | | | | | | | | | | | | | | |
| EL1440A0 | WATER SELF CLEANING VALVE | 4 | PZ | | | | | | | | | | | | | | | | | | | | | | | | | | | | | | | | | | | | | | | | | | | | | | | |
| GN1526A0 | INT. D.=6.9 TH=1.8 O-RIN | 9 | PZ | | | | | | | | | | | | | | | | | | | | | | | | | | | | | | | | | | | | | | | | | | | | | | | |
| RC1018A0 | ZINC PLATED D12 ELASTIC CLAMP | 2 | PZ | | | | | | | | | | | | | | | | | | | | | | | | | | | | | | | | | | | | | | | | | | | | | | | |
| RC1019A0 | D=10 ELASTIC CLAMP | 21 | PZ | | | | | | | | | | | | | | | | | | | | | | | | | | | | | | | | | | | | | | | | | | | | | | | |
| RC1130A0 | 130X2,6 CLAM | 7 | PZ | | | | | | | | | | | | | | | | | | | | | | | | | | | | | | | | | | | | | | | | | | | | | | | |
| RC1131A0 | 200X2.6 BLACK CLAMP | 3 | PZ | | | | | | | | | | | | | | | | | | | | | | | | | | | | | | | | | | | | | | | | | | | | | | | |
| RC1242A0 | D=10 CLOSED CAP | 2 | PZ | | | | | | | | | | | | | | | | | | | | | | | | | | | | | | | | | | | | | | | | | | | | | | | |

| COMPONENT | | | SPARE PART | | | | | | | | | | | | | | | | | | | | | | | | | | | | | | | | | | | | | | | | | | | | | | | | | | | | | | | | | | | | | | | | | | | | | | | | | | |
|-----------|--|---|------------|--|--|------|-------------|-----|-----|----------|--|---|----|----------|--|-------|---|----------|--|-------|---|----------|-------------------|---|----|----------|---|---|----|----------|---|---|----|----------|-------------------------------------|---|----|----------|--|---|----|----------|--|---|----|----------|--|---|----|----------|--------------------------|---|----|----------|--------------------------|---|----|----------|--------------------------------|---|----|----------|--------------------------------|---|----|----------|----------------------|---|----|----------|---------------------------------|---|----|----------|---------------------------------------|---|----|
| Code | Description | Image | Code | Description | Components list | | | | | | | | | | | | | | | | | | | | | | | | | | | | | | | | | | | | | | | | | | | | | | | | | | | | | | | | | | | | | | | | | | | | | | | | |
| EL1440A | WATER SELF CLEANING VALVE |  | KVL1184A | 2 ROTOR ARMS PLUS EU CLEANING SYSTEM KIT | <table border="1"> <thead> <tr> <th>Code</th> <th>Description</th> <th>Qty</th> <th>UOM</th> </tr> </thead> <tbody> <tr> <td>RC1356A0</td> <td>"STRAIGHT THREADED FEMALE END 8X1/4" BS</td> <td>1</td> <td>PZ</td> </tr> <tr> <td>TB2820A0</td> <td>6X10 EPDM PIPE FOR WASHING SYSTEM</td> <td>2.400</td> <td>M</td> </tr> <tr> <td>TB3132A0</td> <td>WHITE-BLUE EPDM TEXTILE BRAID HOSE 6X12</td> <td>1.220</td> <td>M</td> </tr> <tr> <td>VL1019A0</td> <td>VIBRATION PUMP</td> <td>1</td> <td>PZ</td> </tr> <tr> <td>VL1046A1</td> <td>D6 PIPE HOLDER - D6 J.G. TERMINAL</td> <td>3</td> <td>PZ</td> </tr> <tr> <td>VL1047A1</td> <td>D6 PIPE HOLDER - D8 J.G. TERMINAL</td> <td>1</td> <td>PZ</td> </tr> <tr> <td>VL1065A1</td> <td>1/4 MALE N.O. PRESSURE SWITCH</td> <td>1</td> <td>PZ</td> </tr> <tr> <td>VL1067A0</td> <td>WASHING SYSTEM INLETS DISTRIBUTOR</td> <td>1</td> <td>PZ</td> </tr> <tr> <td>VL1092A0</td> <td>WASHING SYSTEM OUTLET DOUBLE DISTRIBUTOR</td> <td>1</td> <td>PZ</td> </tr> <tr> <td>VL1102A1</td> <td>DETERGENT LINE FILTER + BARBED VNR 6 MM</td> <td>1</td> <td>PZ</td> </tr> <tr> <td>VL1128A0</td> <td>D6 BARBED CHECK VALVE</td> <td>2</td> <td>PZ</td> </tr> <tr> <td>VL1128A1</td> <td>D6 BARBED CHECK VALVE</td> <td>2</td> <td>PZ</td> </tr> <tr> <td>VL1141A1</td> <td>STRAIGHT CONNECT BB6-BB6</td> <td>1</td> <td>PZ</td> </tr> <tr> <td>VL1165A0</td> <td>BB6-AR6 STRAIGHT FITTING</td> <td>4</td> <td>PZ</td> </tr> <tr> <td>VL1166A0</td> <td>BB6-AR6 L FITTING</td> <td>4</td> <td>PZ</td> </tr> <tr> <td>VL1174C0</td> <td>D1.2 MM CALIBRATED NOZZLE</td> <td>1</td> <td>PZ</td> </tr> <tr> <td>VL1186A0</td> <td>3 WAYS PLUS WASHING DISTRIBUTOR</td> <td>1</td> <td>PZ</td> </tr> </tbody> </table> | Code | Description | Qty | UOM | RC1356A0 | "STRAIGHT THREADED FEMALE END 8X1/4" BS | 1 | PZ | TB2820A0 | 6X10 EPDM PIPE FOR WASHING SYSTEM | 2.400 | M | TB3132A0 | WHITE-BLUE EPDM TEXTILE BRAID HOSE 6X12 | 1.220 | M | VL1019A0 | VIBRATION PUMP | 1 | PZ | VL1046A1 | D6 PIPE HOLDER - D6 J.G. TERMINAL | 3 | PZ | VL1047A1 | D6 PIPE HOLDER - D8 J.G. TERMINAL | 1 | PZ | VL1065A1 | 1/4 MALE N.O. PRESSURE SWITCH | 1 | PZ | VL1067A0 | WASHING SYSTEM INLETS DISTRIBUTOR | 1 | PZ | VL1092A0 | WASHING SYSTEM OUTLET DOUBLE DISTRIBUTOR | 1 | PZ | VL1102A1 | DETERGENT LINE FILTER + BARBED VNR 6 MM | 1 | PZ | VL1128A0 | D6 BARBED CHECK VALVE | 2 | PZ | VL1128A1 | D6 BARBED CHECK VALVE | 2 | PZ | VL1141A1 | STRAIGHT CONNECT BB6-BB6 | 1 | PZ | VL1165A0 | BB6-AR6 STRAIGHT FITTING | 4 | PZ | VL1166A0 | BB6-AR6 L FITTING | 4 | PZ | VL1174C0 | D1.2 MM CALIBRATED NOZZLE | 1 | PZ | VL1186A0 | 3 WAYS PLUS WASHING DISTRIBUTOR | 1 | PZ |
| Code | Description | Qty | UOM | | | | | | | | | | | | | | | | | | | | | | | | | | | | | | | | | | | | | | | | | | | | | | | | | | | | | | | | | | | | | | | | | | | | | | | | | | |
| RC1356A0 | "STRAIGHT THREADED FEMALE END 8X1/4" BS | 1 | PZ | | | | | | | | | | | | | | | | | | | | | | | | | | | | | | | | | | | | | | | | | | | | | | | | | | | | | | | | | | | | | | | | | | | | | | | | | | |
| TB2820A0 | 6X10 EPDM PIPE FOR WASHING SYSTEM | 2.400 | M | | | | | | | | | | | | | | | | | | | | | | | | | | | | | | | | | | | | | | | | | | | | | | | | | | | | | | | | | | | | | | | | | | | | | | | | | | |
| TB3132A0 | WHITE-BLUE EPDM TEXTILE BRAID HOSE 6X12 | 1.220 | M | | | | | | | | | | | | | | | | | | | | | | | | | | | | | | | | | | | | | | | | | | | | | | | | | | | | | | | | | | | | | | | | | | | | | | | | | | |
| VL1019A0 | VIBRATION PUMP | 1 | PZ | | | | | | | | | | | | | | | | | | | | | | | | | | | | | | | | | | | | | | | | | | | | | | | | | | | | | | | | | | | | | | | | | | | | | | | | | | |
| VL1046A1 | D6 PIPE HOLDER - D6 J.G. TERMINAL | 3 | PZ | | | | | | | | | | | | | | | | | | | | | | | | | | | | | | | | | | | | | | | | | | | | | | | | | | | | | | | | | | | | | | | | | | | | | | | | | | |
| VL1047A1 | D6 PIPE HOLDER - D8 J.G. TERMINAL | 1 | PZ | | | | | | | | | | | | | | | | | | | | | | | | | | | | | | | | | | | | | | | | | | | | | | | | | | | | | | | | | | | | | | | | | | | | | | | | | | |
| VL1065A1 | 1/4 MALE N.O. PRESSURE SWITCH | 1 | PZ | | | | | | | | | | | | | | | | | | | | | | | | | | | | | | | | | | | | | | | | | | | | | | | | | | | | | | | | | | | | | | | | | | | | | | | | | | |
| VL1067A0 | WASHING SYSTEM INLETS DISTRIBUTOR | 1 | PZ | | | | | | | | | | | | | | | | | | | | | | | | | | | | | | | | | | | | | | | | | | | | | | | | | | | | | | | | | | | | | | | | | | | | | | | | | | |
| VL1092A0 | WASHING SYSTEM OUTLET DOUBLE DISTRIBUTOR | 1 | PZ | | | | | | | | | | | | | | | | | | | | | | | | | | | | | | | | | | | | | | | | | | | | | | | | | | | | | | | | | | | | | | | | | | | | | | | | | | |
| VL1102A1 | DETERGENT LINE FILTER + BARBED VNR 6 MM | 1 | PZ | | | | | | | | | | | | | | | | | | | | | | | | | | | | | | | | | | | | | | | | | | | | | | | | | | | | | | | | | | | | | | | | | | | | | | | | | | |
| VL1128A0 | D6 BARBED CHECK VALVE | 2 | PZ | | | | | | | | | | | | | | | | | | | | | | | | | | | | | | | | | | | | | | | | | | | | | | | | | | | | | | | | | | | | | | | | | | | | | | | | | | |
| VL1128A1 | D6 BARBED CHECK VALVE | 2 | PZ | | | | | | | | | | | | | | | | | | | | | | | | | | | | | | | | | | | | | | | | | | | | | | | | | | | | | | | | | | | | | | | | | | | | | | | | | | |
| VL1141A1 | STRAIGHT CONNECT BB6-BB6 | 1 | PZ | | | | | | | | | | | | | | | | | | | | | | | | | | | | | | | | | | | | | | | | | | | | | | | | | | | | | | | | | | | | | | | | | | | | | | | | | | |
| VL1165A0 | BB6-AR6 STRAIGHT FITTING | 4 | PZ | | | | | | | | | | | | | | | | | | | | | | | | | | | | | | | | | | | | | | | | | | | | | | | | | | | | | | | | | | | | | | | | | | | | | | | | | | |
| VL1166A0 | BB6-AR6 L FITTING | 4 | PZ | | | | | | | | | | | | | | | | | | | | | | | | | | | | | | | | | | | | | | | | | | | | | | | | | | | | | | | | | | | | | | | | | | | | | | | | | | |
| VL1174C0 | D1.2 MM CALIBRATED NOZZLE | 1 | PZ | | | | | | | | | | | | | | | | | | | | | | | | | | | | | | | | | | | | | | | | | | | | | | | | | | | | | | | | | | | | | | | | | | | | | | | | | | |
| VL1186A0 | 3 WAYS PLUS WASHING DISTRIBUTOR | 1 | PZ | | | | | | | | | | | | | | | | | | | | | | | | | | | | | | | | | | | | | | | | | | | | | | | | | | | | | | | | | | | | | | | | | | | | | | | | | | |


| COMPONENT | | | SPARE PART | | | | | | | | | | | | | | | | | | | | | | | | | | | | | | | | | | | | | | | | | | | | | | | | | | | | | | | | | | | | | | | | | | | |
|-----------|---|---|------------|--|--|------|-------------|---------------------------------|-----|----------|---|---|----|----------|--|--------------------------------------|----|----------|--------------------------------------|---------------------------------|----|----|----------|-----------------------------|---|----|----------|-------------------------------------|---|----|----------|-----------------------|----|----|----------|--------------|---|----|----------|------------------------|---|----|----------|--------------------|---|----|----------|--|---|----|----------|--|-------|---|----------|--|-------|---|----------|--------------------------------------|---|----|----------|-------------------|---|----|----------|---|---|----|
| Code | Description | Image | Code | Description | Components list | | | | | | | | | | | | | | | | | | | | | | | | | | | | | | | | | | | | | | | | | | | | | | | | | | | | | | | | | | | | | | | | | |
| EL1440A | WATER SELF CLEANING VALVE |  | KVL1184A | 2 ROTOR ARMS PLUS EU CLEANING SYSTEM KIT | <table border="1"> <thead> <tr> <th>Code</th> <th>Description</th> <th>Qty</th> <th>UOM</th> </tr> </thead> <tbody> <tr> <td>VL1190A0</td> <td>PLUS WASHING SYSTEM INLET DISTRIBUTOR</td> <td>1</td> <td>PZ</td> </tr> <tr> <td>VM1605A0</td> <td>CLIP TWIST LOCK DIAM. 10,2-12,7 MM</td> <td>4</td> <td>PZ</td> </tr> <tr> <td>VM2172A0</td> <td>PUMP-WITH-CI RCUIT LOCKING PIN</td> <td>9</td> <td>PZ</td> </tr> </tbody> </table> | Code | Description | Qty | UOM | VL1190A0 | PLUS WASHING SYSTEM INLET DISTRIBUTOR | 1 | PZ | VM1605A0 | CLIP TWIST LOCK DIAM. 10,2-12,7 MM | 4 | PZ | VM2172A0 | PUMP-WITH-CI RCUIT LOCKING PIN | 9 | PZ | | | | | | | | | | | | | | | | | | | | | | | | | | | | | | | | | | | | | | | | | | | | | | | | | |
| | | | Code | Description | Qty | UOM | | | | | | | | | | | | | | | | | | | | | | | | | | | | | | | | | | | | | | | | | | | | | | | | | | | | | | | | | | | | | | | | |
| VL1190A0 | PLUS WASHING SYSTEM INLET DISTRIBUTOR | 1 | PZ | | | | | | | | | | | | | | | | | | | | | | | | | | | | | | | | | | | | | | | | | | | | | | | | | | | | | | | | | | | | | | | | | | | |
| VM1605A0 | CLIP TWIST LOCK DIAM. 10,2-12,7 MM | 4 | PZ | | | | | | | | | | | | | | | | | | | | | | | | | | | | | | | | | | | | | | | | | | | | | | | | | | | | | | | | | | | | | | | | | | | |
| VM2172A0 | PUMP-WITH-CI RCUIT LOCKING PIN | 9 | PZ | | | | | | | | | | | | | | | | | | | | | | | | | | | | | | | | | | | | | | | | | | | | | | | | | | | | | | | | | | | | | | | | | | | |
| KVL1183A | 1 ROTOR ARM PLUS CLEANING SYSTEM KIT | <table border="1"> <thead> <tr> <th>Code</th> <th>Description</th> <th>Qty</th> <th>UOM</th> </tr> </thead> <tbody> <tr> <td>0H2143A0</td> <td>LAMIERA BLOCCA VNR VL1128</td> <td>2</td> <td>PZ</td> </tr> <tr> <td>0H2168A1</td> <td></td> <td>1</td> <td>PZ</td> </tr> <tr> <td>0H2354A0</td> <td>XEVC-XEVL WASHING CIRCUIT PLAT</td> <td>1</td> <td>PZ</td> </tr> <tr> <td>EL1440A0</td> <td>WATER SELF CLEANING VALVE</td> <td>3</td> <td>PZ</td> </tr> <tr> <td>GN1526A0</td> <td>INT. D.=6.9 TH=1.8 O-RIN</td> <td>7</td> <td>PZ</td> </tr> <tr> <td>RC1018A0</td> <td>ZINC PLATED D12 ELASTIC CLAMP</td> <td>2</td> <td>PZ</td> </tr> <tr> <td>RC1019A0</td> <td>D=10 ELASTIC CLAMP</td> <td>14</td> <td>PZ</td> </tr> <tr> <td>RC1130A0</td> <td>130X2,6 CLAM</td> <td>5</td> <td>PZ</td> </tr> <tr> <td>RC1131A0</td> <td>200X2.6 BLACK CLAMP</td> <td>2</td> <td>PZ</td> </tr> <tr> <td>RC1242A0</td> <td>D=10 CLOSED CAP</td> <td>2</td> <td>PZ</td> </tr> <tr> <td>RC1356A0</td> <td>"STRAIGHT THREADED FEMALE END 8X1/4" BS</td> <td>1</td> <td>PZ</td> </tr> <tr> <td>TB2820A0</td> <td>6X10 EPDM PIPE FOR WASHING SYSTEM</td> <td>1.410</td> <td>M</td> </tr> <tr> <td>TB3132A0</td> <td>WHITE-BLUE EPDM TEXTILE BRAID HOSE 6X12</td> <td>0.770</td> <td>M</td> </tr> <tr> <td>VI1220A1</td> <td>4,2X12 TCB SELF-TAPPIN G SCREW</td> <td>3</td> <td>PZ</td> </tr> <tr> <td>VL1019A0</td> <td>VIBRATION PUMP</td> <td>1</td> <td>PZ</td> </tr> <tr> <td>VL1047A1</td> <td>D6 PIPE HOLDER - D8 J.G. TERMINAL</td> <td>1</td> <td>PZ</td> </tr> </tbody> </table> | Code | Description | Qty | UOM | 0H2143A0 | LAMIERA BLOCCA VNR VL1128 | 2 | PZ | 0H2168A1 | | 1 | PZ | 0H2354A0 | XEVC-XEVL WASHING CIRCUIT PLAT | 1 | PZ | EL1440A0 | WATER SELF CLEANING VALVE | 3 | PZ | GN1526A0 | INT. D.=6.9 TH=1.8 O-RIN | 7 | PZ | RC1018A0 | ZINC PLATED D12 ELASTIC CLAMP | 2 | PZ | RC1019A0 | D=10 ELASTIC CLAMP | 14 | PZ | RC1130A0 | 130X2,6 CLAM | 5 | PZ | RC1131A0 | 200X2.6 BLACK CLAMP | 2 | PZ | RC1242A0 | D=10 CLOSED CAP | 2 | PZ | RC1356A0 | "STRAIGHT THREADED FEMALE END 8X1/4" BS | 1 | PZ | TB2820A0 | 6X10 EPDM PIPE FOR WASHING SYSTEM | 1.410 | M | TB3132A0 | WHITE-BLUE EPDM TEXTILE BRAID HOSE 6X12 | 0.770 | M | VI1220A1 | 4,2X12 TCB SELF-TAPPIN G SCREW | 3 | PZ | VL1019A0 | VIBRATION PUMP | 1 | PZ | VL1047A1 | D6 PIPE HOLDER - D8 J.G. TERMINAL | 1 | PZ |
| Code | Description | Qty | UOM | | | | | | | | | | | | | | | | | | | | | | | | | | | | | | | | | | | | | | | | | | | | | | | | | | | | | | | | | | | | | | | | | | | |
| 0H2143A0 | LAMIERA BLOCCA VNR VL1128 | 2 | PZ | | | | | | | | | | | | | | | | | | | | | | | | | | | | | | | | | | | | | | | | | | | | | | | | | | | | | | | | | | | | | | | | | | | |
| 0H2168A1 | | 1 | PZ | | | | | | | | | | | | | | | | | | | | | | | | | | | | | | | | | | | | | | | | | | | | | | | | | | | | | | | | | | | | | | | | | | | |
| 0H2354A0 | XEVC-XEVL WASHING CIRCUIT PLAT | 1 | PZ | | | | | | | | | | | | | | | | | | | | | | | | | | | | | | | | | | | | | | | | | | | | | | | | | | | | | | | | | | | | | | | | | | | |
| EL1440A0 | WATER SELF CLEANING VALVE | 3 | PZ | | | | | | | | | | | | | | | | | | | | | | | | | | | | | | | | | | | | | | | | | | | | | | | | | | | | | | | | | | | | | | | | | | | |
| GN1526A0 | INT. D.=6.9 TH=1.8 O-RIN | 7 | PZ | | | | | | | | | | | | | | | | | | | | | | | | | | | | | | | | | | | | | | | | | | | | | | | | | | | | | | | | | | | | | | | | | | | |
| RC1018A0 | ZINC PLATED D12 ELASTIC CLAMP | 2 | PZ | | | | | | | | | | | | | | | | | | | | | | | | | | | | | | | | | | | | | | | | | | | | | | | | | | | | | | | | | | | | | | | | | | | |
| RC1019A0 | D=10 ELASTIC CLAMP | 14 | PZ | | | | | | | | | | | | | | | | | | | | | | | | | | | | | | | | | | | | | | | | | | | | | | | | | | | | | | | | | | | | | | | | | | | |
| RC1130A0 | 130X2,6 CLAM | 5 | PZ | | | | | | | | | | | | | | | | | | | | | | | | | | | | | | | | | | | | | | | | | | | | | | | | | | | | | | | | | | | | | | | | | | | |
| RC1131A0 | 200X2.6 BLACK CLAMP | 2 | PZ | | | | | | | | | | | | | | | | | | | | | | | | | | | | | | | | | | | | | | | | | | | | | | | | | | | | | | | | | | | | | | | | | | | |
| RC1242A0 | D=10 CLOSED CAP | 2 | PZ | | | | | | | | | | | | | | | | | | | | | | | | | | | | | | | | | | | | | | | | | | | | | | | | | | | | | | | | | | | | | | | | | | | |
| RC1356A0 | "STRAIGHT THREADED FEMALE END 8X1/4" BS | 1 | PZ | | | | | | | | | | | | | | | | | | | | | | | | | | | | | | | | | | | | | | | | | | | | | | | | | | | | | | | | | | | | | | | | | | | |
| TB2820A0 | 6X10 EPDM PIPE FOR WASHING SYSTEM | 1.410 | M | | | | | | | | | | | | | | | | | | | | | | | | | | | | | | | | | | | | | | | | | | | | | | | | | | | | | | | | | | | | | | | | | | | |
| TB3132A0 | WHITE-BLUE EPDM TEXTILE BRAID HOSE 6X12 | 0.770 | M | | | | | | | | | | | | | | | | | | | | | | | | | | | | | | | | | | | | | | | | | | | | | | | | | | | | | | | | | | | | | | | | | | | |
| VI1220A1 | 4,2X12 TCB SELF-TAPPIN G SCREW | 3 | PZ | | | | | | | | | | | | | | | | | | | | | | | | | | | | | | | | | | | | | | | | | | | | | | | | | | | | | | | | | | | | | | | | | | | |
| VL1019A0 | VIBRATION PUMP | 1 | PZ | | | | | | | | | | | | | | | | | | | | | | | | | | | | | | | | | | | | | | | | | | | | | | | | | | | | | | | | | | | | | | | | | | | |
| VL1047A1 | D6 PIPE HOLDER - D8 J.G. TERMINAL | 1 | PZ | | | | | | | | | | | | | | | | | | | | | | | | | | | | | | | | | | | | | | | | | | | | | | | | | | | | | | | | | | | | | | | | | | | |

| COMPONENT | | | SPARE PART | | | | | | | | | | | | | | | | | | | | | | | | | | | | | | | | | | | | | | | | | | | | | | | | | | |
|-----------|---|---|------------|--------------------------------------|---|------|-------------|---------------------------|-----|----------|-------------------------------|--------------------------------------|----|----------|---|---------------------------|----|----------|-----------------------|--------------------------|----|----------|-----------------------|-------------------------------|----|----------|--------------------------|--------------------|----|----------|-------------------|--------------|----|----------|---------------------------|---|----|----------|---------------------------------|---|----|----------|---------------------------------------|---|----|----------|------------------------------------|---|----|----------|--------------------------------|---|----|
| Code | Description | Image | Code | Description | Components list | | | | | | | | | | | | | | | | | | | | | | | | | | | | | | | | | | | | | | | | | | | | | | | | |
| EL1440A | WATER SELF CLEANING VALVE |  | KVL1183A | 1 ROTOR ARM PLUS CLEANING SYSTEM KIT | <table border="1"> <thead> <tr> <th>Code</th> <th>Description</th> <th>Qty</th> <th>UOM</th> </tr> </thead> <tbody> <tr> <td>VL1065A1</td> <td>1/4 MALE N.O. PRESSURE SWITCH</td> <td>1</td> <td>PZ</td> </tr> <tr> <td>VL1102A1</td> <td>DETERGENT LINE FILTER + BARBED VNR 6 MM</td> <td>1</td> <td>PZ</td> </tr> <tr> <td>VL1128A0</td> <td>D6 BARBED CHECK VALVE</td> <td>2</td> <td>PZ</td> </tr> <tr> <td>VL1128A1</td> <td>D6 BARBED CHECK VALVE</td> <td>2</td> <td>PZ</td> </tr> <tr> <td>VL1165A0</td> <td>BB6-AR6 STRAIGHT FITTING</td> <td>1</td> <td>PZ</td> </tr> <tr> <td>VL1166A0</td> <td>BB6-AR6 L FITTING</td> <td>3</td> <td>PZ</td> </tr> <tr> <td>VL1174C0</td> <td>D1.2 MM CALIBRATED NOZZLE</td> <td>1</td> <td>PZ</td> </tr> <tr> <td>VL1185A0</td> <td>2 WAYS PLUS WASHING DISTRIBUTOR</td> <td>1</td> <td>PZ</td> </tr> <tr> <td>VL1190A0</td> <td>PLUS WASHING SYSTEM INLET DISTRIBUTOR</td> <td>1</td> <td>PZ</td> </tr> <tr> <td>VM1605A0</td> <td>CLIP TWIST LOCK DIAM. 10.2-12.7 MM</td> <td>3</td> <td>PZ</td> </tr> <tr> <td>VM2172A0</td> <td>PUMP-WITH-CI RCUIT LOCKING PIN</td> <td>7</td> <td>PZ</td> </tr> </tbody> </table> | Code | Description | Qty | UOM | VL1065A1 | 1/4 MALE N.O. PRESSURE SWITCH | 1 | PZ | VL1102A1 | DETERGENT LINE FILTER + BARBED VNR 6 MM | 1 | PZ | VL1128A0 | D6 BARBED CHECK VALVE | 2 | PZ | VL1128A1 | D6 BARBED CHECK VALVE | 2 | PZ | VL1165A0 | BB6-AR6 STRAIGHT FITTING | 1 | PZ | VL1166A0 | BB6-AR6 L FITTING | 3 | PZ | VL1174C0 | D1.2 MM CALIBRATED NOZZLE | 1 | PZ | VL1185A0 | 2 WAYS PLUS WASHING DISTRIBUTOR | 1 | PZ | VL1190A0 | PLUS WASHING SYSTEM INLET DISTRIBUTOR | 1 | PZ | VM1605A0 | CLIP TWIST LOCK DIAM. 10.2-12.7 MM | 3 | PZ | VM2172A0 | PUMP-WITH-CI RCUIT LOCKING PIN | 7 | PZ |
| | | | Code | Description | Qty | UOM | | | | | | | | | | | | | | | | | | | | | | | | | | | | | | | | | | | | | | | | | | | | | | | |
| VL1065A1 | 1/4 MALE N.O. PRESSURE SWITCH | 1 | PZ | | | | | | | | | | | | | | | | | | | | | | | | | | | | | | | | | | | | | | | | | | | | | | | | | | |
| VL1102A1 | DETERGENT LINE FILTER + BARBED VNR 6 MM | 1 | PZ | | | | | | | | | | | | | | | | | | | | | | | | | | | | | | | | | | | | | | | | | | | | | | | | | | |
| VL1128A0 | D6 BARBED CHECK VALVE | 2 | PZ | | | | | | | | | | | | | | | | | | | | | | | | | | | | | | | | | | | | | | | | | | | | | | | | | | |
| VL1128A1 | D6 BARBED CHECK VALVE | 2 | PZ | | | | | | | | | | | | | | | | | | | | | | | | | | | | | | | | | | | | | | | | | | | | | | | | | | |
| VL1165A0 | BB6-AR6 STRAIGHT FITTING | 1 | PZ | | | | | | | | | | | | | | | | | | | | | | | | | | | | | | | | | | | | | | | | | | | | | | | | | | |
| VL1166A0 | BB6-AR6 L FITTING | 3 | PZ | | | | | | | | | | | | | | | | | | | | | | | | | | | | | | | | | | | | | | | | | | | | | | | | | | |
| VL1174C0 | D1.2 MM CALIBRATED NOZZLE | 1 | PZ | | | | | | | | | | | | | | | | | | | | | | | | | | | | | | | | | | | | | | | | | | | | | | | | | | |
| VL1185A0 | 2 WAYS PLUS WASHING DISTRIBUTOR | 1 | PZ | | | | | | | | | | | | | | | | | | | | | | | | | | | | | | | | | | | | | | | | | | | | | | | | | | |
| VL1190A0 | PLUS WASHING SYSTEM INLET DISTRIBUTOR | 1 | PZ | | | | | | | | | | | | | | | | | | | | | | | | | | | | | | | | | | | | | | | | | | | | | | | | | | |
| VM1605A0 | CLIP TWIST LOCK DIAM. 10.2-12.7 MM | 3 | PZ | | | | | | | | | | | | | | | | | | | | | | | | | | | | | | | | | | | | | | | | | | | | | | | | | | |
| VM2172A0 | PUMP-WITH-CI RCUIT LOCKING PIN | 7 | PZ | | | | | | | | | | | | | | | | | | | | | | | | | | | | | | | | | | | | | | | | | | | | | | | | | | |
| KVL1182A | ONE CLEANING SYSTEM KIT (0311 EXC.) | <table border="1"> <thead> <tr> <th>Code</th> <th>Description</th> <th>Qty</th> <th>UOM</th> </tr> </thead> <tbody> <tr> <td>0H2143A0</td> <td>LAMIERA BLOCCA VNR VL1128</td> <td>2</td> <td>PZ</td> </tr> <tr> <td>0H2202A1</td> <td>ONE WASHING WITH STEAM VALVE SUPPORT</td> <td>1</td> <td>PZ</td> </tr> <tr> <td>EL1440A0</td> <td>WATER SELF CLEANING VALVE</td> <td>1</td> <td>PZ</td> </tr> <tr> <td>GN1526A0</td> <td>INT. D.=6.9 TH=1.8 O-RIN</td> <td>3</td> <td>PZ</td> </tr> <tr> <td>RC1018A0</td> <td>ZINC PLATED D12 ELASTIC CLAMP</td> <td>1</td> <td>PZ</td> </tr> <tr> <td>RC1019A0</td> <td>D=10 ELASTIC CLAMP</td> <td>14</td> <td>PZ</td> </tr> <tr> <td>RC1130A0</td> <td>130X2,6 CLAM</td> <td>2</td> <td>PZ</td> </tr> </tbody> </table> | Code | Description | Qty | UOM | 0H2143A0 | LAMIERA BLOCCA VNR VL1128 | 2 | PZ | 0H2202A1 | ONE WASHING WITH STEAM VALVE SUPPORT | 1 | PZ | EL1440A0 | WATER SELF CLEANING VALVE | 1 | PZ | GN1526A0 | INT. D.=6.9 TH=1.8 O-RIN | 3 | PZ | RC1018A0 | ZINC PLATED D12 ELASTIC CLAMP | 1 | PZ | RC1019A0 | D=10 ELASTIC CLAMP | 14 | PZ | RC1130A0 | 130X2,6 CLAM | 2 | PZ | | | | | | | | | | | | | | | | | | | |
| Code | Description | Qty | UOM | | | | | | | | | | | | | | | | | | | | | | | | | | | | | | | | | | | | | | | | | | | | | | | | | | |
| 0H2143A0 | LAMIERA BLOCCA VNR VL1128 | 2 | PZ | | | | | | | | | | | | | | | | | | | | | | | | | | | | | | | | | | | | | | | | | | | | | | | | | | |
| 0H2202A1 | ONE WASHING WITH STEAM VALVE SUPPORT | 1 | PZ | | | | | | | | | | | | | | | | | | | | | | | | | | | | | | | | | | | | | | | | | | | | | | | | | | |
| EL1440A0 | WATER SELF CLEANING VALVE | 1 | PZ | | | | | | | | | | | | | | | | | | | | | | | | | | | | | | | | | | | | | | | | | | | | | | | | | | |
| GN1526A0 | INT. D.=6.9 TH=1.8 O-RIN | 3 | PZ | | | | | | | | | | | | | | | | | | | | | | | | | | | | | | | | | | | | | | | | | | | | | | | | | | |
| RC1018A0 | ZINC PLATED D12 ELASTIC CLAMP | 1 | PZ | | | | | | | | | | | | | | | | | | | | | | | | | | | | | | | | | | | | | | | | | | | | | | | | | | |
| RC1019A0 | D=10 ELASTIC CLAMP | 14 | PZ | | | | | | | | | | | | | | | | | | | | | | | | | | | | | | | | | | | | | | | | | | | | | | | | | | |
| RC1130A0 | 130X2,6 CLAM | 2 | PZ | | | | | | | | | | | | | | | | | | | | | | | | | | | | | | | | | | | | | | | | | | | | | | | | | | |

| COMPONENT | | | SPARE PART | | | | | | | | | | | | | | | | | | | | | | | | | | | | | | | | | | | | | | | | | | | | | | | | | | | | | | | | | | | | | | | | | | | | | | |
|-----------|---|---|------------|-------------------------------------|--|------|-------------|-----|-----|----------|-----------------|---|----|----------|-----------------------------------|-------|---|----------|---|-------|---|----------|--------------------------------|---|----|----------|----------------|---|----|----------|-----------------------------------|---|----|----------|-----------------------------------|---|----|----------|---|---|----|----------|-----------------------|---|----|----------|-----------------------|---|----|----------|--------------------------|---|----|----------|-------------------|---|----|----------|---------------------------|---|----|----------|-------------------------------------|---|----|----------|------------------------------------|---|----|----------|--------------------------------|---|----|
| Code | Description | Image | Code | Description | Components list | | | | | | | | | | | | | | | | | | | | | | | | | | | | | | | | | | | | | | | | | | | | | | | | | | | | | | | | | | | | | | | | | | | | |
| EL1440A | WATER SELF CLEANING VALVE |  | KVL1182A | ONE CLEANING SYSTEM KIT (0311 EXC.) | <table border="1"> <thead> <tr> <th>Code</th> <th>Description</th> <th>Qty</th> <th>UOM</th> </tr> </thead> <tbody> <tr> <td>RC1242A0</td> <td>D=10 CLOSED CAP</td> <td>2</td> <td>PZ</td> </tr> <tr> <td>TB2820A0</td> <td>6X10 EPDM PIPE FOR WASHING SYSTEM</td> <td>1.410</td> <td>M</td> </tr> <tr> <td>TB3132A0</td> <td>WHITE-BLUE EPDM TEXTILE BRAID HOSE 6X12</td> <td>0.670</td> <td>M</td> </tr> <tr> <td>V11220A1</td> <td>4,2X12 TCB SELF-TAPPIN G SCREW</td> <td>1</td> <td>PZ</td> </tr> <tr> <td>VL1019A0</td> <td>VIBRATION PUMP</td> <td>1</td> <td>PZ</td> </tr> <tr> <td>VL1047A1</td> <td>D6 PIPE HOLDER - D8 J.G. TERMINAL</td> <td>1</td> <td>PZ</td> </tr> <tr> <td>VL1054B0</td> <td>ONE WASHING SYS INLET DISTRIBUTOR</td> <td>1</td> <td>PZ</td> </tr> <tr> <td>VL1102A1</td> <td>DETERGENT LINE FILTER + BARBED VNR 6 MM</td> <td>1</td> <td>PZ</td> </tr> <tr> <td>VL1128A0</td> <td>D6 BARBED CHECK VALVE</td> <td>2</td> <td>PZ</td> </tr> <tr> <td>VL1128A1</td> <td>D6 BARBED CHECK VALVE</td> <td>2</td> <td>PZ</td> </tr> <tr> <td>VL1165A0</td> <td>BB6-AR6 STRAIGHT FITTING</td> <td>1</td> <td>PZ</td> </tr> <tr> <td>VL1166A0</td> <td>BB6-AR6 L FITTING</td> <td>1</td> <td>PZ</td> </tr> <tr> <td>VL1174C0</td> <td>D1.2 MM CALIBRATED NOZZLE</td> <td>1</td> <td>PZ</td> </tr> <tr> <td>VL1191A0</td> <td>ONE WASHING DISTRIBUTOR OUTLETS KIT</td> <td>1</td> <td>PZ</td> </tr> <tr> <td>VM1605A0</td> <td>CLIP TWIST LOCK DIAM. 10,2-12,7 MM</td> <td>3</td> <td>PZ</td> </tr> <tr> <td>VM2172A0</td> <td>PUMP-WITH-CI RCUIT LOCKING PIN</td> <td>2</td> <td>PZ</td> </tr> </tbody> </table> | Code | Description | Qty | UOM | RC1242A0 | D=10 CLOSED CAP | 2 | PZ | TB2820A0 | 6X10 EPDM PIPE FOR WASHING SYSTEM | 1.410 | M | TB3132A0 | WHITE-BLUE EPDM TEXTILE BRAID HOSE 6X12 | 0.670 | M | V11220A1 | 4,2X12 TCB SELF-TAPPIN G SCREW | 1 | PZ | VL1019A0 | VIBRATION PUMP | 1 | PZ | VL1047A1 | D6 PIPE HOLDER - D8 J.G. TERMINAL | 1 | PZ | VL1054B0 | ONE WASHING SYS INLET DISTRIBUTOR | 1 | PZ | VL1102A1 | DETERGENT LINE FILTER + BARBED VNR 6 MM | 1 | PZ | VL1128A0 | D6 BARBED CHECK VALVE | 2 | PZ | VL1128A1 | D6 BARBED CHECK VALVE | 2 | PZ | VL1165A0 | BB6-AR6 STRAIGHT FITTING | 1 | PZ | VL1166A0 | BB6-AR6 L FITTING | 1 | PZ | VL1174C0 | D1.2 MM CALIBRATED NOZZLE | 1 | PZ | VL1191A0 | ONE WASHING DISTRIBUTOR OUTLETS KIT | 1 | PZ | VM1605A0 | CLIP TWIST LOCK DIAM. 10,2-12,7 MM | 3 | PZ | VM2172A0 | PUMP-WITH-CI RCUIT LOCKING PIN | 2 | PZ |
| Code | Description | Qty | UOM | | | | | | | | | | | | | | | | | | | | | | | | | | | | | | | | | | | | | | | | | | | | | | | | | | | | | | | | | | | | | | | | | | | | | | |
| RC1242A0 | D=10 CLOSED CAP | 2 | PZ | | | | | | | | | | | | | | | | | | | | | | | | | | | | | | | | | | | | | | | | | | | | | | | | | | | | | | | | | | | | | | | | | | | | | | |
| TB2820A0 | 6X10 EPDM PIPE FOR WASHING SYSTEM | 1.410 | M | | | | | | | | | | | | | | | | | | | | | | | | | | | | | | | | | | | | | | | | | | | | | | | | | | | | | | | | | | | | | | | | | | | | | | |
| TB3132A0 | WHITE-BLUE EPDM TEXTILE BRAID HOSE 6X12 | 0.670 | M | | | | | | | | | | | | | | | | | | | | | | | | | | | | | | | | | | | | | | | | | | | | | | | | | | | | | | | | | | | | | | | | | | | | | | |
| V11220A1 | 4,2X12 TCB SELF-TAPPIN G SCREW | 1 | PZ | | | | | | | | | | | | | | | | | | | | | | | | | | | | | | | | | | | | | | | | | | | | | | | | | | | | | | | | | | | | | | | | | | | | | | |
| VL1019A0 | VIBRATION PUMP | 1 | PZ | | | | | | | | | | | | | | | | | | | | | | | | | | | | | | | | | | | | | | | | | | | | | | | | | | | | | | | | | | | | | | | | | | | | | | |
| VL1047A1 | D6 PIPE HOLDER - D8 J.G. TERMINAL | 1 | PZ | | | | | | | | | | | | | | | | | | | | | | | | | | | | | | | | | | | | | | | | | | | | | | | | | | | | | | | | | | | | | | | | | | | | | | |
| VL1054B0 | ONE WASHING SYS INLET DISTRIBUTOR | 1 | PZ | | | | | | | | | | | | | | | | | | | | | | | | | | | | | | | | | | | | | | | | | | | | | | | | | | | | | | | | | | | | | | | | | | | | | | |
| VL1102A1 | DETERGENT LINE FILTER + BARBED VNR 6 MM | 1 | PZ | | | | | | | | | | | | | | | | | | | | | | | | | | | | | | | | | | | | | | | | | | | | | | | | | | | | | | | | | | | | | | | | | | | | | | |
| VL1128A0 | D6 BARBED CHECK VALVE | 2 | PZ | | | | | | | | | | | | | | | | | | | | | | | | | | | | | | | | | | | | | | | | | | | | | | | | | | | | | | | | | | | | | | | | | | | | | | |
| VL1128A1 | D6 BARBED CHECK VALVE | 2 | PZ | | | | | | | | | | | | | | | | | | | | | | | | | | | | | | | | | | | | | | | | | | | | | | | | | | | | | | | | | | | | | | | | | | | | | | |
| VL1165A0 | BB6-AR6 STRAIGHT FITTING | 1 | PZ | | | | | | | | | | | | | | | | | | | | | | | | | | | | | | | | | | | | | | | | | | | | | | | | | | | | | | | | | | | | | | | | | | | | | | |
| VL1166A0 | BB6-AR6 L FITTING | 1 | PZ | | | | | | | | | | | | | | | | | | | | | | | | | | | | | | | | | | | | | | | | | | | | | | | | | | | | | | | | | | | | | | | | | | | | | | |
| VL1174C0 | D1.2 MM CALIBRATED NOZZLE | 1 | PZ | | | | | | | | | | | | | | | | | | | | | | | | | | | | | | | | | | | | | | | | | | | | | | | | | | | | | | | | | | | | | | | | | | | | | | |
| VL1191A0 | ONE WASHING DISTRIBUTOR OUTLETS KIT | 1 | PZ | | | | | | | | | | | | | | | | | | | | | | | | | | | | | | | | | | | | | | | | | | | | | | | | | | | | | | | | | | | | | | | | | | | | | | |
| VM1605A0 | CLIP TWIST LOCK DIAM. 10,2-12,7 MM | 3 | PZ | | | | | | | | | | | | | | | | | | | | | | | | | | | | | | | | | | | | | | | | | | | | | | | | | | | | | | | | | | | | | | | | | | | | | | |
| VM2172A0 | PUMP-WITH-CI RCUIT LOCKING PIN | 2 | PZ | | | | | | | | | | | | | | | | | | | | | | | | | | | | | | | | | | | | | | | | | | | | | | | | | | | | | | | | | | | | | | | | | | | | | | |


| COMPONENT | | | SPARE PART | | | | | | | | | | | | | | | | | | | | | | | | | | | | | | | | | | | | | | | | | | | | | | | | | | | | | | | | | | | | | | | | | | | | | | | | | | | | | | |
|-----------|--|---|------------|--|--|------|-------------|-----|-----|----------|--|---|----|----------|---|---|----|----------|--------------------------|---|----|----------|------------------------------------|---|---|----------|-------------------------------------|---|---|----------|----------------------------------|---|----|----------|-----------------------------|---|----|----------|--|---|----|----------|---------------------------------|---|----|----------|-----------------------------|---|----|----------|--|-------|---|----------|-------------------------------------|---|----|----------|-----------------------|----|----|----------|--------------|---|----|----------|--------------------|---|----|----------|--|-------|---|----------|--|-------|---|----------|--------------------------------------|---|----|
| Code | Description | Image | Code | Description | Components list | | | | | | | | | | | | | | | | | | | | | | | | | | | | | | | | | | | | | | | | | | | | | | | | | | | | | | | | | | | | | | | | | | | | | | | | | | | | |
| VL1166A | BB6-AR6 L FITTING |  | KVL2618A | 2 ROTOR ARMS ONE CLEANING SYSTEM KIT | <table border="1"> <thead> <tr> <th>Code</th> <th>Description</th> <th>Qty</th> <th>UOM</th> </tr> </thead> <tbody> <tr> <td>0H2202A1</td> <td>ONE WASHING WITH STEAM VALVE SUPPORT</td> <td>2</td> <td>PZ</td> </tr> <tr> <td>CE1030A0</td> <td>FEMALE FASTON COVER 6.3X0.8 0,5-1MMQ</td> <td>4</td> <td>PZ</td> </tr> <tr> <td>CE1395A0</td> <td>6,3 X 0,8 IMALE FASTO</td> <td>2</td> <td>PZ</td> </tr> <tr> <td>CE1545A0</td> <td>BLUE UNIP AWG18 ST.3135 WIRE</td> <td>1</td> <td>M</td> </tr> <tr> <td>CE1570A0</td> <td>WHITE UNIP AWG18 ST.3135 WIRE</td> <td>1</td> <td>M</td> </tr> <tr> <td>CE1660A0</td> <td>6,3X0,8 FEMALE FASTON COVE</td> <td>4</td> <td>PZ</td> </tr> <tr> <td>CE1661A0</td> <td>MALE FASTON COVER 6,3X0,</td> <td>2</td> <td>PZ</td> </tr> <tr> <td>EL1020A1</td> <td>D8 INTERMEDIAT E T-SHAPED FITTING</td> <td>1</td> <td>PZ</td> </tr> <tr> <td>EL1440A0</td> <td>WATER SELF CLEANING VALVE</td> <td>2</td> <td>PZ</td> </tr> <tr> <td>GN1526A0</td> <td>INT. D.=6.9 TH=1.8 O-RIN</td> <td>6</td> <td>PZ</td> </tr> <tr> <td>IP1385A1</td> <td>CORNER POLYSTYREN E PACKING 110X80X2000</td> <td>0.500</td> <td>M</td> </tr> <tr> <td>RC1018A0</td> <td>ZINC PLATED D12 ELASTIC CLAMP</td> <td>4</td> <td>PZ</td> </tr> <tr> <td>RC1019A0</td> <td>D=10 ELASTIC CLAMP</td> <td>31</td> <td>PZ</td> </tr> <tr> <td>RC1130A0</td> <td>130X2,6 CLAM</td> <td>4</td> <td>PZ</td> </tr> <tr> <td>RC1242A0</td> <td>D=10 CLOSED CAP</td> <td>4</td> <td>PZ</td> </tr> <tr> <td>TB2820A0</td> <td>6X10 EPDM PIPE FOR WASHING SYSTEM</td> <td>2.920</td> <td>M</td> </tr> <tr> <td>TB3132A0</td> <td>WHITE-BLUE EPDM TEXTILE BRAID HOSE 6X12</td> <td>1.340</td> <td>M</td> </tr> <tr> <td>VI1220A1</td> <td>4,2X12 TCB SELF-TAPPIN G SCREW</td> <td>2</td> <td>PZ</td> </tr> </tbody> </table> | Code | Description | Qty | UOM | 0H2202A1 | ONE WASHING WITH STEAM VALVE SUPPORT | 2 | PZ | CE1030A0 | FEMALE FASTON COVER 6.3X0.8 0,5-1MMQ | 4 | PZ | CE1395A0 | 6,3 X 0,8 IMALE FASTO | 2 | PZ | CE1545A0 | BLUE UNIP AWG18 ST.3135 WIRE | 1 | M | CE1570A0 | WHITE UNIP AWG18 ST.3135 WIRE | 1 | M | CE1660A0 | 6,3X0,8 FEMALE FASTON COVE | 4 | PZ | CE1661A0 | MALE FASTON COVER 6,3X0, | 2 | PZ | EL1020A1 | D8 INTERMEDIAT E T-SHAPED FITTING | 1 | PZ | EL1440A0 | WATER SELF CLEANING VALVE | 2 | PZ | GN1526A0 | INT. D.=6.9 TH=1.8 O-RIN | 6 | PZ | IP1385A1 | CORNER POLYSTYREN E PACKING 110X80X2000 | 0.500 | M | RC1018A0 | ZINC PLATED D12 ELASTIC CLAMP | 4 | PZ | RC1019A0 | D=10 ELASTIC CLAMP | 31 | PZ | RC1130A0 | 130X2,6 CLAM | 4 | PZ | RC1242A0 | D=10 CLOSED CAP | 4 | PZ | TB2820A0 | 6X10 EPDM PIPE FOR WASHING SYSTEM | 2.920 | M | TB3132A0 | WHITE-BLUE EPDM TEXTILE BRAID HOSE 6X12 | 1.340 | M | VI1220A1 | 4,2X12 TCB SELF-TAPPIN G SCREW | 2 | PZ |
| Code | Description | Qty | UOM | | | | | | | | | | | | | | | | | | | | | | | | | | | | | | | | | | | | | | | | | | | | | | | | | | | | | | | | | | | | | | | | | | | | | | | | | | | | | | |
| 0H2202A1 | ONE WASHING WITH STEAM VALVE SUPPORT | 2 | PZ | | | | | | | | | | | | | | | | | | | | | | | | | | | | | | | | | | | | | | | | | | | | | | | | | | | | | | | | | | | | | | | | | | | | | | | | | | | | | | |
| CE1030A0 | FEMALE FASTON COVER 6.3X0.8 0,5-1MMQ | 4 | PZ | | | | | | | | | | | | | | | | | | | | | | | | | | | | | | | | | | | | | | | | | | | | | | | | | | | | | | | | | | | | | | | | | | | | | | | | | | | | | | |
| CE1395A0 | 6,3 X 0,8 IMALE FASTO | 2 | PZ | | | | | | | | | | | | | | | | | | | | | | | | | | | | | | | | | | | | | | | | | | | | | | | | | | | | | | | | | | | | | | | | | | | | | | | | | | | | | | |
| CE1545A0 | BLUE UNIP AWG18 ST.3135 WIRE | 1 | M | | | | | | | | | | | | | | | | | | | | | | | | | | | | | | | | | | | | | | | | | | | | | | | | | | | | | | | | | | | | | | | | | | | | | | | | | | | | | | |
| CE1570A0 | WHITE UNIP AWG18 ST.3135 WIRE | 1 | M | | | | | | | | | | | | | | | | | | | | | | | | | | | | | | | | | | | | | | | | | | | | | | | | | | | | | | | | | | | | | | | | | | | | | | | | | | | | | | |
| CE1660A0 | 6,3X0,8 FEMALE FASTON COVE | 4 | PZ | | | | | | | | | | | | | | | | | | | | | | | | | | | | | | | | | | | | | | | | | | | | | | | | | | | | | | | | | | | | | | | | | | | | | | | | | | | | | | |
| CE1661A0 | MALE FASTON COVER 6,3X0, | 2 | PZ | | | | | | | | | | | | | | | | | | | | | | | | | | | | | | | | | | | | | | | | | | | | | | | | | | | | | | | | | | | | | | | | | | | | | | | | | | | | | | |
| EL1020A1 | D8 INTERMEDIAT E T-SHAPED FITTING | 1 | PZ | | | | | | | | | | | | | | | | | | | | | | | | | | | | | | | | | | | | | | | | | | | | | | | | | | | | | | | | | | | | | | | | | | | | | | | | | | | | | | |
| EL1440A0 | WATER SELF CLEANING VALVE | 2 | PZ | | | | | | | | | | | | | | | | | | | | | | | | | | | | | | | | | | | | | | | | | | | | | | | | | | | | | | | | | | | | | | | | | | | | | | | | | | | | | | |
| GN1526A0 | INT. D.=6.9 TH=1.8 O-RIN | 6 | PZ | | | | | | | | | | | | | | | | | | | | | | | | | | | | | | | | | | | | | | | | | | | | | | | | | | | | | | | | | | | | | | | | | | | | | | | | | | | | | | |
| IP1385A1 | CORNER POLYSTYREN E PACKING 110X80X2000 | 0.500 | M | | | | | | | | | | | | | | | | | | | | | | | | | | | | | | | | | | | | | | | | | | | | | | | | | | | | | | | | | | | | | | | | | | | | | | | | | | | | | | |
| RC1018A0 | ZINC PLATED D12 ELASTIC CLAMP | 4 | PZ | | | | | | | | | | | | | | | | | | | | | | | | | | | | | | | | | | | | | | | | | | | | | | | | | | | | | | | | | | | | | | | | | | | | | | | | | | | | | | |
| RC1019A0 | D=10 ELASTIC CLAMP | 31 | PZ | | | | | | | | | | | | | | | | | | | | | | | | | | | | | | | | | | | | | | | | | | | | | | | | | | | | | | | | | | | | | | | | | | | | | | | | | | | | | | |
| RC1130A0 | 130X2,6 CLAM | 4 | PZ | | | | | | | | | | | | | | | | | | | | | | | | | | | | | | | | | | | | | | | | | | | | | | | | | | | | | | | | | | | | | | | | | | | | | | | | | | | | | | |
| RC1242A0 | D=10 CLOSED CAP | 4 | PZ | | | | | | | | | | | | | | | | | | | | | | | | | | | | | | | | | | | | | | | | | | | | | | | | | | | | | | | | | | | | | | | | | | | | | | | | | | | | | | |
| TB2820A0 | 6X10 EPDM PIPE FOR WASHING SYSTEM | 2.920 | M | | | | | | | | | | | | | | | | | | | | | | | | | | | | | | | | | | | | | | | | | | | | | | | | | | | | | | | | | | | | | | | | | | | | | | | | | | | | | | |
| TB3132A0 | WHITE-BLUE EPDM TEXTILE BRAID HOSE 6X12 | 1.340 | M | | | | | | | | | | | | | | | | | | | | | | | | | | | | | | | | | | | | | | | | | | | | | | | | | | | | | | | | | | | | | | | | | | | | | | | | | | | | | | |
| VI1220A1 | 4,2X12 TCB SELF-TAPPIN G SCREW | 2 | PZ | | | | | | | | | | | | | | | | | | | | | | | | | | | | | | | | | | | | | | | | | | | | | | | | | | | | | | | | | | | | | | | | | | | | | | | | | | | | | | |



| COMPONENT | | | SPARE PART | | | | | | | | | | | | | | | | | | | | | | | | | | | | | | | | | | | | | | | | | | | | | | | | | | |
|-----------|---|---|------------|--|--|------|-------------|-----|-----|----------|-------------------------|---|----|----------|-----------------------------------|---|----|----------|-----------------------------------|---|----|----------|---|---|----|----------|-----------------------------|----|----|----------|-----------------------|---|----|----------|--------------------------|---|----|----------|-------------------|---|----|----------|---------------------------|---|----|----------|-------------------------------------|---|----|----------|-----------------------------|---|----|
| Code | Description | Image | Code | Description | Components list | | | | | | | | | | | | | | | | | | | | | | | | | | | | | | | | | | | | | | | | | | | | | | | | |
| VL1166A | BB6-AR6 L FITTING |  | KVL2618A | 2 ROTOR ARMS ONE CLEANING SYSTEM KIT | <table border="1"> <thead> <tr> <th>Code</th> <th>Description</th> <th>Qty</th> <th>UOM</th> </tr> </thead> <tbody> <tr> <td>VL1019A0</td> <td>VIBRATION PUMP</td> <td>2</td> <td>PZ</td> </tr> <tr> <td>VL1047A1</td> <td>D6 PIPE HOLDER - D8 J.G. TERMINAL</td> <td>2</td> <td>PZ</td> </tr> <tr> <td>VL1054B0</td> <td>ONE WASHING SYS INLET DISTRIBUTOR</td> <td>2</td> <td>PZ</td> </tr> <tr> <td>VL1102A1</td> <td>DETERGENT LINE FILTER + BARBED VNR 6 MM</td> <td>2</td> <td>PZ</td> </tr> <tr> <td>VL1127A1</td> <td>6MM BARBED T-SHAPED FITTING</td> <td>1</td> <td>PZ</td> </tr> <tr> <td>VL1128A1</td> <td>D6 BARBED CHECK VALVE</td> <td>4</td> <td>PZ</td> </tr> <tr> <td>VL1165A0</td> <td>BB6-AR6 STRAIGHT FITTING</td> <td>2</td> <td>PZ</td> </tr> <tr> <td>VL1166A0</td> <td>BB6-AR6 L FITTING</td> <td>2</td> <td>PZ</td> </tr> <tr> <td>VL1174C0</td> <td>D1.2 MM CALIBRATED NOZZLE</td> <td>2</td> <td>PZ</td> </tr> <tr> <td>VL1191A0</td> <td>ONE WASHING DISTRIBUTOR OUTLETS KIT</td> <td>2</td> <td>PZ</td> </tr> <tr> <td>VM2172A0</td> <td>PUMP-WITH-RCUIT LOCKING PIN</td> <td>4</td> <td>PZ</td> </tr> </tbody> </table> | Code | Description | Qty | UOM | VL1019A0 | VIBRATION PUMP | 2 | PZ | VL1047A1 | D6 PIPE HOLDER - D8 J.G. TERMINAL | 2 | PZ | VL1054B0 | ONE WASHING SYS INLET DISTRIBUTOR | 2 | PZ | VL1102A1 | DETERGENT LINE FILTER + BARBED VNR 6 MM | 2 | PZ | VL1127A1 | 6MM BARBED T-SHAPED FITTING | 1 | PZ | VL1128A1 | D6 BARBED CHECK VALVE | 4 | PZ | VL1165A0 | BB6-AR6 STRAIGHT FITTING | 2 | PZ | VL1166A0 | BB6-AR6 L FITTING | 2 | PZ | VL1174C0 | D1.2 MM CALIBRATED NOZZLE | 2 | PZ | VL1191A0 | ONE WASHING DISTRIBUTOR OUTLETS KIT | 2 | PZ | VM2172A0 | PUMP-WITH-RCUIT LOCKING PIN | 4 | PZ |
| Code | Description | Qty | UOM | | | | | | | | | | | | | | | | | | | | | | | | | | | | | | | | | | | | | | | | | | | | | | | | | | |
| VL1019A0 | VIBRATION PUMP | 2 | PZ | | | | | | | | | | | | | | | | | | | | | | | | | | | | | | | | | | | | | | | | | | | | | | | | | | |
| VL1047A1 | D6 PIPE HOLDER - D8 J.G. TERMINAL | 2 | PZ | | | | | | | | | | | | | | | | | | | | | | | | | | | | | | | | | | | | | | | | | | | | | | | | | | |
| VL1054B0 | ONE WASHING SYS INLET DISTRIBUTOR | 2 | PZ | | | | | | | | | | | | | | | | | | | | | | | | | | | | | | | | | | | | | | | | | | | | | | | | | | |
| VL1102A1 | DETERGENT LINE FILTER + BARBED VNR 6 MM | 2 | PZ | | | | | | | | | | | | | | | | | | | | | | | | | | | | | | | | | | | | | | | | | | | | | | | | | | |
| VL1127A1 | 6MM BARBED T-SHAPED FITTING | 1 | PZ | | | | | | | | | | | | | | | | | | | | | | | | | | | | | | | | | | | | | | | | | | | | | | | | | | |
| VL1128A1 | D6 BARBED CHECK VALVE | 4 | PZ | | | | | | | | | | | | | | | | | | | | | | | | | | | | | | | | | | | | | | | | | | | | | | | | | | |
| VL1165A0 | BB6-AR6 STRAIGHT FITTING | 2 | PZ | | | | | | | | | | | | | | | | | | | | | | | | | | | | | | | | | | | | | | | | | | | | | | | | | | |
| VL1166A0 | BB6-AR6 L FITTING | 2 | PZ | | | | | | | | | | | | | | | | | | | | | | | | | | | | | | | | | | | | | | | | | | | | | | | | | | |
| VL1174C0 | D1.2 MM CALIBRATED NOZZLE | 2 | PZ | | | | | | | | | | | | | | | | | | | | | | | | | | | | | | | | | | | | | | | | | | | | | | | | | | |
| VL1191A0 | ONE WASHING DISTRIBUTOR OUTLETS KIT | 2 | PZ | | | | | | | | | | | | | | | | | | | | | | | | | | | | | | | | | | | | | | | | | | | | | | | | | | |
| VM2172A0 | PUMP-WITH-RCUIT LOCKING PIN | 4 | PZ | | | | | | | | | | | | | | | | | | | | | | | | | | | | | | | | | | | | | | | | | | | | | | | | | | |
| | | | KVL1225A | US HOOD WASHING SYSTEM KIT | <table border="1"> <thead> <tr> <th>Code</th> <th>Description</th> <th>Qty</th> <th>UOM</th> </tr> </thead> <tbody> <tr> <td>0H2213A1</td> <td>HOOD WATER CIRCUIT PLAT</td> <td>1</td> <td>PZ</td> </tr> <tr> <td>EL1450A0</td> <td>US SELF-CLEANING WATER SOLENOID</td> <td>2</td> <td>PZ</td> </tr> <tr> <td>GN1526A0</td> <td>INT. D.=6.9 TH=1.8 O-RING</td> <td>5</td> <td>PZ</td> </tr> <tr> <td>RC1018A0</td> <td>ZINC PLATED D12 ELASTIC CLAMP</td> <td>5</td> <td>PZ</td> </tr> <tr> <td>RC1019A0</td> <td>D=10 ELASTIC CLAMP</td> <td>16</td> <td>PZ</td> </tr> <tr> <td>RC1131A0</td> <td>200X2.6 BLACK CLAMP</td> <td>1</td> <td>PZ</td> </tr> <tr> <td>RC1242A0</td> <td>D=10 CLOSED CAP</td> <td>2</td> <td>PZ</td> </tr> </tbody> </table> | Code | Description | Qty | UOM | 0H2213A1 | HOOD WATER CIRCUIT PLAT | 1 | PZ | EL1450A0 | US SELF-CLEANING WATER SOLENOID | 2 | PZ | GN1526A0 | INT. D.=6.9 TH=1.8 O-RING | 5 | PZ | RC1018A0 | ZINC PLATED D12 ELASTIC CLAMP | 5 | PZ | RC1019A0 | D=10 ELASTIC CLAMP | 16 | PZ | RC1131A0 | 200X2.6 BLACK CLAMP | 1 | PZ | RC1242A0 | D=10 CLOSED CAP | 2 | PZ | | | | | | | | | | | | | | | | |
| Code | Description | Qty | UOM | | | | | | | | | | | | | | | | | | | | | | | | | | | | | | | | | | | | | | | | | | | | | | | | | | |
| 0H2213A1 | HOOD WATER CIRCUIT PLAT | 1 | PZ | | | | | | | | | | | | | | | | | | | | | | | | | | | | | | | | | | | | | | | | | | | | | | | | | | |
| EL1450A0 | US SELF-CLEANING WATER SOLENOID | 2 | PZ | | | | | | | | | | | | | | | | | | | | | | | | | | | | | | | | | | | | | | | | | | | | | | | | | | |
| GN1526A0 | INT. D.=6.9 TH=1.8 O-RING | 5 | PZ | | | | | | | | | | | | | | | | | | | | | | | | | | | | | | | | | | | | | | | | | | | | | | | | | | |
| RC1018A0 | ZINC PLATED D12 ELASTIC CLAMP | 5 | PZ | | | | | | | | | | | | | | | | | | | | | | | | | | | | | | | | | | | | | | | | | | | | | | | | | | |
| RC1019A0 | D=10 ELASTIC CLAMP | 16 | PZ | | | | | | | | | | | | | | | | | | | | | | | | | | | | | | | | | | | | | | | | | | | | | | | | | | |
| RC1131A0 | 200X2.6 BLACK CLAMP | 1 | PZ | | | | | | | | | | | | | | | | | | | | | | | | | | | | | | | | | | | | | | | | | | | | | | | | | | |
| RC1242A0 | D=10 CLOSED CAP | 2 | PZ | | | | | | | | | | | | | | | | | | | | | | | | | | | | | | | | | | | | | | | | | | | | | | | | | | |



| COMPONENT | | | SPARE PART | | | | | | | | | | | | | | | | | | | | | | | | | | | | | | | | | | | | | | | | | | | | | | | | | | | | | | | | | | | | | | | | | | |
|-----------|---|---|------------|---------------------------------------|---|------|-------------|-----|-----|----------|-----------------------------------|-------|----|----------|---|-------|----|----------|-------------------------------|---|----|----------|----------------|---|----|----------|-----------------------------------|---|----|----------|-----------------------------------|---|----|----------|---|---|----|----------|-----------------------------|---|----|----------|-----------------------|---|----|----------|--------------------------|---|----|----------|-------------------|---|----|----------|---------------------------|---|----|----------|-------------------------------------|---|----|----------|------------------------------------|---|----|----------|-------------------------------|---|----|
| Code | Description | Image | Code | Description | Components list | | | | | | | | | | | | | | | | | | | | | | | | | | | | | | | | | | | | | | | | | | | | | | | | | | | | | | | | | | | | | | | | |
| VL1166A | BB6-AR6 L FITTING |  | KVL1225A | US HOOD WASHING SYSTEM KIT | <table border="1"> <thead> <tr> <th>Code</th> <th>Description</th> <th>Qty</th> <th>UOM</th> </tr> </thead> <tbody> <tr> <td>TB2820A0</td> <td>6X10 EPDM PIPE FOR WASHING SYSTEM</td> <td>2.240</td> <td>M</td> </tr> <tr> <td>TB3132A0</td> <td>WHITE-BLUE EPDM TEXTILE BRAID HOSE 6X12</td> <td>0.440</td> <td>M</td> </tr> <tr> <td>VI1220A1</td> <td>4,2X12 TCB SELF-TAPPING SCREW</td> <td>3</td> <td>PZ</td> </tr> <tr> <td>VL1019A0</td> <td>VIBRATION PUMP</td> <td>1</td> <td>PZ</td> </tr> <tr> <td>VL1047A1</td> <td>D6 PIPE HOLDER - D8 J.G. TERMINAL</td> <td>1</td> <td>PZ</td> </tr> <tr> <td>VL1054B0</td> <td>ONE WASHING SYS INLET DISTRIBUTOR</td> <td>1</td> <td>PZ</td> </tr> <tr> <td>VL1102A1</td> <td>DETERGENT LINE FILTER + BARBED VNR 6 MM</td> <td>1</td> <td>PZ</td> </tr> <tr> <td>VL1127A1</td> <td>6MM BARBED T-SHAPED FITTING</td> <td>1</td> <td>PZ</td> </tr> <tr> <td>VL1128A1</td> <td>D6 BARBED CHECK VALVE</td> <td>2</td> <td>PZ</td> </tr> <tr> <td>VL1165A0</td> <td>BB6-AR6 STRAIGHT FITTING</td> <td>2</td> <td>PZ</td> </tr> <tr> <td>VL1166A0</td> <td>BB6-AR6 L FITTING</td> <td>2</td> <td>PZ</td> </tr> <tr> <td>VL1174C0</td> <td>D1.2 MM CALIBRATED NOZZLE</td> <td>1</td> <td>PZ</td> </tr> <tr> <td>VL1191A0</td> <td>ONE WASHING DISTRIBUTOR OUTLETS KIT</td> <td>1</td> <td>PZ</td> </tr> <tr> <td>VM1605A0</td> <td>CLIP TWIST LOCK DIAM. 10,2-12,7 MM</td> <td>2</td> <td>PZ</td> </tr> <tr> <td>VM2172A0</td> <td>PUMP-WITH-CIRCUIT LOCKING PIN</td> <td>5</td> <td>PZ</td> </tr> </tbody> </table> | Code | Description | Qty | UOM | TB2820A0 | 6X10 EPDM PIPE FOR WASHING SYSTEM | 2.240 | M | TB3132A0 | WHITE-BLUE EPDM TEXTILE BRAID HOSE 6X12 | 0.440 | M | VI1220A1 | 4,2X12 TCB SELF-TAPPING SCREW | 3 | PZ | VL1019A0 | VIBRATION PUMP | 1 | PZ | VL1047A1 | D6 PIPE HOLDER - D8 J.G. TERMINAL | 1 | PZ | VL1054B0 | ONE WASHING SYS INLET DISTRIBUTOR | 1 | PZ | VL1102A1 | DETERGENT LINE FILTER + BARBED VNR 6 MM | 1 | PZ | VL1127A1 | 6MM BARBED T-SHAPED FITTING | 1 | PZ | VL1128A1 | D6 BARBED CHECK VALVE | 2 | PZ | VL1165A0 | BB6-AR6 STRAIGHT FITTING | 2 | PZ | VL1166A0 | BB6-AR6 L FITTING | 2 | PZ | VL1174C0 | D1.2 MM CALIBRATED NOZZLE | 1 | PZ | VL1191A0 | ONE WASHING DISTRIBUTOR OUTLETS KIT | 1 | PZ | VM1605A0 | CLIP TWIST LOCK DIAM. 10,2-12,7 MM | 2 | PZ | VM2172A0 | PUMP-WITH-CIRCUIT LOCKING PIN | 5 | PZ |
| Code | Description | Qty | UOM | | | | | | | | | | | | | | | | | | | | | | | | | | | | | | | | | | | | | | | | | | | | | | | | | | | | | | | | | | | | | | | | | | |
| TB2820A0 | 6X10 EPDM PIPE FOR WASHING SYSTEM | 2.240 | M | | | | | | | | | | | | | | | | | | | | | | | | | | | | | | | | | | | | | | | | | | | | | | | | | | | | | | | | | | | | | | | | | | |
| TB3132A0 | WHITE-BLUE EPDM TEXTILE BRAID HOSE 6X12 | 0.440 | M | | | | | | | | | | | | | | | | | | | | | | | | | | | | | | | | | | | | | | | | | | | | | | | | | | | | | | | | | | | | | | | | | | |
| VI1220A1 | 4,2X12 TCB SELF-TAPPING SCREW | 3 | PZ | | | | | | | | | | | | | | | | | | | | | | | | | | | | | | | | | | | | | | | | | | | | | | | | | | | | | | | | | | | | | | | | | | |
| VL1019A0 | VIBRATION PUMP | 1 | PZ | | | | | | | | | | | | | | | | | | | | | | | | | | | | | | | | | | | | | | | | | | | | | | | | | | | | | | | | | | | | | | | | | | |
| VL1047A1 | D6 PIPE HOLDER - D8 J.G. TERMINAL | 1 | PZ | | | | | | | | | | | | | | | | | | | | | | | | | | | | | | | | | | | | | | | | | | | | | | | | | | | | | | | | | | | | | | | | | | |
| VL1054B0 | ONE WASHING SYS INLET DISTRIBUTOR | 1 | PZ | | | | | | | | | | | | | | | | | | | | | | | | | | | | | | | | | | | | | | | | | | | | | | | | | | | | | | | | | | | | | | | | | | |
| VL1102A1 | DETERGENT LINE FILTER + BARBED VNR 6 MM | 1 | PZ | | | | | | | | | | | | | | | | | | | | | | | | | | | | | | | | | | | | | | | | | | | | | | | | | | | | | | | | | | | | | | | | | | |
| VL1127A1 | 6MM BARBED T-SHAPED FITTING | 1 | PZ | | | | | | | | | | | | | | | | | | | | | | | | | | | | | | | | | | | | | | | | | | | | | | | | | | | | | | | | | | | | | | | | | | |
| VL1128A1 | D6 BARBED CHECK VALVE | 2 | PZ | | | | | | | | | | | | | | | | | | | | | | | | | | | | | | | | | | | | | | | | | | | | | | | | | | | | | | | | | | | | | | | | | | |
| VL1165A0 | BB6-AR6 STRAIGHT FITTING | 2 | PZ | | | | | | | | | | | | | | | | | | | | | | | | | | | | | | | | | | | | | | | | | | | | | | | | | | | | | | | | | | | | | | | | | | |
| VL1166A0 | BB6-AR6 L FITTING | 2 | PZ | | | | | | | | | | | | | | | | | | | | | | | | | | | | | | | | | | | | | | | | | | | | | | | | | | | | | | | | | | | | | | | | | | |
| VL1174C0 | D1.2 MM CALIBRATED NOZZLE | 1 | PZ | | | | | | | | | | | | | | | | | | | | | | | | | | | | | | | | | | | | | | | | | | | | | | | | | | | | | | | | | | | | | | | | | | |
| VL1191A0 | ONE WASHING DISTRIBUTOR OUTLETS KIT | 1 | PZ | | | | | | | | | | | | | | | | | | | | | | | | | | | | | | | | | | | | | | | | | | | | | | | | | | | | | | | | | | | | | | | | | | |
| VM1605A0 | CLIP TWIST LOCK DIAM. 10,2-12,7 MM | 2 | PZ | | | | | | | | | | | | | | | | | | | | | | | | | | | | | | | | | | | | | | | | | | | | | | | | | | | | | | | | | | | | | | | | | | |
| VM2172A0 | PUMP-WITH-CIRCUIT LOCKING PIN | 5 | PZ | | | | | | | | | | | | | | | | | | | | | | | | | | | | | | | | | | | | | | | | | | | | | | | | | | | | | | | | | | | | | | | | | | |
| | | | KVL1222A | EUR 0311 ONE PLUS CLEANING SYSTEM KIT | <table border="1"> <thead> <tr> <th>Code</th> <th>Description</th> <th>Qty</th> <th>UOM</th> </tr> </thead> <tbody> <tr> <td>0H2486A0</td> <td>0311 WASHING CIRCUIT PLAT</td> <td>1</td> <td>PZ</td> </tr> <tr> <td>EL1440A0</td> <td>WATER SELF CLEANING VALVE</td> <td>1</td> <td>PZ</td> </tr> </tbody> </table> | Code | Description | Qty | UOM | 0H2486A0 | 0311 WASHING CIRCUIT PLAT | 1 | PZ | EL1440A0 | WATER SELF CLEANING VALVE | 1 | PZ | | | | | | | | | | | | | | | | | | | | | | | | | | | | | | | | | | | | | | | | | | | | | | | | | | | | |
| Code | Description | Qty | UOM | | | | | | | | | | | | | | | | | | | | | | | | | | | | | | | | | | | | | | | | | | | | | | | | | | | | | | | | | | | | | | | | | | |
| 0H2486A0 | 0311 WASHING CIRCUIT PLAT | 1 | PZ | | | | | | | | | | | | | | | | | | | | | | | | | | | | | | | | | | | | | | | | | | | | | | | | | | | | | | | | | | | | | | | | | | |
| EL1440A0 | WATER SELF CLEANING VALVE | 1 | PZ | | | | | | | | | | | | | | | | | | | | | | | | | | | | | | | | | | | | | | | | | | | | | | | | | | | | | | | | | | | | | | | | | | |


| COMPONENT | | | SPARE PART | | | | | | | | | | | | | | | | | | | | | | | | | | | | | | | | | | | | | | | | | | | | | | | | | | | | | | | | | | | | | | | | | | | | | | | | | | |
|-----------|---|---|------------|---------------------------------------|---|------|-------------|-----|-----|----------|--------------------------|---|----|----------|-------------------------------|---|----|----------|--------------------|----|----|----------|-----------------|---|----|----------|-----------------------------------|-------|---|----------|---|-------|---|----------|--------------------------------|---|----|----------|----------------|---|----|----------|-----------------------------------|---|----|----------|-----------------------------------|---|----|----------|---|---|----|----------|-----------------------|---|----|----------|--------------------------|---|----|----------|-------------------|---|----|----------|---------------------------|---|----|----------|-------------------------------------|---|----|----------|--------------------------------|---|----|
| Code | Description | Image | Code | Description | Components list | | | | | | | | | | | | | | | | | | | | | | | | | | | | | | | | | | | | | | | | | | | | | | | | | | | | | | | | | | | | | | | | | | | | | | | | |
| VL1166A | BB6-AR6 L FITTING |  | KVL1222A | EUR 0311 ONE PLUS CLEANING SYSTEM KIT | <table border="1"> <thead> <tr> <th>Code</th> <th>Description</th> <th>Qty</th> <th>UOM</th> </tr> </thead> <tbody> <tr> <td>GN1526A0</td> <td>INT. D.=6.9 TH=1.8 O-RIN</td> <td>3</td> <td>PZ</td> </tr> <tr> <td>RC1018A0</td> <td>ZINC PLATED D12 ELASTIC CLAMP</td> <td>2</td> <td>PZ</td> </tr> <tr> <td>RC1019A0</td> <td>D=10 ELASTIC CLAMP</td> <td>14</td> <td>PZ</td> </tr> <tr> <td>RC1242A0</td> <td>D=10 CLOSED CAP</td> <td>2</td> <td>PZ</td> </tr> <tr> <td>TB2820A0</td> <td>6X10 EPDM PIPE FOR WASHING SYSTEM</td> <td>1.460</td> <td>M</td> </tr> <tr> <td>TB3132A0</td> <td>WHITE-BLUE EPDM TEXTILE BRAID HOSE 6X12</td> <td>0.670</td> <td>M</td> </tr> <tr> <td>VI1220A1</td> <td>4,2X12 TCB SELF-TAPPIN G SCREW</td> <td>4</td> <td>PZ</td> </tr> <tr> <td>VL1019A0</td> <td>VIBRATION PUMP</td> <td>1</td> <td>PZ</td> </tr> <tr> <td>VL1047A1</td> <td>D6 PIPE HOLDER - D8 J.G. TERMINAL</td> <td>1</td> <td>PZ</td> </tr> <tr> <td>VL1054B0</td> <td>ONE WASHING SYS INLET DISTRIBUTOR</td> <td>1</td> <td>PZ</td> </tr> <tr> <td>VL1102A1</td> <td>DETERGENT LINE FILTER + BARBED VNR 6 MM</td> <td>1</td> <td>PZ</td> </tr> <tr> <td>VL1128A1</td> <td>D6 BARBED CHECK VALVE</td> <td>2</td> <td>PZ</td> </tr> <tr> <td>VL1165A0</td> <td>BB6-AR6 STRAIGHT FITTING</td> <td>1</td> <td>PZ</td> </tr> <tr> <td>VL1166A0</td> <td>BB6-AR6 L FITTING</td> <td>1</td> <td>PZ</td> </tr> <tr> <td>VL1174C0</td> <td>D1.2 MM CALIBRATED NOZZLE</td> <td>1</td> <td>PZ</td> </tr> <tr> <td>VL1191A0</td> <td>ONE WASHING DISTRIBUTOR OUTLETS KIT</td> <td>1</td> <td>PZ</td> </tr> <tr> <td>VM2172A0</td> <td>PUMP-WITH-CI RCUIT LOCKING PIN</td> <td>3</td> <td>PZ</td> </tr> </tbody> </table> | Code | Description | Qty | UOM | GN1526A0 | INT. D.=6.9 TH=1.8 O-RIN | 3 | PZ | RC1018A0 | ZINC PLATED D12 ELASTIC CLAMP | 2 | PZ | RC1019A0 | D=10 ELASTIC CLAMP | 14 | PZ | RC1242A0 | D=10 CLOSED CAP | 2 | PZ | TB2820A0 | 6X10 EPDM PIPE FOR WASHING SYSTEM | 1.460 | M | TB3132A0 | WHITE-BLUE EPDM TEXTILE BRAID HOSE 6X12 | 0.670 | M | VI1220A1 | 4,2X12 TCB SELF-TAPPIN G SCREW | 4 | PZ | VL1019A0 | VIBRATION PUMP | 1 | PZ | VL1047A1 | D6 PIPE HOLDER - D8 J.G. TERMINAL | 1 | PZ | VL1054B0 | ONE WASHING SYS INLET DISTRIBUTOR | 1 | PZ | VL1102A1 | DETERGENT LINE FILTER + BARBED VNR 6 MM | 1 | PZ | VL1128A1 | D6 BARBED CHECK VALVE | 2 | PZ | VL1165A0 | BB6-AR6 STRAIGHT FITTING | 1 | PZ | VL1166A0 | BB6-AR6 L FITTING | 1 | PZ | VL1174C0 | D1.2 MM CALIBRATED NOZZLE | 1 | PZ | VL1191A0 | ONE WASHING DISTRIBUTOR OUTLETS KIT | 1 | PZ | VM2172A0 | PUMP-WITH-CI RCUIT LOCKING PIN | 3 | PZ |
| Code | Description | Qty | UOM | | | | | | | | | | | | | | | | | | | | | | | | | | | | | | | | | | | | | | | | | | | | | | | | | | | | | | | | | | | | | | | | | | | | | | | | | | |
| GN1526A0 | INT. D.=6.9 TH=1.8 O-RIN | 3 | PZ | | | | | | | | | | | | | | | | | | | | | | | | | | | | | | | | | | | | | | | | | | | | | | | | | | | | | | | | | | | | | | | | | | | | | | | | | | |
| RC1018A0 | ZINC PLATED D12 ELASTIC CLAMP | 2 | PZ | | | | | | | | | | | | | | | | | | | | | | | | | | | | | | | | | | | | | | | | | | | | | | | | | | | | | | | | | | | | | | | | | | | | | | | | | | |
| RC1019A0 | D=10 ELASTIC CLAMP | 14 | PZ | | | | | | | | | | | | | | | | | | | | | | | | | | | | | | | | | | | | | | | | | | | | | | | | | | | | | | | | | | | | | | | | | | | | | | | | | | |
| RC1242A0 | D=10 CLOSED CAP | 2 | PZ | | | | | | | | | | | | | | | | | | | | | | | | | | | | | | | | | | | | | | | | | | | | | | | | | | | | | | | | | | | | | | | | | | | | | | | | | | |
| TB2820A0 | 6X10 EPDM PIPE FOR WASHING SYSTEM | 1.460 | M | | | | | | | | | | | | | | | | | | | | | | | | | | | | | | | | | | | | | | | | | | | | | | | | | | | | | | | | | | | | | | | | | | | | | | | | | | |
| TB3132A0 | WHITE-BLUE EPDM TEXTILE BRAID HOSE 6X12 | 0.670 | M | | | | | | | | | | | | | | | | | | | | | | | | | | | | | | | | | | | | | | | | | | | | | | | | | | | | | | | | | | | | | | | | | | | | | | | | | | |
| VI1220A1 | 4,2X12 TCB SELF-TAPPIN G SCREW | 4 | PZ | | | | | | | | | | | | | | | | | | | | | | | | | | | | | | | | | | | | | | | | | | | | | | | | | | | | | | | | | | | | | | | | | | | | | | | | | | |
| VL1019A0 | VIBRATION PUMP | 1 | PZ | | | | | | | | | | | | | | | | | | | | | | | | | | | | | | | | | | | | | | | | | | | | | | | | | | | | | | | | | | | | | | | | | | | | | | | | | | |
| VL1047A1 | D6 PIPE HOLDER - D8 J.G. TERMINAL | 1 | PZ | | | | | | | | | | | | | | | | | | | | | | | | | | | | | | | | | | | | | | | | | | | | | | | | | | | | | | | | | | | | | | | | | | | | | | | | | | |
| VL1054B0 | ONE WASHING SYS INLET DISTRIBUTOR | 1 | PZ | | | | | | | | | | | | | | | | | | | | | | | | | | | | | | | | | | | | | | | | | | | | | | | | | | | | | | | | | | | | | | | | | | | | | | | | | | |
| VL1102A1 | DETERGENT LINE FILTER + BARBED VNR 6 MM | 1 | PZ | | | | | | | | | | | | | | | | | | | | | | | | | | | | | | | | | | | | | | | | | | | | | | | | | | | | | | | | | | | | | | | | | | | | | | | | | | |
| VL1128A1 | D6 BARBED CHECK VALVE | 2 | PZ | | | | | | | | | | | | | | | | | | | | | | | | | | | | | | | | | | | | | | | | | | | | | | | | | | | | | | | | | | | | | | | | | | | | | | | | | | |
| VL1165A0 | BB6-AR6 STRAIGHT FITTING | 1 | PZ | | | | | | | | | | | | | | | | | | | | | | | | | | | | | | | | | | | | | | | | | | | | | | | | | | | | | | | | | | | | | | | | | | | | | | | | | | |
| VL1166A0 | BB6-AR6 L FITTING | 1 | PZ | | | | | | | | | | | | | | | | | | | | | | | | | | | | | | | | | | | | | | | | | | | | | | | | | | | | | | | | | | | | | | | | | | | | | | | | | | |
| VL1174C0 | D1.2 MM CALIBRATED NOZZLE | 1 | PZ | | | | | | | | | | | | | | | | | | | | | | | | | | | | | | | | | | | | | | | | | | | | | | | | | | | | | | | | | | | | | | | | | | | | | | | | | | |
| VL1191A0 | ONE WASHING DISTRIBUTOR OUTLETS KIT | 1 | PZ | | | | | | | | | | | | | | | | | | | | | | | | | | | | | | | | | | | | | | | | | | | | | | | | | | | | | | | | | | | | | | | | | | | | | | | | | | |
| VM2172A0 | PUMP-WITH-CI RCUIT LOCKING PIN | 3 | PZ | | | | | | | | | | | | | | | | | | | | | | | | | | | | | | | | | | | | | | | | | | | | | | | | | | | | | | | | | | | | | | | | | | | | | | | | | | |

| COMPONENT | | | SPARE PART | | | | | | | | | | | | | | | | | | | | | | | | | | | | | | | | | | | | | | | | | | | | | | | | | | | | | | | | | | | | | | | | | | | | | | | | | | | | | | | | | | |
|-----------|---|---|------------|------------------------------------|---|------|-------------|-----|-----|----------|--|---|----|----------|---------------------------------|---|----|----------|--|---|----|----------|---------------------------|---|----|----------|-------------------------------|---|----|----------|--------------------|----|----|----------|--------------|---|----|----------|---------------------|---|----|----------|-----------------|---|----|----------|---|---|----|----------|-----------------------------------|-------|---|----------|---|-------|---|----------|-------------------------------|---|----|----------|----------------|---|----|----------|-----------------------------------|---|----|----------|--------------------------------------|---|----|----------|-------------------------------|---|----|----------|---|---|----|----------|-----------------------|---|----|
| Code | Description | Image | Code | Description | Components list | | | | | | | | | | | | | | | | | | | | | | | | | | | | | | | | | | | | | | | | | | | | | | | | | | | | | | | | | | | | | | | | | | | | | | | | | | | | | | | | |
| VL1166A | BB6-AR6 L FITTING |  | KVL1213A | US PLUS COMPACT WASHING SYSTEM KIT | <table border="1"> <thead> <tr> <th>Code</th> <th>Description</th> <th>Qty</th> <th>UOM</th> </tr> </thead> <tbody> <tr> <td>0H2428A0</td> <td></td> <td>1</td> <td>PZ</td> </tr> <tr> <td>EL1450A0</td> <td>US SELF-CLEANING WATER SOLENOID</td> <td>3</td> <td>PZ</td> </tr> <tr> <td>GN1312A0</td> <td>RUBBER CABLE-PASSING DE=26 DI=15 SP=10</td> <td>1</td> <td>PZ</td> </tr> <tr> <td>GN1526A0</td> <td>INT. D.=6.9 TH=1.8 O-RING</td> <td>7</td> <td>PZ</td> </tr> <tr> <td>RC1018A0</td> <td>ZINC PLATED D12 ELASTIC CLAMP</td> <td>3</td> <td>PZ</td> </tr> <tr> <td>RC1019A0</td> <td>D=10 ELASTIC CLAMP</td> <td>14</td> <td>PZ</td> </tr> <tr> <td>RC1130A0</td> <td>130X2,6 CLAM</td> <td>1</td> <td>PZ</td> </tr> <tr> <td>RC1131A0</td> <td>200X2,6 BLACK CLAMP</td> <td>1</td> <td>PZ</td> </tr> <tr> <td>RC1242A0</td> <td>D=10 CLOSED CAP</td> <td>2</td> <td>PZ</td> </tr> <tr> <td>RC1356A0</td> <td>"STRAIGHT THREADED FEMALE END 8X1/4" BS</td> <td>1</td> <td>PZ</td> </tr> <tr> <td>TB2820A0</td> <td>6X10 EPDM PIPE FOR WASHING SYSTEM</td> <td>0.790</td> <td>M</td> </tr> <tr> <td>TB3132A0</td> <td>WHITE-BLUE EPDM TEXTILE BRAID HOSE 6X12</td> <td>1.400</td> <td>M</td> </tr> <tr> <td>VI1220A1</td> <td>4,2X12 TCB SELF-TAPPING SCREW</td> <td>3</td> <td>PZ</td> </tr> <tr> <td>VL1019A0</td> <td>VIBRATION PUMP</td> <td>1</td> <td>PZ</td> </tr> <tr> <td>VL1047A1</td> <td>D6 PIPE HOLDER - D8 J.G. TERMINAL</td> <td>1</td> <td>PZ</td> </tr> <tr> <td>VL1054B0</td> <td>ONE WASHING SYSTEM INLET DISTRIBUTOR</td> <td>1</td> <td>PZ</td> </tr> <tr> <td>VL1065A1</td> <td>1/4 MALE N.O. PRESSURE SWITCH</td> <td>1</td> <td>PZ</td> </tr> <tr> <td>VL1102A1</td> <td>DETERGENT LINE FILTER + BARBED VNR 6 MM</td> <td>1</td> <td>PZ</td> </tr> <tr> <td>VL1128A1</td> <td>D6 BARBED CHECK VALVE</td> <td>2</td> <td>PZ</td> </tr> </tbody> </table> | Code | Description | Qty | UOM | 0H2428A0 | | 1 | PZ | EL1450A0 | US SELF-CLEANING WATER SOLENOID | 3 | PZ | GN1312A0 | RUBBER CABLE-PASSING DE=26 DI=15 SP=10 | 1 | PZ | GN1526A0 | INT. D.=6.9 TH=1.8 O-RING | 7 | PZ | RC1018A0 | ZINC PLATED D12 ELASTIC CLAMP | 3 | PZ | RC1019A0 | D=10 ELASTIC CLAMP | 14 | PZ | RC1130A0 | 130X2,6 CLAM | 1 | PZ | RC1131A0 | 200X2,6 BLACK CLAMP | 1 | PZ | RC1242A0 | D=10 CLOSED CAP | 2 | PZ | RC1356A0 | "STRAIGHT THREADED FEMALE END 8X1/4" BS | 1 | PZ | TB2820A0 | 6X10 EPDM PIPE FOR WASHING SYSTEM | 0.790 | M | TB3132A0 | WHITE-BLUE EPDM TEXTILE BRAID HOSE 6X12 | 1.400 | M | VI1220A1 | 4,2X12 TCB SELF-TAPPING SCREW | 3 | PZ | VL1019A0 | VIBRATION PUMP | 1 | PZ | VL1047A1 | D6 PIPE HOLDER - D8 J.G. TERMINAL | 1 | PZ | VL1054B0 | ONE WASHING SYSTEM INLET DISTRIBUTOR | 1 | PZ | VL1065A1 | 1/4 MALE N.O. PRESSURE SWITCH | 1 | PZ | VL1102A1 | DETERGENT LINE FILTER + BARBED VNR 6 MM | 1 | PZ | VL1128A1 | D6 BARBED CHECK VALVE | 2 | PZ |
| Code | Description | Qty | UOM | | | | | | | | | | | | | | | | | | | | | | | | | | | | | | | | | | | | | | | | | | | | | | | | | | | | | | | | | | | | | | | | | | | | | | | | | | | | | | | | | | |
| 0H2428A0 | | 1 | PZ | | | | | | | | | | | | | | | | | | | | | | | | | | | | | | | | | | | | | | | | | | | | | | | | | | | | | | | | | | | | | | | | | | | | | | | | | | | | | | | | | | |
| EL1450A0 | US SELF-CLEANING WATER SOLENOID | 3 | PZ | | | | | | | | | | | | | | | | | | | | | | | | | | | | | | | | | | | | | | | | | | | | | | | | | | | | | | | | | | | | | | | | | | | | | | | | | | | | | | | | | | |
| GN1312A0 | RUBBER CABLE-PASSING DE=26 DI=15 SP=10 | 1 | PZ | | | | | | | | | | | | | | | | | | | | | | | | | | | | | | | | | | | | | | | | | | | | | | | | | | | | | | | | | | | | | | | | | | | | | | | | | | | | | | | | | | |
| GN1526A0 | INT. D.=6.9 TH=1.8 O-RING | 7 | PZ | | | | | | | | | | | | | | | | | | | | | | | | | | | | | | | | | | | | | | | | | | | | | | | | | | | | | | | | | | | | | | | | | | | | | | | | | | | | | | | | | | |
| RC1018A0 | ZINC PLATED D12 ELASTIC CLAMP | 3 | PZ | | | | | | | | | | | | | | | | | | | | | | | | | | | | | | | | | | | | | | | | | | | | | | | | | | | | | | | | | | | | | | | | | | | | | | | | | | | | | | | | | | |
| RC1019A0 | D=10 ELASTIC CLAMP | 14 | PZ | | | | | | | | | | | | | | | | | | | | | | | | | | | | | | | | | | | | | | | | | | | | | | | | | | | | | | | | | | | | | | | | | | | | | | | | | | | | | | | | | | |
| RC1130A0 | 130X2,6 CLAM | 1 | PZ | | | | | | | | | | | | | | | | | | | | | | | | | | | | | | | | | | | | | | | | | | | | | | | | | | | | | | | | | | | | | | | | | | | | | | | | | | | | | | | | | | |
| RC1131A0 | 200X2,6 BLACK CLAMP | 1 | PZ | | | | | | | | | | | | | | | | | | | | | | | | | | | | | | | | | | | | | | | | | | | | | | | | | | | | | | | | | | | | | | | | | | | | | | | | | | | | | | | | | | |
| RC1242A0 | D=10 CLOSED CAP | 2 | PZ | | | | | | | | | | | | | | | | | | | | | | | | | | | | | | | | | | | | | | | | | | | | | | | | | | | | | | | | | | | | | | | | | | | | | | | | | | | | | | | | | | |
| RC1356A0 | "STRAIGHT THREADED FEMALE END 8X1/4" BS | 1 | PZ | | | | | | | | | | | | | | | | | | | | | | | | | | | | | | | | | | | | | | | | | | | | | | | | | | | | | | | | | | | | | | | | | | | | | | | | | | | | | | | | | | |
| TB2820A0 | 6X10 EPDM PIPE FOR WASHING SYSTEM | 0.790 | M | | | | | | | | | | | | | | | | | | | | | | | | | | | | | | | | | | | | | | | | | | | | | | | | | | | | | | | | | | | | | | | | | | | | | | | | | | | | | | | | | | |
| TB3132A0 | WHITE-BLUE EPDM TEXTILE BRAID HOSE 6X12 | 1.400 | M | | | | | | | | | | | | | | | | | | | | | | | | | | | | | | | | | | | | | | | | | | | | | | | | | | | | | | | | | | | | | | | | | | | | | | | | | | | | | | | | | | |
| VI1220A1 | 4,2X12 TCB SELF-TAPPING SCREW | 3 | PZ | | | | | | | | | | | | | | | | | | | | | | | | | | | | | | | | | | | | | | | | | | | | | | | | | | | | | | | | | | | | | | | | | | | | | | | | | | | | | | | | | | |
| VL1019A0 | VIBRATION PUMP | 1 | PZ | | | | | | | | | | | | | | | | | | | | | | | | | | | | | | | | | | | | | | | | | | | | | | | | | | | | | | | | | | | | | | | | | | | | | | | | | | | | | | | | | | |
| VL1047A1 | D6 PIPE HOLDER - D8 J.G. TERMINAL | 1 | PZ | | | | | | | | | | | | | | | | | | | | | | | | | | | | | | | | | | | | | | | | | | | | | | | | | | | | | | | | | | | | | | | | | | | | | | | | | | | | | | | | | | |
| VL1054B0 | ONE WASHING SYSTEM INLET DISTRIBUTOR | 1 | PZ | | | | | | | | | | | | | | | | | | | | | | | | | | | | | | | | | | | | | | | | | | | | | | | | | | | | | | | | | | | | | | | | | | | | | | | | | | | | | | | | | | |
| VL1065A1 | 1/4 MALE N.O. PRESSURE SWITCH | 1 | PZ | | | | | | | | | | | | | | | | | | | | | | | | | | | | | | | | | | | | | | | | | | | | | | | | | | | | | | | | | | | | | | | | | | | | | | | | | | | | | | | | | | |
| VL1102A1 | DETERGENT LINE FILTER + BARBED VNR 6 MM | 1 | PZ | | | | | | | | | | | | | | | | | | | | | | | | | | | | | | | | | | | | | | | | | | | | | | | | | | | | | | | | | | | | | | | | | | | | | | | | | | | | | | | | | | |
| VL1128A1 | D6 BARBED CHECK VALVE | 2 | PZ | | | | | | | | | | | | | | | | | | | | | | | | | | | | | | | | | | | | | | | | | | | | | | | | | | | | | | | | | | | | | | | | | | | | | | | | | | | | | | | | | | |

| COMPONENT | | | SPARE PART | | | | | | | | | | | | | | | | | | | | | | | | | | | | | | | | | | | | | | | | | | | | | | | | | | | | | | | | | | | | | | | | | | |
|-----------|---|---|------------|--------------------------------------|---|------|-------------|-----|-----|----------|--------------------------|---|----|----------|---------------------------|---|----|----------|---|---|----|----------|---------------------------------|---|----|----------|-------------------------------|---|----|----------|--------------------|----|----|----------|--------------|---|----|----------|---------------------|---|----|----------|-----------------|---|----|----------|---|---|----|----------|-----------------------------------|-------|---|----------|---|-------|---|----------|--------------------------------|---|----|----------|----------------|---|----|----------|-----------------------------------|---|----|
| Code | Description | Image | Code | Description | Components list | | | | | | | | | | | | | | | | | | | | | | | | | | | | | | | | | | | | | | | | | | | | | | | | | | | | | | | | | | | | | | | | |
| VL1166A | BB6-AR6 L FITTING |  | KVL1213A | US PLUS COMPACT WASHING SYSTEM KIT | <table border="1"> <thead> <tr> <th>Code</th> <th>Description</th> <th>Qty</th> <th>UOM</th> </tr> </thead> <tbody> <tr> <td>VL1165A0</td> <td>BB6-AR6 STRAIGHT FITTING</td> <td>1</td> <td>PZ</td> </tr> <tr> <td>VL1166A0</td> <td>BB6-AR6 L FITTING</td> <td>3</td> <td>PZ</td> </tr> <tr> <td>VL1174C0</td> <td>D1.2 MM CALIBRATED NOZZLE</td> <td>1</td> <td>PZ</td> </tr> <tr> <td>VL1185A0</td> <td>2 WAYS PLUS WASHING DISTRIBUTOR</td> <td>1</td> <td>PZ</td> </tr> <tr> <td>VM2172A0</td> <td>PUMP-WITH-RCUIT LOCKING PIN</td> <td>6</td> <td>PZ</td> </tr> </tbody> </table> | Code | Description | Qty | UOM | VL1165A0 | BB6-AR6 STRAIGHT FITTING | 1 | PZ | VL1166A0 | BB6-AR6 L FITTING | 3 | PZ | VL1174C0 | D1.2 MM CALIBRATED NOZZLE | 1 | PZ | VL1185A0 | 2 WAYS PLUS WASHING DISTRIBUTOR | 1 | PZ | VM2172A0 | PUMP-WITH-RCUIT LOCKING PIN | 6 | PZ | | | | | | | | | | | | | | | | | | | | | | | | | | | | | | | | | | | | | | | | |
| Code | Description | Qty | UOM | | | | | | | | | | | | | | | | | | | | | | | | | | | | | | | | | | | | | | | | | | | | | | | | | | | | | | | | | | | | | | | | | | |
| VL1165A0 | BB6-AR6 STRAIGHT FITTING | 1 | PZ | | | | | | | | | | | | | | | | | | | | | | | | | | | | | | | | | | | | | | | | | | | | | | | | | | | | | | | | | | | | | | | | | | |
| VL1166A0 | BB6-AR6 L FITTING | 3 | PZ | | | | | | | | | | | | | | | | | | | | | | | | | | | | | | | | | | | | | | | | | | | | | | | | | | | | | | | | | | | | | | | | | | |
| VL1174C0 | D1.2 MM CALIBRATED NOZZLE | 1 | PZ | | | | | | | | | | | | | | | | | | | | | | | | | | | | | | | | | | | | | | | | | | | | | | | | | | | | | | | | | | | | | | | | | | |
| VL1185A0 | 2 WAYS PLUS WASHING DISTRIBUTOR | 1 | PZ | | | | | | | | | | | | | | | | | | | | | | | | | | | | | | | | | | | | | | | | | | | | | | | | | | | | | | | | | | | | | | | | | | |
| VM2172A0 | PUMP-WITH-RCUIT LOCKING PIN | 6 | PZ | | | | | | | | | | | | | | | | | | | | | | | | | | | | | | | | | | | | | | | | | | | | | | | | | | | | | | | | | | | | | | | | | | |
| | | | KVL1212A | EUR COMPACT PLUS CLEANING SYSTEM KIT | <table border="1"> <thead> <tr> <th>Code</th> <th>Description</th> <th>Qty</th> <th>UOM</th> </tr> </thead> <tbody> <tr> <td>0H2428A0</td> <td></td> <td>1</td> <td>PZ</td> </tr> <tr> <td>EL1440A0</td> <td>WATER SELF CLEANING VALVE</td> <td>3</td> <td>PZ</td> </tr> <tr> <td>GN1312A0</td> <td>RUBBER CABLE-PASSI NG DE=26 DI=15 SP=10</td> <td>1</td> <td>PZ</td> </tr> <tr> <td>GN1526A0</td> <td>INT. D.=6.9 TH=1.8 O-RIN</td> <td>7</td> <td>PZ</td> </tr> <tr> <td>RC1018A0</td> <td>ZINC PLATED D12 ELASTIC CLAMP</td> <td>3</td> <td>PZ</td> </tr> <tr> <td>RC1019A0</td> <td>D=10 ELASTIC CLAMP</td> <td>14</td> <td>PZ</td> </tr> <tr> <td>RC1130A0</td> <td>130X2,6 CLAM</td> <td>1</td> <td>PZ</td> </tr> <tr> <td>RC1131A0</td> <td>200X2.6 BLACK CLAMP</td> <td>1</td> <td>PZ</td> </tr> <tr> <td>RC1242A0</td> <td>D=10 CLOSED CAP</td> <td>2</td> <td>PZ</td> </tr> <tr> <td>RC1356A0</td> <td>"STRAIGHT THREADED FEMALE END 8X1/4" BS</td> <td>1</td> <td>PZ</td> </tr> <tr> <td>TB2820A0</td> <td>6X10 EPDM PIPE FOR WASHING SYSTEM</td> <td>1.340</td> <td>M</td> </tr> <tr> <td>TB3132A0</td> <td>WHITE-BLUE EPDM TEXTILE BRAID HOSE 6X12</td> <td>1.400</td> <td>M</td> </tr> <tr> <td>V11220A1</td> <td>4,2X12 TCB SELF-TAPPIN G SCREW</td> <td>3</td> <td>PZ</td> </tr> <tr> <td>VL1019A0</td> <td>VIBRATION PUMP</td> <td>1</td> <td>PZ</td> </tr> <tr> <td>VL1047A1</td> <td>D6 PIPE HOLDER - D8 J.G. TERMINAL</td> <td>1</td> <td>PZ</td> </tr> </tbody> </table> | Code | Description | Qty | UOM | 0H2428A0 | | 1 | PZ | EL1440A0 | WATER SELF CLEANING VALVE | 3 | PZ | GN1312A0 | RUBBER CABLE-PASSI NG DE=26 DI=15 SP=10 | 1 | PZ | GN1526A0 | INT. D.=6.9 TH=1.8 O-RIN | 7 | PZ | RC1018A0 | ZINC PLATED D12 ELASTIC CLAMP | 3 | PZ | RC1019A0 | D=10 ELASTIC CLAMP | 14 | PZ | RC1130A0 | 130X2,6 CLAM | 1 | PZ | RC1131A0 | 200X2.6 BLACK CLAMP | 1 | PZ | RC1242A0 | D=10 CLOSED CAP | 2 | PZ | RC1356A0 | "STRAIGHT THREADED FEMALE END 8X1/4" BS | 1 | PZ | TB2820A0 | 6X10 EPDM PIPE FOR WASHING SYSTEM | 1.340 | M | TB3132A0 | WHITE-BLUE EPDM TEXTILE BRAID HOSE 6X12 | 1.400 | M | V11220A1 | 4,2X12 TCB SELF-TAPPIN G SCREW | 3 | PZ | VL1019A0 | VIBRATION PUMP | 1 | PZ | VL1047A1 | D6 PIPE HOLDER - D8 J.G. TERMINAL | 1 | PZ |
| Code | Description | Qty | UOM | | | | | | | | | | | | | | | | | | | | | | | | | | | | | | | | | | | | | | | | | | | | | | | | | | | | | | | | | | | | | | | | | | |
| 0H2428A0 | | 1 | PZ | | | | | | | | | | | | | | | | | | | | | | | | | | | | | | | | | | | | | | | | | | | | | | | | | | | | | | | | | | | | | | | | | | |
| EL1440A0 | WATER SELF CLEANING VALVE | 3 | PZ | | | | | | | | | | | | | | | | | | | | | | | | | | | | | | | | | | | | | | | | | | | | | | | | | | | | | | | | | | | | | | | | | | |
| GN1312A0 | RUBBER CABLE-PASSI NG DE=26 DI=15 SP=10 | 1 | PZ | | | | | | | | | | | | | | | | | | | | | | | | | | | | | | | | | | | | | | | | | | | | | | | | | | | | | | | | | | | | | | | | | | |
| GN1526A0 | INT. D.=6.9 TH=1.8 O-RIN | 7 | PZ | | | | | | | | | | | | | | | | | | | | | | | | | | | | | | | | | | | | | | | | | | | | | | | | | | | | | | | | | | | | | | | | | | |
| RC1018A0 | ZINC PLATED D12 ELASTIC CLAMP | 3 | PZ | | | | | | | | | | | | | | | | | | | | | | | | | | | | | | | | | | | | | | | | | | | | | | | | | | | | | | | | | | | | | | | | | | |
| RC1019A0 | D=10 ELASTIC CLAMP | 14 | PZ | | | | | | | | | | | | | | | | | | | | | | | | | | | | | | | | | | | | | | | | | | | | | | | | | | | | | | | | | | | | | | | | | | |
| RC1130A0 | 130X2,6 CLAM | 1 | PZ | | | | | | | | | | | | | | | | | | | | | | | | | | | | | | | | | | | | | | | | | | | | | | | | | | | | | | | | | | | | | | | | | | |
| RC1131A0 | 200X2.6 BLACK CLAMP | 1 | PZ | | | | | | | | | | | | | | | | | | | | | | | | | | | | | | | | | | | | | | | | | | | | | | | | | | | | | | | | | | | | | | | | | | |
| RC1242A0 | D=10 CLOSED CAP | 2 | PZ | | | | | | | | | | | | | | | | | | | | | | | | | | | | | | | | | | | | | | | | | | | | | | | | | | | | | | | | | | | | | | | | | | |
| RC1356A0 | "STRAIGHT THREADED FEMALE END 8X1/4" BS | 1 | PZ | | | | | | | | | | | | | | | | | | | | | | | | | | | | | | | | | | | | | | | | | | | | | | | | | | | | | | | | | | | | | | | | | | |
| TB2820A0 | 6X10 EPDM PIPE FOR WASHING SYSTEM | 1.340 | M | | | | | | | | | | | | | | | | | | | | | | | | | | | | | | | | | | | | | | | | | | | | | | | | | | | | | | | | | | | | | | | | | | |
| TB3132A0 | WHITE-BLUE EPDM TEXTILE BRAID HOSE 6X12 | 1.400 | M | | | | | | | | | | | | | | | | | | | | | | | | | | | | | | | | | | | | | | | | | | | | | | | | | | | | | | | | | | | | | | | | | | |
| V11220A1 | 4,2X12 TCB SELF-TAPPIN G SCREW | 3 | PZ | | | | | | | | | | | | | | | | | | | | | | | | | | | | | | | | | | | | | | | | | | | | | | | | | | | | | | | | | | | | | | | | | | |
| VL1019A0 | VIBRATION PUMP | 1 | PZ | | | | | | | | | | | | | | | | | | | | | | | | | | | | | | | | | | | | | | | | | | | | | | | | | | | | | | | | | | | | | | | | | | |
| VL1047A1 | D6 PIPE HOLDER - D8 J.G. TERMINAL | 1 | PZ | | | | | | | | | | | | | | | | | | | | | | | | | | | | | | | | | | | | | | | | | | | | | | | | | | | | | | | | | | | | | | | | | | |

| COMPONENT | | | SPARE PART | | | | | | | | | | | | | | | | | | | | | | | | | | | | | | | | | | | | | | | | | | | | | | | | | | |
|-----------|---|---|------------|--|--|------|-------------|-----|-----|----------|-----------------------------------|---|----|----------|-------------------------------|---|----|----------|---|---|----|----------|-------------------------------|---|----|----------|--------------------------|----|----|----------|-------------------|---|----|----------|---------------------------|---|----|----------|-----------------------------------|-------|----|----------|---|-------|----|----------|--------------------------------|---|----|----------|----------------|---|----|
| Code | Description | Image | Code | Description | Components list | | | | | | | | | | | | | | | | | | | | | | | | | | | | | | | | | | | | | | | | | | | | | | | | |
| VL1166A | BB6-AR6 L FITTING |  | KVL1212A | EUR COMPACT PLUS CLEANING SYSTEM KIT | <table border="1"> <thead> <tr> <th>Code</th> <th>Description</th> <th>Qty</th> <th>UOM</th> </tr> </thead> <tbody> <tr> <td>VL1054B0</td> <td>ONE WASHING SYS INLET DISTRIBUTOR</td> <td>1</td> <td>PZ</td> </tr> <tr> <td>VL1065A1</td> <td>1/4 MALE N.O. PRESSURE SWITCH</td> <td>1</td> <td>PZ</td> </tr> <tr> <td>VL1102A1</td> <td>DETERGENT LINE FILTER + BARBED VNR 6 MM</td> <td>1</td> <td>PZ</td> </tr> <tr> <td>VL1128A1</td> <td>D6 BARBED CHECK VALVE</td> <td>2</td> <td>PZ</td> </tr> <tr> <td>VL1165A0</td> <td>BB6-AR6 STRAIGHT FITTING</td> <td>1</td> <td>PZ</td> </tr> <tr> <td>VL1166A0</td> <td>BB6-AR6 L FITTING</td> <td>3</td> <td>PZ</td> </tr> <tr> <td>VL1174C0</td> <td>D1.2 MM CALIBRATED NOZZLE</td> <td>1</td> <td>PZ</td> </tr> <tr> <td>VL1185A0</td> <td>2 WAYS PLUS WASHING DISTRIBUTOR</td> <td>1</td> <td>PZ</td> </tr> <tr> <td>VM2172A0</td> <td>PUMP-WITH-RCUIT LOCKING PIN</td> <td>6</td> <td>PZ</td> </tr> </tbody> </table> | Code | Description | Qty | UOM | VL1054B0 | ONE WASHING SYS INLET DISTRIBUTOR | 1 | PZ | VL1065A1 | 1/4 MALE N.O. PRESSURE SWITCH | 1 | PZ | VL1102A1 | DETERGENT LINE FILTER + BARBED VNR 6 MM | 1 | PZ | VL1128A1 | D6 BARBED CHECK VALVE | 2 | PZ | VL1165A0 | BB6-AR6 STRAIGHT FITTING | 1 | PZ | VL1166A0 | BB6-AR6 L FITTING | 3 | PZ | VL1174C0 | D1.2 MM CALIBRATED NOZZLE | 1 | PZ | VL1185A0 | 2 WAYS PLUS WASHING DISTRIBUTOR | 1 | PZ | VM2172A0 | PUMP-WITH-RCUIT LOCKING PIN | 6 | PZ | | | | | | | | |
| Code | Description | Qty | UOM | | | | | | | | | | | | | | | | | | | | | | | | | | | | | | | | | | | | | | | | | | | | | | | | | | |
| VL1054B0 | ONE WASHING SYS INLET DISTRIBUTOR | 1 | PZ | | | | | | | | | | | | | | | | | | | | | | | | | | | | | | | | | | | | | | | | | | | | | | | | | | |
| VL1065A1 | 1/4 MALE N.O. PRESSURE SWITCH | 1 | PZ | | | | | | | | | | | | | | | | | | | | | | | | | | | | | | | | | | | | | | | | | | | | | | | | | | |
| VL1102A1 | DETERGENT LINE FILTER + BARBED VNR 6 MM | 1 | PZ | | | | | | | | | | | | | | | | | | | | | | | | | | | | | | | | | | | | | | | | | | | | | | | | | | |
| VL1128A1 | D6 BARBED CHECK VALVE | 2 | PZ | | | | | | | | | | | | | | | | | | | | | | | | | | | | | | | | | | | | | | | | | | | | | | | | | | |
| VL1165A0 | BB6-AR6 STRAIGHT FITTING | 1 | PZ | | | | | | | | | | | | | | | | | | | | | | | | | | | | | | | | | | | | | | | | | | | | | | | | | | |
| VL1166A0 | BB6-AR6 L FITTING | 3 | PZ | | | | | | | | | | | | | | | | | | | | | | | | | | | | | | | | | | | | | | | | | | | | | | | | | | |
| VL1174C0 | D1.2 MM CALIBRATED NOZZLE | 1 | PZ | | | | | | | | | | | | | | | | | | | | | | | | | | | | | | | | | | | | | | | | | | | | | | | | | | |
| VL1185A0 | 2 WAYS PLUS WASHING DISTRIBUTOR | 1 | PZ | | | | | | | | | | | | | | | | | | | | | | | | | | | | | | | | | | | | | | | | | | | | | | | | | | |
| VM2172A0 | PUMP-WITH-RCUIT LOCKING PIN | 6 | PZ | | | | | | | | | | | | | | | | | | | | | | | | | | | | | | | | | | | | | | | | | | | | | | | | | | |
| | | | KVL1211A | ONE COMPACT AND 0523-EP WASH. SYSTEM KIT | <table border="1"> <thead> <tr> <th>Code</th> <th>Description</th> <th>Qty</th> <th>UOM</th> </tr> </thead> <tbody> <tr> <td>0H2427A0</td> <td></td> <td>1</td> <td>PZ</td> </tr> <tr> <td>EL1440A0</td> <td>WATER SELF CLEANING VALVE</td> <td>1</td> <td>PZ</td> </tr> <tr> <td>GN1526A0</td> <td>INT. D.=6.9 TH=1.8 O-RING</td> <td>3</td> <td>PZ</td> </tr> <tr> <td>RC1018A0</td> <td>ZINC PLATED D12 ELASTIC CLAMP</td> <td>2</td> <td>PZ</td> </tr> <tr> <td>RC1019A0</td> <td>D=10 ELASTIC CLAMP</td> <td>14</td> <td>PZ</td> </tr> <tr> <td>RC1130A0</td> <td>130X2,6 CLAM</td> <td>1</td> <td>PZ</td> </tr> <tr> <td>RC1242A0</td> <td>D=10 CLOSED CAP</td> <td>2</td> <td>PZ</td> </tr> <tr> <td>TB2820A0</td> <td>6X10 EPDM PIPE FOR WASHING SYSTEM</td> <td>1.290</td> <td>M</td> </tr> <tr> <td>TB3132A0</td> <td>WHITE-BLUE EPDM TEXTILE BRAID HOSE 6X12</td> <td>0.670</td> <td>M</td> </tr> <tr> <td>VI1220A1</td> <td>4,2X12 TCB SELF-TAPPIN G SCREW</td> <td>4</td> <td>PZ</td> </tr> <tr> <td>VL1019A0</td> <td>VIBRATION PUMP</td> <td>1</td> <td>PZ</td> </tr> </tbody> </table> | Code | Description | Qty | UOM | 0H2427A0 | | 1 | PZ | EL1440A0 | WATER SELF CLEANING VALVE | 1 | PZ | GN1526A0 | INT. D.=6.9 TH=1.8 O-RING | 3 | PZ | RC1018A0 | ZINC PLATED D12 ELASTIC CLAMP | 2 | PZ | RC1019A0 | D=10 ELASTIC CLAMP | 14 | PZ | RC1130A0 | 130X2,6 CLAM | 1 | PZ | RC1242A0 | D=10 CLOSED CAP | 2 | PZ | TB2820A0 | 6X10 EPDM PIPE FOR WASHING SYSTEM | 1.290 | M | TB3132A0 | WHITE-BLUE EPDM TEXTILE BRAID HOSE 6X12 | 0.670 | M | VI1220A1 | 4,2X12 TCB SELF-TAPPIN G SCREW | 4 | PZ | VL1019A0 | VIBRATION PUMP | 1 | PZ |
| Code | Description | Qty | UOM | | | | | | | | | | | | | | | | | | | | | | | | | | | | | | | | | | | | | | | | | | | | | | | | | | |
| 0H2427A0 | | 1 | PZ | | | | | | | | | | | | | | | | | | | | | | | | | | | | | | | | | | | | | | | | | | | | | | | | | | |
| EL1440A0 | WATER SELF CLEANING VALVE | 1 | PZ | | | | | | | | | | | | | | | | | | | | | | | | | | | | | | | | | | | | | | | | | | | | | | | | | | |
| GN1526A0 | INT. D.=6.9 TH=1.8 O-RING | 3 | PZ | | | | | | | | | | | | | | | | | | | | | | | | | | | | | | | | | | | | | | | | | | | | | | | | | | |
| RC1018A0 | ZINC PLATED D12 ELASTIC CLAMP | 2 | PZ | | | | | | | | | | | | | | | | | | | | | | | | | | | | | | | | | | | | | | | | | | | | | | | | | | |
| RC1019A0 | D=10 ELASTIC CLAMP | 14 | PZ | | | | | | | | | | | | | | | | | | | | | | | | | | | | | | | | | | | | | | | | | | | | | | | | | | |
| RC1130A0 | 130X2,6 CLAM | 1 | PZ | | | | | | | | | | | | | | | | | | | | | | | | | | | | | | | | | | | | | | | | | | | | | | | | | | |
| RC1242A0 | D=10 CLOSED CAP | 2 | PZ | | | | | | | | | | | | | | | | | | | | | | | | | | | | | | | | | | | | | | | | | | | | | | | | | | |
| TB2820A0 | 6X10 EPDM PIPE FOR WASHING SYSTEM | 1.290 | M | | | | | | | | | | | | | | | | | | | | | | | | | | | | | | | | | | | | | | | | | | | | | | | | | | |
| TB3132A0 | WHITE-BLUE EPDM TEXTILE BRAID HOSE 6X12 | 0.670 | M | | | | | | | | | | | | | | | | | | | | | | | | | | | | | | | | | | | | | | | | | | | | | | | | | | |
| VI1220A1 | 4,2X12 TCB SELF-TAPPIN G SCREW | 4 | PZ | | | | | | | | | | | | | | | | | | | | | | | | | | | | | | | | | | | | | | | | | | | | | | | | | | |
| VL1019A0 | VIBRATION PUMP | 1 | PZ | | | | | | | | | | | | | | | | | | | | | | | | | | | | | | | | | | | | | | | | | | | | | | | | | | |



| COMPONENT | | | SPARE PART | | | | | | | | | | | | | | | | | | | | | | | | | | | | | | | | | | | | | | | | | | | | | | |
|-----------|---|---|------------|--|---|------|-------------|-----|-----|----------|-----------------------------------|---|----|----------|-----------------------------------|---|----|----------|---|---|----|----------|--------------------------|---|----|----------|-------------------------------|----|----|----------|--------------------|----|----|----------|---------------------------|---|----|----------|-------------------------------------|---|----|----------|--------------------------------|---|----|----------|---|---|----|
| Code | Description | Image | Code | Description | Components list | | | | | | | | | | | | | | | | | | | | | | | | | | | | | | | | | | | | | | | | | | | | |
| VL1166A | BB6-AR6 L FITTING |  | KVL1211A | ONE COMPACT AND 0523-EP WASH. SYSTEM KIT | <table border="1"> <thead> <tr> <th>Code</th> <th>Description</th> <th>Qty</th> <th>UOM</th> </tr> </thead> <tbody> <tr> <td>VL1047A1</td> <td>D6 PIPE HOLDER - D8 J.G. TERMINAL</td> <td>1</td> <td>PZ</td> </tr> <tr> <td>VL1054B0</td> <td>ONE WASHING SYS INLET DISTRIBUTOR</td> <td>1</td> <td>PZ</td> </tr> <tr> <td>VL1102A1</td> <td>DETERGENT LINE FILTER + BARBED VNR 6 MM</td> <td>1</td> <td>PZ</td> </tr> <tr> <td>VL1128A1</td> <td>D6 BARBED CHECK VALVE</td> <td>2</td> <td>PZ</td> </tr> <tr> <td>VL1165A0</td> <td>BB6-AR6 STRAIGHT FITTING</td> <td>1</td> <td>PZ</td> </tr> <tr> <td>VL1166A0</td> <td>BB6-AR6 L FITTING</td> <td>1</td> <td>PZ</td> </tr> <tr> <td>VL1174C0</td> <td>D1.2 MM CALIBRATED NOZZLE</td> <td>1</td> <td>PZ</td> </tr> <tr> <td>VL1191A0</td> <td>ONE WASHING DISTRIBUTOR OUTLETS KIT</td> <td>1</td> <td>PZ</td> </tr> <tr> <td>VM2172A0</td> <td>PUMP-WITH-CI RCUIT LOCKING PIN</td> <td>3</td> <td>PZ</td> </tr> </tbody> </table> | Code | Description | Qty | UOM | VL1047A1 | D6 PIPE HOLDER - D8 J.G. TERMINAL | 1 | PZ | VL1054B0 | ONE WASHING SYS INLET DISTRIBUTOR | 1 | PZ | VL1102A1 | DETERGENT LINE FILTER + BARBED VNR 6 MM | 1 | PZ | VL1128A1 | D6 BARBED CHECK VALVE | 2 | PZ | VL1165A0 | BB6-AR6 STRAIGHT FITTING | 1 | PZ | VL1166A0 | BB6-AR6 L FITTING | 1 | PZ | VL1174C0 | D1.2 MM CALIBRATED NOZZLE | 1 | PZ | VL1191A0 | ONE WASHING DISTRIBUTOR OUTLETS KIT | 1 | PZ | VM2172A0 | PUMP-WITH-CI RCUIT LOCKING PIN | 3 | PZ | | | | |
| Code | Description | Qty | UOM | | | | | | | | | | | | | | | | | | | | | | | | | | | | | | | | | | | | | | | | | | | | | | |
| VL1047A1 | D6 PIPE HOLDER - D8 J.G. TERMINAL | 1 | PZ | | | | | | | | | | | | | | | | | | | | | | | | | | | | | | | | | | | | | | | | | | | | | | |
| VL1054B0 | ONE WASHING SYS INLET DISTRIBUTOR | 1 | PZ | | | | | | | | | | | | | | | | | | | | | | | | | | | | | | | | | | | | | | | | | | | | | | |
| VL1102A1 | DETERGENT LINE FILTER + BARBED VNR 6 MM | 1 | PZ | | | | | | | | | | | | | | | | | | | | | | | | | | | | | | | | | | | | | | | | | | | | | | |
| VL1128A1 | D6 BARBED CHECK VALVE | 2 | PZ | | | | | | | | | | | | | | | | | | | | | | | | | | | | | | | | | | | | | | | | | | | | | | |
| VL1165A0 | BB6-AR6 STRAIGHT FITTING | 1 | PZ | | | | | | | | | | | | | | | | | | | | | | | | | | | | | | | | | | | | | | | | | | | | | | |
| VL1166A0 | BB6-AR6 L FITTING | 1 | PZ | | | | | | | | | | | | | | | | | | | | | | | | | | | | | | | | | | | | | | | | | | | | | | |
| VL1174C0 | D1.2 MM CALIBRATED NOZZLE | 1 | PZ | | | | | | | | | | | | | | | | | | | | | | | | | | | | | | | | | | | | | | | | | | | | | | |
| VL1191A0 | ONE WASHING DISTRIBUTOR OUTLETS KIT | 1 | PZ | | | | | | | | | | | | | | | | | | | | | | | | | | | | | | | | | | | | | | | | | | | | | | |
| VM2172A0 | PUMP-WITH-CI RCUIT LOCKING PIN | 3 | PZ | | | | | | | | | | | | | | | | | | | | | | | | | | | | | | | | | | | | | | | | | | | | | | |
| | | | KVL1209A | US PLUS 3 ROTOR ARMS WASHING SYSTEM KIT | <table border="1"> <thead> <tr> <th>Code</th> <th>Description</th> <th>Qty</th> <th>UOM</th> </tr> </thead> <tbody> <tr> <td>0H2354A0</td> <td>XEVC-XEVL WASHING CIRCUIT PLAT</td> <td>1</td> <td>PZ</td> </tr> <tr> <td>0H2411A0</td> <td></td> <td>1</td> <td>PZ</td> </tr> <tr> <td>EL1450A0</td> <td>US SELF-CLEANIN G WATER SOLENOID</td> <td>4</td> <td>PZ</td> </tr> <tr> <td>GN1526A0</td> <td>INT. D.=6.9 TH=1.8 O-RIN</td> <td>9</td> <td>PZ</td> </tr> <tr> <td>RC1018A0</td> <td>ZINC PLATED D12 ELASTIC CLAMP</td> <td>13</td> <td>PZ</td> </tr> <tr> <td>RC1019A0</td> <td>D=10 ELASTIC CLAMP</td> <td>15</td> <td>PZ</td> </tr> <tr> <td>RC1130A0</td> <td>130X2.6 CLAM</td> <td>1</td> <td>PZ</td> </tr> <tr> <td>RC1131A0</td> <td>200X2.6 BLACK CLAMP</td> <td>3</td> <td>PZ</td> </tr> <tr> <td>RC1242A0</td> <td>D=10 CLOSED CAP</td> <td>2</td> <td>PZ</td> </tr> <tr> <td>RC1356A0</td> <td>"STRAIGHT THREADED FEMALE END 8X1/4" BS</td> <td>1</td> <td>PZ</td> </tr> </tbody> </table> | Code | Description | Qty | UOM | 0H2354A0 | XEVC-XEVL WASHING CIRCUIT PLAT | 1 | PZ | 0H2411A0 | | 1 | PZ | EL1450A0 | US SELF-CLEANIN G WATER SOLENOID | 4 | PZ | GN1526A0 | INT. D.=6.9 TH=1.8 O-RIN | 9 | PZ | RC1018A0 | ZINC PLATED D12 ELASTIC CLAMP | 13 | PZ | RC1019A0 | D=10 ELASTIC CLAMP | 15 | PZ | RC1130A0 | 130X2.6 CLAM | 1 | PZ | RC1131A0 | 200X2.6 BLACK CLAMP | 3 | PZ | RC1242A0 | D=10 CLOSED CAP | 2 | PZ | RC1356A0 | "STRAIGHT THREADED FEMALE END 8X1/4" BS | 1 | PZ |
| Code | Description | Qty | UOM | | | | | | | | | | | | | | | | | | | | | | | | | | | | | | | | | | | | | | | | | | | | | | |
| 0H2354A0 | XEVC-XEVL WASHING CIRCUIT PLAT | 1 | PZ | | | | | | | | | | | | | | | | | | | | | | | | | | | | | | | | | | | | | | | | | | | | | | |
| 0H2411A0 | | 1 | PZ | | | | | | | | | | | | | | | | | | | | | | | | | | | | | | | | | | | | | | | | | | | | | | |
| EL1450A0 | US SELF-CLEANIN G WATER SOLENOID | 4 | PZ | | | | | | | | | | | | | | | | | | | | | | | | | | | | | | | | | | | | | | | | | | | | | | |
| GN1526A0 | INT. D.=6.9 TH=1.8 O-RIN | 9 | PZ | | | | | | | | | | | | | | | | | | | | | | | | | | | | | | | | | | | | | | | | | | | | | | |
| RC1018A0 | ZINC PLATED D12 ELASTIC CLAMP | 13 | PZ | | | | | | | | | | | | | | | | | | | | | | | | | | | | | | | | | | | | | | | | | | | | | | |
| RC1019A0 | D=10 ELASTIC CLAMP | 15 | PZ | | | | | | | | | | | | | | | | | | | | | | | | | | | | | | | | | | | | | | | | | | | | | | |
| RC1130A0 | 130X2.6 CLAM | 1 | PZ | | | | | | | | | | | | | | | | | | | | | | | | | | | | | | | | | | | | | | | | | | | | | | |
| RC1131A0 | 200X2.6 BLACK CLAMP | 3 | PZ | | | | | | | | | | | | | | | | | | | | | | | | | | | | | | | | | | | | | | | | | | | | | | |
| RC1242A0 | D=10 CLOSED CAP | 2 | PZ | | | | | | | | | | | | | | | | | | | | | | | | | | | | | | | | | | | | | | | | | | | | | | |
| RC1356A0 | "STRAIGHT THREADED FEMALE END 8X1/4" BS | 1 | PZ | | | | | | | | | | | | | | | | | | | | | | | | | | | | | | | | | | | | | | | | | | | | | | |



| COMPONENT | | | SPARE PART | | | | | | | | | | | | | | | | | | | | | | | | | | | | | | | | | | | | | | | | | | | | | | | | | | | | | | | | | | | | | | | | | | | | | | | | | | | | | | | | | | |
|-----------|---|---|------------|---|--|------|-------------|-----|-----|----------|-----------------------------------|-------|---|----------|---|-------|---|----------|-------------------------------|---|----|----------|----------------|---|----|----------|-------------------------------|---|----|----------|---|---|----|----------|-----------------------------|---|----|----------|-----------------------|---|----|----------|--------------------------|---|----|----------|-------------------|---|----|----------|--|---|----|----------|--|---|----|----------|---------------------------------------|---|----|----------|---------------------------|---|----|----------|---------------------------------|---|----|----------|---------------------------------|---|----|----------|---------------------------------------|---|----|----------|------------------------------------|---|----|----------|----------------------------------|---|----|
| Code | Description | Image | Code | Description | Components list | | | | | | | | | | | | | | | | | | | | | | | | | | | | | | | | | | | | | | | | | | | | | | | | | | | | | | | | | | | | | | | | | | | | | | | | | | | | | | | | |
| VL1166A | BB6-AR6 L FITTING |  | KVL1209A | US PLUS 3 ROTOR ARMS WASHING SYSTEM KIT | <table border="1"> <thead> <tr> <th>Code</th> <th>Description</th> <th>Qty</th> <th>UOM</th> </tr> </thead> <tbody> <tr> <td>TB2820A0</td> <td>6X10 EPDM PIPE FOR WASHING SYSTEM</td> <td>2.750</td> <td>M</td> </tr> <tr> <td>TB3132A0</td> <td>WHITE-BLUE EPDM TEXTILE BRAID HOSE 6X12</td> <td>1.980</td> <td>M</td> </tr> <tr> <td>VI1220A1</td> <td>4,2X12 TCB SELF-TAPPING SCREW</td> <td>3</td> <td>PZ</td> </tr> <tr> <td>VL1019A0</td> <td>VIBRATION PUMP</td> <td>1</td> <td>PZ</td> </tr> <tr> <td>VL1065A1</td> <td>1/4 MALE N.O. PRESSURE SWITCH</td> <td>1</td> <td>PZ</td> </tr> <tr> <td>VL1102A1</td> <td>DETERGENT LINE FILTER + BARBED VNR 6 MM</td> <td>1</td> <td>PZ</td> </tr> <tr> <td>VL1127A1</td> <td>6MM BARBED T-SHAPED FITTING</td> <td>2</td> <td>PZ</td> </tr> <tr> <td>VL1128A1</td> <td>D6 BARBED CHECK VALVE</td> <td>3</td> <td>PZ</td> </tr> <tr> <td>VL1165A0</td> <td>BB6-AR6 STRAIGHT FITTING</td> <td>1</td> <td>PZ</td> </tr> <tr> <td>VL1166A0</td> <td>BB6-AR6 L FITTING</td> <td>4</td> <td>PZ</td> </tr> <tr> <td>VL1167A0</td> <td></td> <td>1</td> <td>PZ</td> </tr> <tr> <td>VL1167A1</td> <td></td> <td>1</td> <td>PZ</td> </tr> <tr> <td>VL1167A2</td> <td>GN21 3 ROTOR ARMS B-B FLOW RESTRICTOR</td> <td>1</td> <td>PZ</td> </tr> <tr> <td>VL1174C0</td> <td>D1.2 MM CALIBRATED NOZZLE</td> <td>1</td> <td>PZ</td> </tr> <tr> <td>VL1185A0</td> <td>2 WAYS PLUS WASHING DISTRIBUTOR</td> <td>1</td> <td>PZ</td> </tr> <tr> <td>VL1186A0</td> <td>3 WAYS PLUS WASHING DISTRIBUTOR</td> <td>1</td> <td>PZ</td> </tr> <tr> <td>VL1190A0</td> <td>PLUS WASHING SYSTEM INLET DISTRIBUTOR</td> <td>1</td> <td>PZ</td> </tr> <tr> <td>VM1605A0</td> <td>CLIP TWIST LOCK DIAM. 10,2-12,7 MM</td> <td>6</td> <td>PZ</td> </tr> <tr> <td>VM2172A0</td> <td>PUMP-WITH-CLIP RCUIT LOCKING PIN</td> <td>9</td> <td>PZ</td> </tr> </tbody> </table> | Code | Description | Qty | UOM | TB2820A0 | 6X10 EPDM PIPE FOR WASHING SYSTEM | 2.750 | M | TB3132A0 | WHITE-BLUE EPDM TEXTILE BRAID HOSE 6X12 | 1.980 | M | VI1220A1 | 4,2X12 TCB SELF-TAPPING SCREW | 3 | PZ | VL1019A0 | VIBRATION PUMP | 1 | PZ | VL1065A1 | 1/4 MALE N.O. PRESSURE SWITCH | 1 | PZ | VL1102A1 | DETERGENT LINE FILTER + BARBED VNR 6 MM | 1 | PZ | VL1127A1 | 6MM BARBED T-SHAPED FITTING | 2 | PZ | VL1128A1 | D6 BARBED CHECK VALVE | 3 | PZ | VL1165A0 | BB6-AR6 STRAIGHT FITTING | 1 | PZ | VL1166A0 | BB6-AR6 L FITTING | 4 | PZ | VL1167A0 | | 1 | PZ | VL1167A1 | | 1 | PZ | VL1167A2 | GN21 3 ROTOR ARMS B-B FLOW RESTRICTOR | 1 | PZ | VL1174C0 | D1.2 MM CALIBRATED NOZZLE | 1 | PZ | VL1185A0 | 2 WAYS PLUS WASHING DISTRIBUTOR | 1 | PZ | VL1186A0 | 3 WAYS PLUS WASHING DISTRIBUTOR | 1 | PZ | VL1190A0 | PLUS WASHING SYSTEM INLET DISTRIBUTOR | 1 | PZ | VM1605A0 | CLIP TWIST LOCK DIAM. 10,2-12,7 MM | 6 | PZ | VM2172A0 | PUMP-WITH-CLIP RCUIT LOCKING PIN | 9 | PZ |
| Code | Description | Qty | UOM | | | | | | | | | | | | | | | | | | | | | | | | | | | | | | | | | | | | | | | | | | | | | | | | | | | | | | | | | | | | | | | | | | | | | | | | | | | | | | | | | | |
| TB2820A0 | 6X10 EPDM PIPE FOR WASHING SYSTEM | 2.750 | M | | | | | | | | | | | | | | | | | | | | | | | | | | | | | | | | | | | | | | | | | | | | | | | | | | | | | | | | | | | | | | | | | | | | | | | | | | | | | | | | | | |
| TB3132A0 | WHITE-BLUE EPDM TEXTILE BRAID HOSE 6X12 | 1.980 | M | | | | | | | | | | | | | | | | | | | | | | | | | | | | | | | | | | | | | | | | | | | | | | | | | | | | | | | | | | | | | | | | | | | | | | | | | | | | | | | | | | |
| VI1220A1 | 4,2X12 TCB SELF-TAPPING SCREW | 3 | PZ | | | | | | | | | | | | | | | | | | | | | | | | | | | | | | | | | | | | | | | | | | | | | | | | | | | | | | | | | | | | | | | | | | | | | | | | | | | | | | | | | | |
| VL1019A0 | VIBRATION PUMP | 1 | PZ | | | | | | | | | | | | | | | | | | | | | | | | | | | | | | | | | | | | | | | | | | | | | | | | | | | | | | | | | | | | | | | | | | | | | | | | | | | | | | | | | | |
| VL1065A1 | 1/4 MALE N.O. PRESSURE SWITCH | 1 | PZ | | | | | | | | | | | | | | | | | | | | | | | | | | | | | | | | | | | | | | | | | | | | | | | | | | | | | | | | | | | | | | | | | | | | | | | | | | | | | | | | | | |
| VL1102A1 | DETERGENT LINE FILTER + BARBED VNR 6 MM | 1 | PZ | | | | | | | | | | | | | | | | | | | | | | | | | | | | | | | | | | | | | | | | | | | | | | | | | | | | | | | | | | | | | | | | | | | | | | | | | | | | | | | | | | |
| VL1127A1 | 6MM BARBED T-SHAPED FITTING | 2 | PZ | | | | | | | | | | | | | | | | | | | | | | | | | | | | | | | | | | | | | | | | | | | | | | | | | | | | | | | | | | | | | | | | | | | | | | | | | | | | | | | | | | |
| VL1128A1 | D6 BARBED CHECK VALVE | 3 | PZ | | | | | | | | | | | | | | | | | | | | | | | | | | | | | | | | | | | | | | | | | | | | | | | | | | | | | | | | | | | | | | | | | | | | | | | | | | | | | | | | | | |
| VL1165A0 | BB6-AR6 STRAIGHT FITTING | 1 | PZ | | | | | | | | | | | | | | | | | | | | | | | | | | | | | | | | | | | | | | | | | | | | | | | | | | | | | | | | | | | | | | | | | | | | | | | | | | | | | | | | | | |
| VL1166A0 | BB6-AR6 L FITTING | 4 | PZ | | | | | | | | | | | | | | | | | | | | | | | | | | | | | | | | | | | | | | | | | | | | | | | | | | | | | | | | | | | | | | | | | | | | | | | | | | | | | | | | | | |
| VL1167A0 | | 1 | PZ | | | | | | | | | | | | | | | | | | | | | | | | | | | | | | | | | | | | | | | | | | | | | | | | | | | | | | | | | | | | | | | | | | | | | | | | | | | | | | | | | | |
| VL1167A1 | | 1 | PZ | | | | | | | | | | | | | | | | | | | | | | | | | | | | | | | | | | | | | | | | | | | | | | | | | | | | | | | | | | | | | | | | | | | | | | | | | | | | | | | | | | |
| VL1167A2 | GN21 3 ROTOR ARMS B-B FLOW RESTRICTOR | 1 | PZ | | | | | | | | | | | | | | | | | | | | | | | | | | | | | | | | | | | | | | | | | | | | | | | | | | | | | | | | | | | | | | | | | | | | | | | | | | | | | | | | | | |
| VL1174C0 | D1.2 MM CALIBRATED NOZZLE | 1 | PZ | | | | | | | | | | | | | | | | | | | | | | | | | | | | | | | | | | | | | | | | | | | | | | | | | | | | | | | | | | | | | | | | | | | | | | | | | | | | | | | | | | |
| VL1185A0 | 2 WAYS PLUS WASHING DISTRIBUTOR | 1 | PZ | | | | | | | | | | | | | | | | | | | | | | | | | | | | | | | | | | | | | | | | | | | | | | | | | | | | | | | | | | | | | | | | | | | | | | | | | | | | | | | | | | |
| VL1186A0 | 3 WAYS PLUS WASHING DISTRIBUTOR | 1 | PZ | | | | | | | | | | | | | | | | | | | | | | | | | | | | | | | | | | | | | | | | | | | | | | | | | | | | | | | | | | | | | | | | | | | | | | | | | | | | | | | | | | |
| VL1190A0 | PLUS WASHING SYSTEM INLET DISTRIBUTOR | 1 | PZ | | | | | | | | | | | | | | | | | | | | | | | | | | | | | | | | | | | | | | | | | | | | | | | | | | | | | | | | | | | | | | | | | | | | | | | | | | | | | | | | | | |
| VM1605A0 | CLIP TWIST LOCK DIAM. 10,2-12,7 MM | 6 | PZ | | | | | | | | | | | | | | | | | | | | | | | | | | | | | | | | | | | | | | | | | | | | | | | | | | | | | | | | | | | | | | | | | | | | | | | | | | | | | | | | | | |
| VM2172A0 | PUMP-WITH-CLIP RCUIT LOCKING PIN | 9 | PZ | | | | | | | | | | | | | | | | | | | | | | | | | | | | | | | | | | | | | | | | | | | | | | | | | | | | | | | | | | | | | | | | | | | | | | | | | | | | | | | | | | |




PLATON SERVICE
8 (800) 500-34-47
www.platonservice.com

| COMPONENT | | | SPARE PART | | | | | | | | | | | | | | | | | | | | | | | | | | | | | | | | | | | | | | | | | | | | | | | | | | | | | | | | | | | | | | | | | | | | | | | | | | | | | | | | | | | | | | |
|-----------|---|---|------------|---|--|------|-------------|-----|-----|----------|--------------------------------|---|----|----------|--|---|----|----------|----------------------------------|---|----|----------|--------------------------|---|----|----------|-------------------------------|---|----|----------|--------------------|----|----|----------|--------------|---|----|----------|---------------------|---|----|----------|-----------------|---|----|----------|---|---|----|----------|-----------------------------------|-------|---|----------|---|-------|---|----------|--------------------------------|---|----|----------|----------------|---|----|----------|-----------------------------------|---|----|----------|-------------------------------|---|----|----------|---|---|----|----------|-----------------------|---|----|----------|--------------------------|---|----|----------|--------------------------|---|----|
| Code | Description | Image | Code | Description | Components list | | | | | | | | | | | | | | | | | | | | | | | | | | | | | | | | | | | | | | | | | | | | | | | | | | | | | | | | | | | | | | | | | | | | | | | | | | | | | | | | | | | | |
| VL1166A | BB6-AR6 L FITTING |  | KVL1208A | US PLUS 2 ROTOR ARMS WASHING SYSTEM KIT | <table border="1"> <thead> <tr> <th>Code</th> <th>Description</th> <th>Qty</th> <th>UOM</th> </tr> </thead> <tbody> <tr> <td>0H2354A0</td> <td>XEVC-XEVL WASHING CIRCUIT PLAT</td> <td>1</td> <td>PZ</td> </tr> <tr> <td>0H2411A0</td> <td></td> <td>1</td> <td>PZ</td> </tr> <tr> <td>EL1450A0</td> <td>US SELF-CLEANIN G WATER SOLENOID</td> <td>4</td> <td>PZ</td> </tr> <tr> <td>GN1526A0</td> <td>INT. D.=6.9 TH=1.8 O-RIN</td> <td>9</td> <td>PZ</td> </tr> <tr> <td>RC1018A0</td> <td>ZINC PLATED D12 ELASTIC CLAMP</td> <td>4</td> <td>PZ</td> </tr> <tr> <td>RC1019A0</td> <td>D=10 ELASTIC CLAMP</td> <td>16</td> <td>PZ</td> </tr> <tr> <td>RC1130A0</td> <td>130X2,6 CLAM</td> <td>1</td> <td>PZ</td> </tr> <tr> <td>RC1131A0</td> <td>200X2.6 BLACK CLAMP</td> <td>3</td> <td>PZ</td> </tr> <tr> <td>RC1242A0</td> <td>D=10 CLOSED CAP</td> <td>2</td> <td>PZ</td> </tr> <tr> <td>RC1356A0</td> <td>*STRAIGHT THREADED FEMALE END 8X1/4" BS</td> <td>1</td> <td>PZ</td> </tr> <tr> <td>TB2820A0</td> <td>6X10 EPDM PIPE FOR WASHING SYSTEM</td> <td>2.890</td> <td>M</td> </tr> <tr> <td>TB3132A0</td> <td>WHITE-BLUE EPDM TEXTILE BRAID HOSE 6X12</td> <td>1.600</td> <td>M</td> </tr> <tr> <td>VI1220A1</td> <td>4,2X12 TCB SELF-TAPPIN G SCREW</td> <td>3</td> <td>PZ</td> </tr> <tr> <td>VL1019A0</td> <td>VIBRATION PUMP</td> <td>1</td> <td>PZ</td> </tr> <tr> <td>VL1047A1</td> <td>D6 PIPE HOLDER - D8 J.G. TERMINAL</td> <td>1</td> <td>PZ</td> </tr> <tr> <td>VL1065A1</td> <td>1/4 MALE N.O. PRESSURE SWITCH</td> <td>1</td> <td>PZ</td> </tr> <tr> <td>VL1102A1</td> <td>DETERGENT LINE FILTER + BARBED VNR 6 MM</td> <td>1</td> <td>PZ</td> </tr> <tr> <td>VL1128A1</td> <td>D6 BARBED CHECK VALVE</td> <td>2</td> <td>PZ</td> </tr> <tr> <td>VL1141A1</td> <td>STRAIGHT CONNECT BB6-BB6</td> <td>1</td> <td>PZ</td> </tr> <tr> <td>VL1165A0</td> <td>BB6-AR6 STRAIGHT FITTING</td> <td>1</td> <td>PZ</td> </tr> </tbody> </table> | Code | Description | Qty | UOM | 0H2354A0 | XEVC-XEVL WASHING CIRCUIT PLAT | 1 | PZ | 0H2411A0 | | 1 | PZ | EL1450A0 | US SELF-CLEANIN G WATER SOLENOID | 4 | PZ | GN1526A0 | INT. D.=6.9 TH=1.8 O-RIN | 9 | PZ | RC1018A0 | ZINC PLATED D12 ELASTIC CLAMP | 4 | PZ | RC1019A0 | D=10 ELASTIC CLAMP | 16 | PZ | RC1130A0 | 130X2,6 CLAM | 1 | PZ | RC1131A0 | 200X2.6 BLACK CLAMP | 3 | PZ | RC1242A0 | D=10 CLOSED CAP | 2 | PZ | RC1356A0 | *STRAIGHT THREADED FEMALE END 8X1/4" BS | 1 | PZ | TB2820A0 | 6X10 EPDM PIPE FOR WASHING SYSTEM | 2.890 | M | TB3132A0 | WHITE-BLUE EPDM TEXTILE BRAID HOSE 6X12 | 1.600 | M | VI1220A1 | 4,2X12 TCB SELF-TAPPIN G SCREW | 3 | PZ | VL1019A0 | VIBRATION PUMP | 1 | PZ | VL1047A1 | D6 PIPE HOLDER - D8 J.G. TERMINAL | 1 | PZ | VL1065A1 | 1/4 MALE N.O. PRESSURE SWITCH | 1 | PZ | VL1102A1 | DETERGENT LINE FILTER + BARBED VNR 6 MM | 1 | PZ | VL1128A1 | D6 BARBED CHECK VALVE | 2 | PZ | VL1141A1 | STRAIGHT CONNECT BB6-BB6 | 1 | PZ | VL1165A0 | BB6-AR6 STRAIGHT FITTING | 1 | PZ |
| Code | Description | Qty | UOM | | | | | | | | | | | | | | | | | | | | | | | | | | | | | | | | | | | | | | | | | | | | | | | | | | | | | | | | | | | | | | | | | | | | | | | | | | | | | | | | | | | | | | |
| 0H2354A0 | XEVC-XEVL WASHING CIRCUIT PLAT | 1 | PZ | | | | | | | | | | | | | | | | | | | | | | | | | | | | | | | | | | | | | | | | | | | | | | | | | | | | | | | | | | | | | | | | | | | | | | | | | | | | | | | | | | | | | | |
| 0H2411A0 | | 1 | PZ | | | | | | | | | | | | | | | | | | | | | | | | | | | | | | | | | | | | | | | | | | | | | | | | | | | | | | | | | | | | | | | | | | | | | | | | | | | | | | | | | | | | | | |
| EL1450A0 | US SELF-CLEANIN G WATER SOLENOID | 4 | PZ | | | | | | | | | | | | | | | | | | | | | | | | | | | | | | | | | | | | | | | | | | | | | | | | | | | | | | | | | | | | | | | | | | | | | | | | | | | | | | | | | | | | | | |
| GN1526A0 | INT. D.=6.9 TH=1.8 O-RIN | 9 | PZ | | | | | | | | | | | | | | | | | | | | | | | | | | | | | | | | | | | | | | | | | | | | | | | | | | | | | | | | | | | | | | | | | | | | | | | | | | | | | | | | | | | | | | |
| RC1018A0 | ZINC PLATED D12 ELASTIC CLAMP | 4 | PZ | | | | | | | | | | | | | | | | | | | | | | | | | | | | | | | | | | | | | | | | | | | | | | | | | | | | | | | | | | | | | | | | | | | | | | | | | | | | | | | | | | | | | | |
| RC1019A0 | D=10 ELASTIC CLAMP | 16 | PZ | | | | | | | | | | | | | | | | | | | | | | | | | | | | | | | | | | | | | | | | | | | | | | | | | | | | | | | | | | | | | | | | | | | | | | | | | | | | | | | | | | | | | | |
| RC1130A0 | 130X2,6 CLAM | 1 | PZ | | | | | | | | | | | | | | | | | | | | | | | | | | | | | | | | | | | | | | | | | | | | | | | | | | | | | | | | | | | | | | | | | | | | | | | | | | | | | | | | | | | | | | |
| RC1131A0 | 200X2.6 BLACK CLAMP | 3 | PZ | | | | | | | | | | | | | | | | | | | | | | | | | | | | | | | | | | | | | | | | | | | | | | | | | | | | | | | | | | | | | | | | | | | | | | | | | | | | | | | | | | | | | | |
| RC1242A0 | D=10 CLOSED CAP | 2 | PZ | | | | | | | | | | | | | | | | | | | | | | | | | | | | | | | | | | | | | | | | | | | | | | | | | | | | | | | | | | | | | | | | | | | | | | | | | | | | | | | | | | | | | | |
| RC1356A0 | *STRAIGHT THREADED FEMALE END 8X1/4" BS | 1 | PZ | | | | | | | | | | | | | | | | | | | | | | | | | | | | | | | | | | | | | | | | | | | | | | | | | | | | | | | | | | | | | | | | | | | | | | | | | | | | | | | | | | | | | | |
| TB2820A0 | 6X10 EPDM PIPE FOR WASHING SYSTEM | 2.890 | M | | | | | | | | | | | | | | | | | | | | | | | | | | | | | | | | | | | | | | | | | | | | | | | | | | | | | | | | | | | | | | | | | | | | | | | | | | | | | | | | | | | | | | |
| TB3132A0 | WHITE-BLUE EPDM TEXTILE BRAID HOSE 6X12 | 1.600 | M | | | | | | | | | | | | | | | | | | | | | | | | | | | | | | | | | | | | | | | | | | | | | | | | | | | | | | | | | | | | | | | | | | | | | | | | | | | | | | | | | | | | | | |
| VI1220A1 | 4,2X12 TCB SELF-TAPPIN G SCREW | 3 | PZ | | | | | | | | | | | | | | | | | | | | | | | | | | | | | | | | | | | | | | | | | | | | | | | | | | | | | | | | | | | | | | | | | | | | | | | | | | | | | | | | | | | | | | |
| VL1019A0 | VIBRATION PUMP | 1 | PZ | | | | | | | | | | | | | | | | | | | | | | | | | | | | | | | | | | | | | | | | | | | | | | | | | | | | | | | | | | | | | | | | | | | | | | | | | | | | | | | | | | | | | | |
| VL1047A1 | D6 PIPE HOLDER - D8 J.G. TERMINAL | 1 | PZ | | | | | | | | | | | | | | | | | | | | | | | | | | | | | | | | | | | | | | | | | | | | | | | | | | | | | | | | | | | | | | | | | | | | | | | | | | | | | | | | | | | | | | |
| VL1065A1 | 1/4 MALE N.O. PRESSURE SWITCH | 1 | PZ | | | | | | | | | | | | | | | | | | | | | | | | | | | | | | | | | | | | | | | | | | | | | | | | | | | | | | | | | | | | | | | | | | | | | | | | | | | | | | | | | | | | | | |
| VL1102A1 | DETERGENT LINE FILTER + BARBED VNR 6 MM | 1 | PZ | | | | | | | | | | | | | | | | | | | | | | | | | | | | | | | | | | | | | | | | | | | | | | | | | | | | | | | | | | | | | | | | | | | | | | | | | | | | | | | | | | | | | | |
| VL1128A1 | D6 BARBED CHECK VALVE | 2 | PZ | | | | | | | | | | | | | | | | | | | | | | | | | | | | | | | | | | | | | | | | | | | | | | | | | | | | | | | | | | | | | | | | | | | | | | | | | | | | | | | | | | | | | | |
| VL1141A1 | STRAIGHT CONNECT BB6-BB6 | 1 | PZ | | | | | | | | | | | | | | | | | | | | | | | | | | | | | | | | | | | | | | | | | | | | | | | | | | | | | | | | | | | | | | | | | | | | | | | | | | | | | | | | | | | | | | |
| VL1165A0 | BB6-AR6 STRAIGHT FITTING | 1 | PZ | | | | | | | | | | | | | | | | | | | | | | | | | | | | | | | | | | | | | | | | | | | | | | | | | | | | | | | | | | | | | | | | | | | | | | | | | | | | | | | | | | | | | | |





PLATON SERVICE
8 (800) 500-34-47
www.platonservice.com




| COMPONENT | | | SPARE PART | | | | | | | | | | | | | | | | | | | | | | | | | | | | | | | | | | | | | | | | | | | | | | | | | | | | | | | | | | |
|-----------|---|---|------------|---|--|------|-------------|-----|-----|----------|--------------------------------|---|----|----------|---------------------------|---|----|----------|----------------------------------|---|----|----------|---------------------------------------|---|----|----------|------------------------------------|---|----|----------|--------------------------------|----|----|----------|--------------|---|----|----------|---------------------|---|----|----------|-----------------|---|----|----------|---|---|----|----------|-----------------------------------|-------|---|----------|---|-------|---|----------|--------------------------------|---|----|
| Code | Description | Image | Code | Description | Components list | | | | | | | | | | | | | | | | | | | | | | | | | | | | | | | | | | | | | | | | | | | | | | | | | | | | | | | | |
| VL1166A | BB6-AR6 L FITTING |  | KVL1208A | US PLUS 2 ROTOR ARMS WASHING SYSTEM KIT | <table border="1"> <thead> <tr> <th>Code</th> <th>Description</th> <th>Qty</th> <th>UOM</th> </tr> </thead> <tbody> <tr> <td>VL1166A0</td> <td>BB6-AR6 L FITTING</td> <td>4</td> <td>PZ</td> </tr> <tr> <td>VL1174C0</td> <td>D1.2 MM CALIBRATED NOZZLE</td> <td>1</td> <td>PZ</td> </tr> <tr> <td>VL1186A0</td> <td>3 WAYS PLUS WASHING DISTRIBUTOR</td> <td>1</td> <td>PZ</td> </tr> <tr> <td>VL1190A0</td> <td>PLUS WASHING SYSTEM INLET DISTRIBUTOR</td> <td>1</td> <td>PZ</td> </tr> <tr> <td>VM1605A0</td> <td>CLIP TWIST LOCK DIAM. 10,2-12,7 MM</td> <td>6</td> <td>PZ</td> </tr> <tr> <td>VM2172A0</td> <td>PUMP-WITH-CI RCUIT LOCKING PIN</td> <td>9</td> <td>PZ</td> </tr> </tbody> </table> | Code | Description | Qty | UOM | VL1166A0 | BB6-AR6 L FITTING | 4 | PZ | VL1174C0 | D1.2 MM CALIBRATED NOZZLE | 1 | PZ | VL1186A0 | 3 WAYS PLUS WASHING DISTRIBUTOR | 1 | PZ | VL1190A0 | PLUS WASHING SYSTEM INLET DISTRIBUTOR | 1 | PZ | VM1605A0 | CLIP TWIST LOCK DIAM. 10,2-12,7 MM | 6 | PZ | VM2172A0 | PUMP-WITH-CI RCUIT LOCKING PIN | 9 | PZ | | | | | | | | | | | | | | | | | | | | | | | | | | | | |
| Code | Description | Qty | UOM | | | | | | | | | | | | | | | | | | | | | | | | | | | | | | | | | | | | | | | | | | | | | | | | | | | | | | | | | | |
| VL1166A0 | BB6-AR6 L FITTING | 4 | PZ | | | | | | | | | | | | | | | | | | | | | | | | | | | | | | | | | | | | | | | | | | | | | | | | | | | | | | | | | | |
| VL1174C0 | D1.2 MM CALIBRATED NOZZLE | 1 | PZ | | | | | | | | | | | | | | | | | | | | | | | | | | | | | | | | | | | | | | | | | | | | | | | | | | | | | | | | | | |
| VL1186A0 | 3 WAYS PLUS WASHING DISTRIBUTOR | 1 | PZ | | | | | | | | | | | | | | | | | | | | | | | | | | | | | | | | | | | | | | | | | | | | | | | | | | | | | | | | | | |
| VL1190A0 | PLUS WASHING SYSTEM INLET DISTRIBUTOR | 1 | PZ | | | | | | | | | | | | | | | | | | | | | | | | | | | | | | | | | | | | | | | | | | | | | | | | | | | | | | | | | | |
| VM1605A0 | CLIP TWIST LOCK DIAM. 10,2-12,7 MM | 6 | PZ | | | | | | | | | | | | | | | | | | | | | | | | | | | | | | | | | | | | | | | | | | | | | | | | | | | | | | | | | | |
| VM2172A0 | PUMP-WITH-CI RCUIT LOCKING PIN | 9 | PZ | | | | | | | | | | | | | | | | | | | | | | | | | | | | | | | | | | | | | | | | | | | | | | | | | | | | | | | | | | |
| | |  | KVL1207A | US PLUS 1 ROTOR ARM WASHING SYSTEM KIT | <table border="1"> <thead> <tr> <th>Code</th> <th>Description</th> <th>Qty</th> <th>UOM</th> </tr> </thead> <tbody> <tr> <td>0H2354A0</td> <td>XEVC-XEVL WASHING CIRCUIT PLAT</td> <td>1</td> <td>PZ</td> </tr> <tr> <td>0H2411A0</td> <td></td> <td>1</td> <td>PZ</td> </tr> <tr> <td>EL1450A0</td> <td>US SELF-CLEANIN G WATER SOLENOID</td> <td>3</td> <td>PZ</td> </tr> <tr> <td>GN1526A0</td> <td>INT. D.=6.9 TH=1.8 O-RIN</td> <td>7</td> <td>PZ</td> </tr> <tr> <td>RC1018A0</td> <td>ZINC PLATED D12 ELASTIC CLAMP</td> <td>3</td> <td>PZ</td> </tr> <tr> <td>RC1019A0</td> <td>D=10 ELASTIC CLAMP</td> <td>14</td> <td>PZ</td> </tr> <tr> <td>RC1130A0</td> <td>130X2,6 CLAM</td> <td>1</td> <td>PZ</td> </tr> <tr> <td>RC1131A0</td> <td>200X2,6 BLACK CLAMP</td> <td>2</td> <td>PZ</td> </tr> <tr> <td>RC1242A0</td> <td>D=10 CLOSED CAP</td> <td>2</td> <td>PZ</td> </tr> <tr> <td>RC1356A0</td> <td>"STRAIGHT THREADED FEMALE END 8X1/4" BS</td> <td>1</td> <td>PZ</td> </tr> <tr> <td>TB2820A0</td> <td>6X10 EPDM PIPE FOR WASHING SYSTEM</td> <td>1.460</td> <td>M</td> </tr> <tr> <td>TB3132A0</td> <td>WHITE-BLUE EPDM TEXTILE BRAID HOSE 6X12</td> <td>0.770</td> <td>M</td> </tr> <tr> <td>VI1220A1</td> <td>4,2X12 TCB SELF-TAPPIN G SCREW</td> <td>3</td> <td>PZ</td> </tr> </tbody> </table> | Code | Description | Qty | UOM | 0H2354A0 | XEVC-XEVL WASHING CIRCUIT PLAT | 1 | PZ | 0H2411A0 | | 1 | PZ | EL1450A0 | US SELF-CLEANIN G WATER SOLENOID | 3 | PZ | GN1526A0 | INT. D.=6.9 TH=1.8 O-RIN | 7 | PZ | RC1018A0 | ZINC PLATED D12 ELASTIC CLAMP | 3 | PZ | RC1019A0 | D=10 ELASTIC CLAMP | 14 | PZ | RC1130A0 | 130X2,6 CLAM | 1 | PZ | RC1131A0 | 200X2,6 BLACK CLAMP | 2 | PZ | RC1242A0 | D=10 CLOSED CAP | 2 | PZ | RC1356A0 | "STRAIGHT THREADED FEMALE END 8X1/4" BS | 1 | PZ | TB2820A0 | 6X10 EPDM PIPE FOR WASHING SYSTEM | 1.460 | M | TB3132A0 | WHITE-BLUE EPDM TEXTILE BRAID HOSE 6X12 | 0.770 | M | VI1220A1 | 4,2X12 TCB SELF-TAPPIN G SCREW | 3 | PZ |
| Code | Description | Qty | UOM | | | | | | | | | | | | | | | | | | | | | | | | | | | | | | | | | | | | | | | | | | | | | | | | | | | | | | | | | | |
| 0H2354A0 | XEVC-XEVL WASHING CIRCUIT PLAT | 1 | PZ | | | | | | | | | | | | | | | | | | | | | | | | | | | | | | | | | | | | | | | | | | | | | | | | | | | | | | | | | | |
| 0H2411A0 | | 1 | PZ | | | | | | | | | | | | | | | | | | | | | | | | | | | | | | | | | | | | | | | | | | | | | | | | | | | | | | | | | | |
| EL1450A0 | US SELF-CLEANIN G WATER SOLENOID | 3 | PZ | | | | | | | | | | | | | | | | | | | | | | | | | | | | | | | | | | | | | | | | | | | | | | | | | | | | | | | | | | |
| GN1526A0 | INT. D.=6.9 TH=1.8 O-RIN | 7 | PZ | | | | | | | | | | | | | | | | | | | | | | | | | | | | | | | | | | | | | | | | | | | | | | | | | | | | | | | | | | |
| RC1018A0 | ZINC PLATED D12 ELASTIC CLAMP | 3 | PZ | | | | | | | | | | | | | | | | | | | | | | | | | | | | | | | | | | | | | | | | | | | | | | | | | | | | | | | | | | |
| RC1019A0 | D=10 ELASTIC CLAMP | 14 | PZ | | | | | | | | | | | | | | | | | | | | | | | | | | | | | | | | | | | | | | | | | | | | | | | | | | | | | | | | | | |
| RC1130A0 | 130X2,6 CLAM | 1 | PZ | | | | | | | | | | | | | | | | | | | | | | | | | | | | | | | | | | | | | | | | | | | | | | | | | | | | | | | | | | |
| RC1131A0 | 200X2,6 BLACK CLAMP | 2 | PZ | | | | | | | | | | | | | | | | | | | | | | | | | | | | | | | | | | | | | | | | | | | | | | | | | | | | | | | | | | |
| RC1242A0 | D=10 CLOSED CAP | 2 | PZ | | | | | | | | | | | | | | | | | | | | | | | | | | | | | | | | | | | | | | | | | | | | | | | | | | | | | | | | | | |
| RC1356A0 | "STRAIGHT THREADED FEMALE END 8X1/4" BS | 1 | PZ | | | | | | | | | | | | | | | | | | | | | | | | | | | | | | | | | | | | | | | | | | | | | | | | | | | | | | | | | | |
| TB2820A0 | 6X10 EPDM PIPE FOR WASHING SYSTEM | 1.460 | M | | | | | | | | | | | | | | | | | | | | | | | | | | | | | | | | | | | | | | | | | | | | | | | | | | | | | | | | | | |
| TB3132A0 | WHITE-BLUE EPDM TEXTILE BRAID HOSE 6X12 | 0.770 | M | | | | | | | | | | | | | | | | | | | | | | | | | | | | | | | | | | | | | | | | | | | | | | | | | | | | | | | | | | |
| VI1220A1 | 4,2X12 TCB SELF-TAPPIN G SCREW | 3 | PZ | | | | | | | | | | | | | | | | | | | | | | | | | | | | | | | | | | | | | | | | | | | | | | | | | | | | | | | | | | |


| COMPONENT | | | SPARE PART | | | | | | | | | | | | | | | | | | | | | | | | | | | | | | | | | | | | | | | | | | | | | | | | | | | | | | |
|-----------|---|---|------------|--|---|------|-------------|-----|-----|----------|-------------------------|---|----|----------|-----------------------------------|---|----|----------|-------------------------------|---|----|----------|---|---|----|----------|-----------------------|----|----|----------|--------------------------|---|----|----------|-------------------|---|----|----------|---------------------------|---|----|----------|---------------------------------|---|----|----------|---------------------------------------|---|----|----------|------------------------------------|---|----|----------|--------------------------------|---|----|
| Code | Description | Image | Code | Description | Components list | | | | | | | | | | | | | | | | | | | | | | | | | | | | | | | | | | | | | | | | | | | | | | | | | | | | |
| VL1166A | BB6-AR6 L FITTING |  | KVL1207A | US PLUS 1 ROTOR ARM WASHING SYSTEM KIT | <table border="1"> <thead> <tr> <th>Code</th> <th>Description</th> <th>Qty</th> <th>UOM</th> </tr> </thead> <tbody> <tr> <td>VL1019A0</td> <td>VIBRATION PUMP</td> <td>1</td> <td>PZ</td> </tr> <tr> <td>VL1047A1</td> <td>D6 PIPE HOLDER - D8 J.G. TERMINAL</td> <td>1</td> <td>PZ</td> </tr> <tr> <td>VL1065A1</td> <td>1/4 MALE N.O. PRESSURE SWITCH</td> <td>1</td> <td>PZ</td> </tr> <tr> <td>VL1102A1</td> <td>DETERGENT LINE FILTER + BARBED VNR 6 MM</td> <td>1</td> <td>PZ</td> </tr> <tr> <td>VL1128A1</td> <td>D6 BARBED CHECK VALVE</td> <td>2</td> <td>PZ</td> </tr> <tr> <td>VL1165A0</td> <td>BB6-AR6 STRAIGHT FITTING</td> <td>1</td> <td>PZ</td> </tr> <tr> <td>VL1166A0</td> <td>BB6-AR6 L FITTING</td> <td>3</td> <td>PZ</td> </tr> <tr> <td>VL1174C0</td> <td>D1.2 MM CALIBRATED NOZZLE</td> <td>1</td> <td>PZ</td> </tr> <tr> <td>VL1185A0</td> <td>2 WAYS PLUS WASHING DISTRIBUTOR</td> <td>1</td> <td>PZ</td> </tr> <tr> <td>VL1190A0</td> <td>PLUS WASHING SYSTEM INLET DISTRIBUTOR</td> <td>1</td> <td>PZ</td> </tr> <tr> <td>VM1605A0</td> <td>CLIP TWIST LOCK DIAM. 10.2-12.7 MM</td> <td>6</td> <td>PZ</td> </tr> <tr> <td>VM2172A0</td> <td>PUMP-WITH-CI RCUIT LOCKING PIN</td> <td>6</td> <td>PZ</td> </tr> </tbody> </table> | Code | Description | Qty | UOM | VL1019A0 | VIBRATION PUMP | 1 | PZ | VL1047A1 | D6 PIPE HOLDER - D8 J.G. TERMINAL | 1 | PZ | VL1065A1 | 1/4 MALE N.O. PRESSURE SWITCH | 1 | PZ | VL1102A1 | DETERGENT LINE FILTER + BARBED VNR 6 MM | 1 | PZ | VL1128A1 | D6 BARBED CHECK VALVE | 2 | PZ | VL1165A0 | BB6-AR6 STRAIGHT FITTING | 1 | PZ | VL1166A0 | BB6-AR6 L FITTING | 3 | PZ | VL1174C0 | D1.2 MM CALIBRATED NOZZLE | 1 | PZ | VL1185A0 | 2 WAYS PLUS WASHING DISTRIBUTOR | 1 | PZ | VL1190A0 | PLUS WASHING SYSTEM INLET DISTRIBUTOR | 1 | PZ | VM1605A0 | CLIP TWIST LOCK DIAM. 10.2-12.7 MM | 6 | PZ | VM2172A0 | PUMP-WITH-CI RCUIT LOCKING PIN | 6 | PZ |
| Code | Description | Qty | UOM | | | | | | | | | | | | | | | | | | | | | | | | | | | | | | | | | | | | | | | | | | | | | | | | | | | | | | |
| VL1019A0 | VIBRATION PUMP | 1 | PZ | | | | | | | | | | | | | | | | | | | | | | | | | | | | | | | | | | | | | | | | | | | | | | | | | | | | | | |
| VL1047A1 | D6 PIPE HOLDER - D8 J.G. TERMINAL | 1 | PZ | | | | | | | | | | | | | | | | | | | | | | | | | | | | | | | | | | | | | | | | | | | | | | | | | | | | | | |
| VL1065A1 | 1/4 MALE N.O. PRESSURE SWITCH | 1 | PZ | | | | | | | | | | | | | | | | | | | | | | | | | | | | | | | | | | | | | | | | | | | | | | | | | | | | | | |
| VL1102A1 | DETERGENT LINE FILTER + BARBED VNR 6 MM | 1 | PZ | | | | | | | | | | | | | | | | | | | | | | | | | | | | | | | | | | | | | | | | | | | | | | | | | | | | | | |
| VL1128A1 | D6 BARBED CHECK VALVE | 2 | PZ | | | | | | | | | | | | | | | | | | | | | | | | | | | | | | | | | | | | | | | | | | | | | | | | | | | | | | |
| VL1165A0 | BB6-AR6 STRAIGHT FITTING | 1 | PZ | | | | | | | | | | | | | | | | | | | | | | | | | | | | | | | | | | | | | | | | | | | | | | | | | | | | | | |
| VL1166A0 | BB6-AR6 L FITTING | 3 | PZ | | | | | | | | | | | | | | | | | | | | | | | | | | | | | | | | | | | | | | | | | | | | | | | | | | | | | | |
| VL1174C0 | D1.2 MM CALIBRATED NOZZLE | 1 | PZ | | | | | | | | | | | | | | | | | | | | | | | | | | | | | | | | | | | | | | | | | | | | | | | | | | | | | | |
| VL1185A0 | 2 WAYS PLUS WASHING DISTRIBUTOR | 1 | PZ | | | | | | | | | | | | | | | | | | | | | | | | | | | | | | | | | | | | | | | | | | | | | | | | | | | | | | |
| VL1190A0 | PLUS WASHING SYSTEM INLET DISTRIBUTOR | 1 | PZ | | | | | | | | | | | | | | | | | | | | | | | | | | | | | | | | | | | | | | | | | | | | | | | | | | | | | | |
| VM1605A0 | CLIP TWIST LOCK DIAM. 10.2-12.7 MM | 6 | PZ | | | | | | | | | | | | | | | | | | | | | | | | | | | | | | | | | | | | | | | | | | | | | | | | | | | | | | |
| VM2172A0 | PUMP-WITH-CI RCUIT LOCKING PIN | 6 | PZ | | | | | | | | | | | | | | | | | | | | | | | | | | | | | | | | | | | | | | | | | | | | | | | | | | | | | | |
| | | | KVL1198A | MM EU HOOD CLEANING SYSTEM KIT | <table border="1"> <thead> <tr> <th>Code</th> <th>Description</th> <th>Qty</th> <th>UOM</th> </tr> </thead> <tbody> <tr> <td>0H2213A1</td> <td>HOOD WATER CIRCUIT PLAT</td> <td>1</td> <td>PZ</td> </tr> <tr> <td>EL1440A0</td> <td>WATER SELF CLEANING VALVE</td> <td>2</td> <td>PZ</td> </tr> <tr> <td>GN1526A0</td> <td>INT. D.=6.9 TH=1.8 O-RIN</td> <td>5</td> <td>PZ</td> </tr> <tr> <td>RC1018A0</td> <td>ZINC PLATED D12 ELASTIC CLAMP</td> <td>6</td> <td>PZ</td> </tr> <tr> <td>RC1019A0</td> <td>D=10 ELASTIC CLAMP</td> <td>16</td> <td>PZ</td> </tr> <tr> <td>RC1131A0</td> <td>200X2.6 BLACK CLAMP</td> <td>1</td> <td>PZ</td> </tr> <tr> <td>RC1242A0</td> <td>D=10 CLOSED CAP</td> <td>2</td> <td>PZ</td> </tr> </tbody> </table> | Code | Description | Qty | UOM | 0H2213A1 | HOOD WATER CIRCUIT PLAT | 1 | PZ | EL1440A0 | WATER SELF CLEANING VALVE | 2 | PZ | GN1526A0 | INT. D.=6.9 TH=1.8 O-RIN | 5 | PZ | RC1018A0 | ZINC PLATED D12 ELASTIC CLAMP | 6 | PZ | RC1019A0 | D=10 ELASTIC CLAMP | 16 | PZ | RC1131A0 | 200X2.6 BLACK CLAMP | 1 | PZ | RC1242A0 | D=10 CLOSED CAP | 2 | PZ | | | | | | | | | | | | | | | | | | | | |
| Code | Description | Qty | UOM | | | | | | | | | | | | | | | | | | | | | | | | | | | | | | | | | | | | | | | | | | | | | | | | | | | | | | |
| 0H2213A1 | HOOD WATER CIRCUIT PLAT | 1 | PZ | | | | | | | | | | | | | | | | | | | | | | | | | | | | | | | | | | | | | | | | | | | | | | | | | | | | | | |
| EL1440A0 | WATER SELF CLEANING VALVE | 2 | PZ | | | | | | | | | | | | | | | | | | | | | | | | | | | | | | | | | | | | | | | | | | | | | | | | | | | | | | |
| GN1526A0 | INT. D.=6.9 TH=1.8 O-RIN | 5 | PZ | | | | | | | | | | | | | | | | | | | | | | | | | | | | | | | | | | | | | | | | | | | | | | | | | | | | | | |
| RC1018A0 | ZINC PLATED D12 ELASTIC CLAMP | 6 | PZ | | | | | | | | | | | | | | | | | | | | | | | | | | | | | | | | | | | | | | | | | | | | | | | | | | | | | | |
| RC1019A0 | D=10 ELASTIC CLAMP | 16 | PZ | | | | | | | | | | | | | | | | | | | | | | | | | | | | | | | | | | | | | | | | | | | | | | | | | | | | | | |
| RC1131A0 | 200X2.6 BLACK CLAMP | 1 | PZ | | | | | | | | | | | | | | | | | | | | | | | | | | | | | | | | | | | | | | | | | | | | | | | | | | | | | | |
| RC1242A0 | D=10 CLOSED CAP | 2 | PZ | | | | | | | | | | | | | | | | | | | | | | | | | | | | | | | | | | | | | | | | | | | | | | | | | | | | | | |

| COMPONENT | | | SPARE PART | | | | | | | | | | | | | | | | | | | | | | | | | | | | | | | | | | | | | | | | | | | | | | | | | | | | | | | | | | | | | | | | | | |
|-----------|--|---|------------|--|---|------|-------------|-----|-----|----------|--|-------|----|----------|--|-------|----|----------|--------------------------------------|---|----|----------|-------------------|---|----|----------|---|---|----|----------|--|---|----|----------|--|---|----|----------|-----------------------------------|---|----|----------|--------------------------|---|----|----------|--------------------------------|---|----|----------|----------------------|---|----|----------|---------------------------------|---|----|----------|--|---|----|----------|--|---|----|----------|--------------------------------------|---|----|
| Code | Description | Image | Code | Description | Components list | | | | | | | | | | | | | | | | | | | | | | | | | | | | | | | | | | | | | | | | | | | | | | | | | | | | | | | | | | | | | | | | |
| VL1166A | BB6-AR6 L FITTING |  | KVL1198A | MM EU HOOD CLEANING SYSTEM KIT | <table border="1"> <thead> <tr> <th>Code</th> <th>Description</th> <th>Qty</th> <th>UOM</th> </tr> </thead> <tbody> <tr> <td>TB2820A0</td> <td>6X10 EPDM PIPE FOR WASHING SYSTEM</td> <td>2.240</td> <td>M</td> </tr> <tr> <td>TB3132A0</td> <td>WHITE-BLUE EPDM TEXTILE BRAID HOSE 6X12</td> <td>0.440</td> <td>M</td> </tr> <tr> <td>VI1220A1</td> <td>4,2X12 TCB SELF-TAPPIN G SCREW</td> <td>3</td> <td>PZ</td> </tr> <tr> <td>VL1019A0</td> <td>VIBRATION PUMP</td> <td>1</td> <td>PZ</td> </tr> <tr> <td>VL1047A1</td> <td>D6 PIPE HOLDER - D8 J.G. TERMINAL</td> <td>2</td> <td>PZ</td> </tr> <tr> <td>VL1054B0</td> <td>ONE WASHING SYS INLET DISTRIBUTOR</td> <td>1</td> <td>PZ</td> </tr> <tr> <td>VL1102A1</td> <td>DETERGENT + LINE FILTER + BARBED VNR 6 MM</td> <td>1</td> <td>PZ</td> </tr> <tr> <td>VL1127A1</td> <td>6MM BARBED T-SHAPED FITTING</td> <td>1</td> <td>PZ</td> </tr> <tr> <td>VL1128A1</td> <td>D6 BARBED CHECK VALVE</td> <td>2</td> <td>PZ</td> </tr> <tr> <td>VL1165A0</td> <td>BB6-AR6 STRAIGHT FITTING</td> <td>2</td> <td>PZ</td> </tr> <tr> <td>VL1166A0</td> <td>BB6-AR6 L FITTING</td> <td>2</td> <td>PZ</td> </tr> <tr> <td>VL1174C0</td> <td>D1.2 MM CALIBRATED NOZZLE</td> <td>1</td> <td>PZ</td> </tr> <tr> <td>VL1191A0</td> <td>ONE WASHING DISTRIBUTOR OUTLETS KIT</td> <td>1</td> <td>PZ</td> </tr> <tr> <td>VM1605A0</td> <td>CLIP TWIST LOCK DIAM. 10,2-12,7 MM</td> <td>4</td> <td>PZ</td> </tr> <tr> <td>VM2172A0</td> <td>PUMP-WITH-CI RCUIT LOCKING PIN</td> <td>5</td> <td>PZ</td> </tr> </tbody> </table> | Code | Description | Qty | UOM | TB2820A0 | 6X10 EPDM PIPE FOR WASHING SYSTEM | 2.240 | M | TB3132A0 | WHITE-BLUE EPDM TEXTILE BRAID HOSE 6X12 | 0.440 | M | VI1220A1 | 4,2X12 TCB SELF-TAPPIN G SCREW | 3 | PZ | VL1019A0 | VIBRATION PUMP | 1 | PZ | VL1047A1 | D6 PIPE HOLDER - D8 J.G. TERMINAL | 2 | PZ | VL1054B0 | ONE WASHING SYS INLET DISTRIBUTOR | 1 | PZ | VL1102A1 | DETERGENT + LINE FILTER + BARBED VNR 6 MM | 1 | PZ | VL1127A1 | 6MM BARBED T-SHAPED FITTING | 1 | PZ | VL1128A1 | D6 BARBED CHECK VALVE | 2 | PZ | VL1165A0 | BB6-AR6 STRAIGHT FITTING | 2 | PZ | VL1166A0 | BB6-AR6 L FITTING | 2 | PZ | VL1174C0 | D1.2 MM CALIBRATED NOZZLE | 1 | PZ | VL1191A0 | ONE WASHING DISTRIBUTOR OUTLETS KIT | 1 | PZ | VM1605A0 | CLIP TWIST LOCK DIAM. 10,2-12,7 MM | 4 | PZ | VM2172A0 | PUMP-WITH-CI RCUIT LOCKING PIN | 5 | PZ |
| Code | Description | Qty | UOM | | | | | | | | | | | | | | | | | | | | | | | | | | | | | | | | | | | | | | | | | | | | | | | | | | | | | | | | | | | | | | | | | | |
| TB2820A0 | 6X10 EPDM PIPE FOR WASHING SYSTEM | 2.240 | M | | | | | | | | | | | | | | | | | | | | | | | | | | | | | | | | | | | | | | | | | | | | | | | | | | | | | | | | | | | | | | | | | | |
| TB3132A0 | WHITE-BLUE EPDM TEXTILE BRAID HOSE 6X12 | 0.440 | M | | | | | | | | | | | | | | | | | | | | | | | | | | | | | | | | | | | | | | | | | | | | | | | | | | | | | | | | | | | | | | | | | | |
| VI1220A1 | 4,2X12 TCB SELF-TAPPIN G SCREW | 3 | PZ | | | | | | | | | | | | | | | | | | | | | | | | | | | | | | | | | | | | | | | | | | | | | | | | | | | | | | | | | | | | | | | | | | |
| VL1019A0 | VIBRATION PUMP | 1 | PZ | | | | | | | | | | | | | | | | | | | | | | | | | | | | | | | | | | | | | | | | | | | | | | | | | | | | | | | | | | | | | | | | | | |
| VL1047A1 | D6 PIPE HOLDER - D8 J.G. TERMINAL | 2 | PZ | | | | | | | | | | | | | | | | | | | | | | | | | | | | | | | | | | | | | | | | | | | | | | | | | | | | | | | | | | | | | | | | | | |
| VL1054B0 | ONE WASHING SYS INLET DISTRIBUTOR | 1 | PZ | | | | | | | | | | | | | | | | | | | | | | | | | | | | | | | | | | | | | | | | | | | | | | | | | | | | | | | | | | | | | | | | | | |
| VL1102A1 | DETERGENT + LINE FILTER + BARBED VNR 6 MM | 1 | PZ | | | | | | | | | | | | | | | | | | | | | | | | | | | | | | | | | | | | | | | | | | | | | | | | | | | | | | | | | | | | | | | | | | |
| VL1127A1 | 6MM BARBED T-SHAPED FITTING | 1 | PZ | | | | | | | | | | | | | | | | | | | | | | | | | | | | | | | | | | | | | | | | | | | | | | | | | | | | | | | | | | | | | | | | | | |
| VL1128A1 | D6 BARBED CHECK VALVE | 2 | PZ | | | | | | | | | | | | | | | | | | | | | | | | | | | | | | | | | | | | | | | | | | | | | | | | | | | | | | | | | | | | | | | | | | |
| VL1165A0 | BB6-AR6 STRAIGHT FITTING | 2 | PZ | | | | | | | | | | | | | | | | | | | | | | | | | | | | | | | | | | | | | | | | | | | | | | | | | | | | | | | | | | | | | | | | | | |
| VL1166A0 | BB6-AR6 L FITTING | 2 | PZ | | | | | | | | | | | | | | | | | | | | | | | | | | | | | | | | | | | | | | | | | | | | | | | | | | | | | | | | | | | | | | | | | | |
| VL1174C0 | D1.2 MM CALIBRATED NOZZLE | 1 | PZ | | | | | | | | | | | | | | | | | | | | | | | | | | | | | | | | | | | | | | | | | | | | | | | | | | | | | | | | | | | | | | | | | | |
| VL1191A0 | ONE WASHING DISTRIBUTOR OUTLETS KIT | 1 | PZ | | | | | | | | | | | | | | | | | | | | | | | | | | | | | | | | | | | | | | | | | | | | | | | | | | | | | | | | | | | | | | | | | | |
| VM1605A0 | CLIP TWIST LOCK DIAM. 10,2-12,7 MM | 4 | PZ | | | | | | | | | | | | | | | | | | | | | | | | | | | | | | | | | | | | | | | | | | | | | | | | | | | | | | | | | | | | | | | | | | |
| VM2172A0 | PUMP-WITH-CI RCUIT LOCKING PIN | 5 | PZ | | | | | | | | | | | | | | | | | | | | | | | | | | | | | | | | | | | | | | | | | | | | | | | | | | | | | | | | | | | | | | | | | | |
| | | | KVL1187A | 3 ROTOR ARMS PLUS EU CLEANING SYSTEM KIT | <table border="1"> <thead> <tr> <th>Code</th> <th>Description</th> <th>Qty</th> <th>UOM</th> </tr> </thead> <tbody> <tr> <td>0H2143A0</td> <td>LAMIERA BLOCCA VNR VL1128</td> <td>3</td> <td>PZ</td> </tr> <tr> <td>0H2168A0</td> <td></td> <td>1</td> <td>PZ</td> </tr> </tbody> </table> | Code | Description | Qty | UOM | 0H2143A0 | LAMIERA BLOCCA VNR VL1128 | 3 | PZ | 0H2168A0 | | 1 | PZ | | | | | | | | | | | | | | | | | | | | | | | | | | | | | | | | | | | | | | | | | | | | | | | | | | | | |
| Code | Description | Qty | UOM | | | | | | | | | | | | | | | | | | | | | | | | | | | | | | | | | | | | | | | | | | | | | | | | | | | | | | | | | | | | | | | | | | |
| 0H2143A0 | LAMIERA BLOCCA VNR VL1128 | 3 | PZ | | | | | | | | | | | | | | | | | | | | | | | | | | | | | | | | | | | | | | | | | | | | | | | | | | | | | | | | | | | | | | | | | | |
| 0H2168A0 | | 1 | PZ | | | | | | | | | | | | | | | | | | | | | | | | | | | | | | | | | | | | | | | | | | | | | | | | | | | | | | | | | | | | | | | | | | |

| COMPONENT | | | SPARE PART | | | | | | | | | | | | | | | | | | | | | | | | | | | | | | | | | | | | | | | | | | | | | | | | | | | | | | | | | | | | | | | | | | | | | | | | | | | | | | | | | | |
|-----------|---|---|------------|--|---|------|-------------|-----|-----|----------|--------------------------------------|---|----|----------|---|---|----|----------|--------------------------------------|---|----|----------|---------------------------------|---|----|----------|-----------------------------|---|----|----------|-------------------------------------|----|----|----------|-----------------------|----|----|----------|--------------|---|----|----------|------------------------|---|----|----------|--------------------|---|----|----------|--------------------------|---|----|----------|--|---|----|----------|--|-------|---|----------|--|-------|---|----------|--------------------------------------|---|----|----------|-------------------|---|----|----------|---|---|----|----------|---|---|----|----------|---|---|----|
| Code | Description | Image | Code | Description | Components list | | | | | | | | | | | | | | | | | | | | | | | | | | | | | | | | | | | | | | | | | | | | | | | | | | | | | | | | | | | | | | | | | | | | | | | | | | | | | | | | |
| VL1166A | BB6-AR6 L FITTING |  | KVL1187A | 3 ROTOR ARMS PLUS EU CLEANING SYSTEM KIT | <table border="1"> <thead> <tr> <th>Code</th> <th>Description</th> <th>Qty</th> <th>UOM</th> </tr> </thead> <tbody> <tr> <td>0H2354A0</td> <td>XEVC-XEVL WASHING CIRCUIT PLAT</td> <td>1</td> <td>PZ</td> </tr> <tr> <td>EL1120A0</td> <td>D8-D6 FEMALE STRAIGHT INTERM. CONNECTION</td> <td>1</td> <td>PZ</td> </tr> <tr> <td>EL1220A0</td> <td>JG STRAIGHT CONNECTION Ø8F-Ø8F</td> <td>2</td> <td>PZ</td> </tr> <tr> <td>EL1440A0</td> <td>WATER SELF CLEANING VALVE</td> <td>4</td> <td>PZ</td> </tr> <tr> <td>GN1526A0</td> <td>INT. D.=6.9 TH=1.8 O-RIN</td> <td>9</td> <td>PZ</td> </tr> <tr> <td>RC1018A0</td> <td>ZINC PLATED D12 ELASTIC CLAMP</td> <td>10</td> <td>PZ</td> </tr> <tr> <td>RC1019A0</td> <td>D=10 ELASTIC CLAMP</td> <td>22</td> <td>PZ</td> </tr> <tr> <td>RC1130A0</td> <td>130X2,6 CLAM</td> <td>4</td> <td>PZ</td> </tr> <tr> <td>RC1131A0</td> <td>200X2.6 BLACK CLAMP</td> <td>3</td> <td>PZ</td> </tr> <tr> <td>RC1242A0</td> <td>D=10 CLOSED CAP</td> <td>2</td> <td>PZ</td> </tr> <tr> <td>RC1310A0</td> <td>140X4 CLAMP WITH CLIP</td> <td>1</td> <td>PZ</td> </tr> <tr> <td>RC1356A0</td> <td>"STRAIGHT THREADED FEMALE END 8X1/4" BS</td> <td>1</td> <td>PZ</td> </tr> <tr> <td>TB2820A0</td> <td>6X10 EPDM PIPE FOR WASHING SYSTEM</td> <td>1.510</td> <td>M</td> </tr> <tr> <td>TB3132A0</td> <td>WHITE-BLUE EPDM TEXTILE BRAID HOSE 6X12</td> <td>1.210</td> <td>M</td> </tr> <tr> <td>VI1220A1</td> <td>4,2X12 TCB SELF-TAPPIN G SCREW</td> <td>3</td> <td>PZ</td> </tr> <tr> <td>VL1019A0</td> <td>VIBRATION PUMP</td> <td>1</td> <td>PZ</td> </tr> <tr> <td>VL1046A1</td> <td>D6 PIPE HOLDER - D6 J.G. TERMINAL</td> <td>3</td> <td>PZ</td> </tr> <tr> <td>VL1047A1</td> <td>D6 PIPE HOLDER - D8 J.G. TERMINAL</td> <td>1</td> <td>PZ</td> </tr> <tr> <td>VL1064A0</td> <td>WASHING SYSTEM OUTLETS DISTRIBUTOR</td> <td>1</td> <td>PZ</td> </tr> </tbody> </table> | Code | Description | Qty | UOM | 0H2354A0 | XEVC-XEVL WASHING CIRCUIT PLAT | 1 | PZ | EL1120A0 | D8-D6 FEMALE STRAIGHT INTERM. CONNECTION | 1 | PZ | EL1220A0 | JG STRAIGHT CONNECTION Ø8F-Ø8F | 2 | PZ | EL1440A0 | WATER SELF CLEANING VALVE | 4 | PZ | GN1526A0 | INT. D.=6.9 TH=1.8 O-RIN | 9 | PZ | RC1018A0 | ZINC PLATED D12 ELASTIC CLAMP | 10 | PZ | RC1019A0 | D=10 ELASTIC CLAMP | 22 | PZ | RC1130A0 | 130X2,6 CLAM | 4 | PZ | RC1131A0 | 200X2.6 BLACK CLAMP | 3 | PZ | RC1242A0 | D=10 CLOSED CAP | 2 | PZ | RC1310A0 | 140X4 CLAMP WITH CLIP | 1 | PZ | RC1356A0 | "STRAIGHT THREADED FEMALE END 8X1/4" BS | 1 | PZ | TB2820A0 | 6X10 EPDM PIPE FOR WASHING SYSTEM | 1.510 | M | TB3132A0 | WHITE-BLUE EPDM TEXTILE BRAID HOSE 6X12 | 1.210 | M | VI1220A1 | 4,2X12 TCB SELF-TAPPIN G SCREW | 3 | PZ | VL1019A0 | VIBRATION PUMP | 1 | PZ | VL1046A1 | D6 PIPE HOLDER - D6 J.G. TERMINAL | 3 | PZ | VL1047A1 | D6 PIPE HOLDER - D8 J.G. TERMINAL | 1 | PZ | VL1064A0 | WASHING SYSTEM OUTLETS DISTRIBUTOR | 1 | PZ |
| Code | Description | Qty | UOM | | | | | | | | | | | | | | | | | | | | | | | | | | | | | | | | | | | | | | | | | | | | | | | | | | | | | | | | | | | | | | | | | | | | | | | | | | | | | | | | | | |
| 0H2354A0 | XEVC-XEVL WASHING CIRCUIT PLAT | 1 | PZ | | | | | | | | | | | | | | | | | | | | | | | | | | | | | | | | | | | | | | | | | | | | | | | | | | | | | | | | | | | | | | | | | | | | | | | | | | | | | | | | | | |
| EL1120A0 | D8-D6 FEMALE STRAIGHT INTERM. CONNECTION | 1 | PZ | | | | | | | | | | | | | | | | | | | | | | | | | | | | | | | | | | | | | | | | | | | | | | | | | | | | | | | | | | | | | | | | | | | | | | | | | | | | | | | | | | |
| EL1220A0 | JG STRAIGHT CONNECTION Ø8F-Ø8F | 2 | PZ | | | | | | | | | | | | | | | | | | | | | | | | | | | | | | | | | | | | | | | | | | | | | | | | | | | | | | | | | | | | | | | | | | | | | | | | | | | | | | | | | | |
| EL1440A0 | WATER SELF CLEANING VALVE | 4 | PZ | | | | | | | | | | | | | | | | | | | | | | | | | | | | | | | | | | | | | | | | | | | | | | | | | | | | | | | | | | | | | | | | | | | | | | | | | | | | | | | | | | |
| GN1526A0 | INT. D.=6.9 TH=1.8 O-RIN | 9 | PZ | | | | | | | | | | | | | | | | | | | | | | | | | | | | | | | | | | | | | | | | | | | | | | | | | | | | | | | | | | | | | | | | | | | | | | | | | | | | | | | | | | |
| RC1018A0 | ZINC PLATED D12 ELASTIC CLAMP | 10 | PZ | | | | | | | | | | | | | | | | | | | | | | | | | | | | | | | | | | | | | | | | | | | | | | | | | | | | | | | | | | | | | | | | | | | | | | | | | | | | | | | | | | |
| RC1019A0 | D=10 ELASTIC CLAMP | 22 | PZ | | | | | | | | | | | | | | | | | | | | | | | | | | | | | | | | | | | | | | | | | | | | | | | | | | | | | | | | | | | | | | | | | | | | | | | | | | | | | | | | | | |
| RC1130A0 | 130X2,6 CLAM | 4 | PZ | | | | | | | | | | | | | | | | | | | | | | | | | | | | | | | | | | | | | | | | | | | | | | | | | | | | | | | | | | | | | | | | | | | | | | | | | | | | | | | | | | |
| RC1131A0 | 200X2.6 BLACK CLAMP | 3 | PZ | | | | | | | | | | | | | | | | | | | | | | | | | | | | | | | | | | | | | | | | | | | | | | | | | | | | | | | | | | | | | | | | | | | | | | | | | | | | | | | | | | |
| RC1242A0 | D=10 CLOSED CAP | 2 | PZ | | | | | | | | | | | | | | | | | | | | | | | | | | | | | | | | | | | | | | | | | | | | | | | | | | | | | | | | | | | | | | | | | | | | | | | | | | | | | | | | | | |
| RC1310A0 | 140X4 CLAMP WITH CLIP | 1 | PZ | | | | | | | | | | | | | | | | | | | | | | | | | | | | | | | | | | | | | | | | | | | | | | | | | | | | | | | | | | | | | | | | | | | | | | | | | | | | | | | | | | |
| RC1356A0 | "STRAIGHT THREADED FEMALE END 8X1/4" BS | 1 | PZ | | | | | | | | | | | | | | | | | | | | | | | | | | | | | | | | | | | | | | | | | | | | | | | | | | | | | | | | | | | | | | | | | | | | | | | | | | | | | | | | | | |
| TB2820A0 | 6X10 EPDM PIPE FOR WASHING SYSTEM | 1.510 | M | | | | | | | | | | | | | | | | | | | | | | | | | | | | | | | | | | | | | | | | | | | | | | | | | | | | | | | | | | | | | | | | | | | | | | | | | | | | | | | | | | |
| TB3132A0 | WHITE-BLUE EPDM TEXTILE BRAID HOSE 6X12 | 1.210 | M | | | | | | | | | | | | | | | | | | | | | | | | | | | | | | | | | | | | | | | | | | | | | | | | | | | | | | | | | | | | | | | | | | | | | | | | | | | | | | | | | | |
| VI1220A1 | 4,2X12 TCB SELF-TAPPIN G SCREW | 3 | PZ | | | | | | | | | | | | | | | | | | | | | | | | | | | | | | | | | | | | | | | | | | | | | | | | | | | | | | | | | | | | | | | | | | | | | | | | | | | | | | | | | | |
| VL1019A0 | VIBRATION PUMP | 1 | PZ | | | | | | | | | | | | | | | | | | | | | | | | | | | | | | | | | | | | | | | | | | | | | | | | | | | | | | | | | | | | | | | | | | | | | | | | | | | | | | | | | | |
| VL1046A1 | D6 PIPE HOLDER - D6 J.G. TERMINAL | 3 | PZ | | | | | | | | | | | | | | | | | | | | | | | | | | | | | | | | | | | | | | | | | | | | | | | | | | | | | | | | | | | | | | | | | | | | | | | | | | | | | | | | | | |
| VL1047A1 | D6 PIPE HOLDER - D8 J.G. TERMINAL | 1 | PZ | | | | | | | | | | | | | | | | | | | | | | | | | | | | | | | | | | | | | | | | | | | | | | | | | | | | | | | | | | | | | | | | | | | | | | | | | | | | | | | | | | |
| VL1064A0 | WASHING SYSTEM OUTLETS DISTRIBUTOR | 1 | PZ | | | | | | | | | | | | | | | | | | | | | | | | | | | | | | | | | | | | | | | | | | | | | | | | | | | | | | | | | | | | | | | | | | | | | | | | | | | | | | | | | | |

| COMPONENT | | | SPARE PART | | | | | | | | | | | | | | | | | | | | | | | | | | | | | | | | | | | | | | | | | | | | | | | | | | | | | | | | | | | | | | | | | | | | | | | | | | | | | | |
|-----------|--|---|------------|--|---|------|-------------|-----|-----|----------|-------------------------------------|---|----|----------|--|---|----|----------|--|---|----|----------|--|---|----|----------|-----------------------------------|---|----|----------|--------------------------|---|----|----------|--------------------------|---|----|----------|--------------------------------|---|----|----------|----------------------|---|----|----------|--|---|----|----------|--|---|----|----------|--|---|----|----------|---------------------------------|---|----|----------|---------------------------------------|---|----|----------|---------------------------------------|---|----|----------|---|---|----|----------|--|---|----|----------|--------------------------------------|---|----|
| Code | Description | Image | Code | Description | Components list | | | | | | | | | | | | | | | | | | | | | | | | | | | | | | | | | | | | | | | | | | | | | | | | | | | | | | | | | | | | | | | | | | | | | | | | | | | | |
| VL1166A | BB6-AR6 L FITTING |  | KVL1187A | 3 ROTOR ARMS PLUS EU CLEANING SYSTEM KIT | <table border="1"> <thead> <tr> <th>Code</th> <th>Description</th> <th>Qty</th> <th>UOM</th> </tr> </thead> <tbody> <tr> <td>VL1065A1</td> <td>1/4 MALE N.O. PRESSURE SWITCH</td> <td>1</td> <td>PZ</td> </tr> <tr> <td>VL1067A0</td> <td>WASHING SYSTEM INLETS DISTRIBUTOR</td> <td>1</td> <td>PZ</td> </tr> <tr> <td>VL1092A0</td> <td>WASHING SYSTEM OUTLET DOUBLE DISTRIBUTOR</td> <td>1</td> <td>PZ</td> </tr> <tr> <td>VL1102A1</td> <td>DETERGENT LINE FILTER + BARBED VNR 6 MM</td> <td>1</td> <td>PZ</td> </tr> <tr> <td>VL1127A1</td> <td>6MM BARBED T-SHAPED FITTING</td> <td>2</td> <td>PZ</td> </tr> <tr> <td>VL1128A0</td> <td>D6 BARBED CHECK VALVE</td> <td>3</td> <td>PZ</td> </tr> <tr> <td>VL1128A1</td> <td>D6 BARBED CHECK VALVE</td> <td>3</td> <td>PZ</td> </tr> <tr> <td>VL1165A0</td> <td>BB6-AR6 STRAIGHT FITTING</td> <td>4</td> <td>PZ</td> </tr> <tr> <td>VL1166A0</td> <td>BB6-AR6 L FITTING</td> <td>4</td> <td>PZ</td> </tr> <tr> <td>VL1167A0</td> <td></td> <td>1</td> <td>PZ</td> </tr> <tr> <td>VL1167A1</td> <td></td> <td>1</td> <td>PZ</td> </tr> <tr> <td>VL1167A2</td> <td>GN21 3 ROTOR ARMS B-B FLOW RESTRICTOR</td> <td>1</td> <td>PZ</td> </tr> <tr> <td>VL1174C0</td> <td>D1.2 MM CALIBRATED NOZZLE</td> <td>1</td> <td>PZ</td> </tr> <tr> <td>VL1185A0</td> <td>2 WAYS PLUS WASHING DISTRIBUTOR</td> <td>1</td> <td>PZ</td> </tr> <tr> <td>VL1186A0</td> <td>3 WAYS PLUS WASHING DISTRIBUTOR</td> <td>1</td> <td>PZ</td> </tr> <tr> <td>VL1190A0</td> <td>PLUS WASHING SYSTEM INLET DISTRIBUTOR</td> <td>1</td> <td>PZ</td> </tr> <tr> <td>VM1605A0</td> <td>CLIP TWIST LOCK DIAM. 10,2-12,7 MM</td> <td>3</td> <td>PZ</td> </tr> <tr> <td>VM2172A0</td> <td>PUMP-WITH-CI RCUIT LOCKING PIN</td> <td>9</td> <td>PZ</td> </tr> </tbody> </table> | Code | Description | Qty | UOM | VL1065A1 | 1/4 MALE N.O. PRESSURE SWITCH | 1 | PZ | VL1067A0 | WASHING SYSTEM INLETS DISTRIBUTOR | 1 | PZ | VL1092A0 | WASHING SYSTEM OUTLET DOUBLE DISTRIBUTOR | 1 | PZ | VL1102A1 | DETERGENT LINE FILTER + BARBED VNR 6 MM | 1 | PZ | VL1127A1 | 6MM BARBED T-SHAPED FITTING | 2 | PZ | VL1128A0 | D6 BARBED CHECK VALVE | 3 | PZ | VL1128A1 | D6 BARBED CHECK VALVE | 3 | PZ | VL1165A0 | BB6-AR6 STRAIGHT FITTING | 4 | PZ | VL1166A0 | BB6-AR6 L FITTING | 4 | PZ | VL1167A0 | | 1 | PZ | VL1167A1 | | 1 | PZ | VL1167A2 | GN21 3 ROTOR ARMS B-B FLOW RESTRICTOR | 1 | PZ | VL1174C0 | D1.2 MM CALIBRATED NOZZLE | 1 | PZ | VL1185A0 | 2 WAYS PLUS WASHING DISTRIBUTOR | 1 | PZ | VL1186A0 | 3 WAYS PLUS WASHING DISTRIBUTOR | 1 | PZ | VL1190A0 | PLUS WASHING SYSTEM INLET DISTRIBUTOR | 1 | PZ | VM1605A0 | CLIP TWIST LOCK DIAM. 10,2-12,7 MM | 3 | PZ | VM2172A0 | PUMP-WITH-CI RCUIT LOCKING PIN | 9 | PZ |
| Code | Description | Qty | UOM | | | | | | | | | | | | | | | | | | | | | | | | | | | | | | | | | | | | | | | | | | | | | | | | | | | | | | | | | | | | | | | | | | | | | | | | | | | | | | |
| VL1065A1 | 1/4 MALE N.O. PRESSURE SWITCH | 1 | PZ | | | | | | | | | | | | | | | | | | | | | | | | | | | | | | | | | | | | | | | | | | | | | | | | | | | | | | | | | | | | | | | | | | | | | | | | | | | | | | |
| VL1067A0 | WASHING SYSTEM INLETS DISTRIBUTOR | 1 | PZ | | | | | | | | | | | | | | | | | | | | | | | | | | | | | | | | | | | | | | | | | | | | | | | | | | | | | | | | | | | | | | | | | | | | | | | | | | | | | | |
| VL1092A0 | WASHING SYSTEM OUTLET DOUBLE DISTRIBUTOR | 1 | PZ | | | | | | | | | | | | | | | | | | | | | | | | | | | | | | | | | | | | | | | | | | | | | | | | | | | | | | | | | | | | | | | | | | | | | | | | | | | | | | |
| VL1102A1 | DETERGENT LINE FILTER + BARBED VNR 6 MM | 1 | PZ | | | | | | | | | | | | | | | | | | | | | | | | | | | | | | | | | | | | | | | | | | | | | | | | | | | | | | | | | | | | | | | | | | | | | | | | | | | | | | |
| VL1127A1 | 6MM BARBED T-SHAPED FITTING | 2 | PZ | | | | | | | | | | | | | | | | | | | | | | | | | | | | | | | | | | | | | | | | | | | | | | | | | | | | | | | | | | | | | | | | | | | | | | | | | | | | | | |
| VL1128A0 | D6 BARBED CHECK VALVE | 3 | PZ | | | | | | | | | | | | | | | | | | | | | | | | | | | | | | | | | | | | | | | | | | | | | | | | | | | | | | | | | | | | | | | | | | | | | | | | | | | | | | |
| VL1128A1 | D6 BARBED CHECK VALVE | 3 | PZ | | | | | | | | | | | | | | | | | | | | | | | | | | | | | | | | | | | | | | | | | | | | | | | | | | | | | | | | | | | | | | | | | | | | | | | | | | | | | | |
| VL1165A0 | BB6-AR6 STRAIGHT FITTING | 4 | PZ | | | | | | | | | | | | | | | | | | | | | | | | | | | | | | | | | | | | | | | | | | | | | | | | | | | | | | | | | | | | | | | | | | | | | | | | | | | | | | |
| VL1166A0 | BB6-AR6 L FITTING | 4 | PZ | | | | | | | | | | | | | | | | | | | | | | | | | | | | | | | | | | | | | | | | | | | | | | | | | | | | | | | | | | | | | | | | | | | | | | | | | | | | | | |
| VL1167A0 | | 1 | PZ | | | | | | | | | | | | | | | | | | | | | | | | | | | | | | | | | | | | | | | | | | | | | | | | | | | | | | | | | | | | | | | | | | | | | | | | | | | | | | |
| VL1167A1 | | 1 | PZ | | | | | | | | | | | | | | | | | | | | | | | | | | | | | | | | | | | | | | | | | | | | | | | | | | | | | | | | | | | | | | | | | | | | | | | | | | | | | | |
| VL1167A2 | GN21 3 ROTOR ARMS B-B FLOW RESTRICTOR | 1 | PZ | | | | | | | | | | | | | | | | | | | | | | | | | | | | | | | | | | | | | | | | | | | | | | | | | | | | | | | | | | | | | | | | | | | | | | | | | | | | | | |
| VL1174C0 | D1.2 MM CALIBRATED NOZZLE | 1 | PZ | | | | | | | | | | | | | | | | | | | | | | | | | | | | | | | | | | | | | | | | | | | | | | | | | | | | | | | | | | | | | | | | | | | | | | | | | | | | | | |
| VL1185A0 | 2 WAYS PLUS WASHING DISTRIBUTOR | 1 | PZ | | | | | | | | | | | | | | | | | | | | | | | | | | | | | | | | | | | | | | | | | | | | | | | | | | | | | | | | | | | | | | | | | | | | | | | | | | | | | | |
| VL1186A0 | 3 WAYS PLUS WASHING DISTRIBUTOR | 1 | PZ | | | | | | | | | | | | | | | | | | | | | | | | | | | | | | | | | | | | | | | | | | | | | | | | | | | | | | | | | | | | | | | | | | | | | | | | | | | | | | |
| VL1190A0 | PLUS WASHING SYSTEM INLET DISTRIBUTOR | 1 | PZ | | | | | | | | | | | | | | | | | | | | | | | | | | | | | | | | | | | | | | | | | | | | | | | | | | | | | | | | | | | | | | | | | | | | | | | | | | | | | | |
| VM1605A0 | CLIP TWIST LOCK DIAM. 10,2-12,7 MM | 3 | PZ | | | | | | | | | | | | | | | | | | | | | | | | | | | | | | | | | | | | | | | | | | | | | | | | | | | | | | | | | | | | | | | | | | | | | | | | | | | | | | |
| VM2172A0 | PUMP-WITH-CI RCUIT LOCKING PIN | 9 | PZ | | | | | | | | | | | | | | | | | | | | | | | | | | | | | | | | | | | | | | | | | | | | | | | | | | | | | | | | | | | | | | | | | | | | | | | | | | | | | | |


| COMPONENT | | | SPARE PART | | | | | | | | | | | | | | | | | | | | | | | | | | | | | | | | | | | | | | | | | | | | | | | | | | | | | | | | | | | | | | | | | | | | | | | | | | | | | | | | | | |
|-----------|--|---|------------|--|--|------|-------------|-----|-----|----------|---------------------------------|---|----|----------|--|---|----|----------|--------------------------------------|---|----|----------|--------------------------------------|---|----|----------|---------------------------------|---|----|----------|-----------------------------|---|----|----------|-------------------------------------|---|----|----------|-----------------------|----|----|----------|--------------|---|----|----------|------------------------|---|----|----------|--------------------|---|----|----------|--|---|----|----------|--|-------|---|----------|--|-------|---|----------|-------------------|---|----|----------|---|---|----|----------|---|---|----|----------|-------------------------------------|---|----|----------|--|---|----|
| Code | Description | Image | Code | Description | Components list | | | | | | | | | | | | | | | | | | | | | | | | | | | | | | | | | | | | | | | | | | | | | | | | | | | | | | | | | | | | | | | | | | | | | | | | | | | | | | | | |
| VL1166A | BB6-AR6 L FITTING |  | KVL1184A | 2 ROTOR ARMS PLUS EU CLEANING SYSTEM KIT | <table border="1"> <thead> <tr> <th>Code</th> <th>Description</th> <th>Qty</th> <th>UOM</th> </tr> </thead> <tbody> <tr> <td>0H2143A0</td> <td>LAMIERA BLOCCA VNR VL1128</td> <td>2</td> <td>PZ</td> </tr> <tr> <td>0H2168A0</td> <td></td> <td>1</td> <td>PZ</td> </tr> <tr> <td>0H2354A0</td> <td>XEVC-XEVL WASHING CIRCUIT PLAT</td> <td>1</td> <td>PZ</td> </tr> <tr> <td>EL1220A0</td> <td>JG STRAIGHT CONNECTION Ø8F-Ø8F</td> <td>3</td> <td>PZ</td> </tr> <tr> <td>EL1440A0</td> <td>WATER SELF CLEANING VALVE</td> <td>4</td> <td>PZ</td> </tr> <tr> <td>GN1526A0</td> <td>INT. D.=6.9 TH=1.8 O-RIN</td> <td>9</td> <td>PZ</td> </tr> <tr> <td>RC1018A0</td> <td>ZINC PLATED D12 ELASTIC CLAMP</td> <td>2</td> <td>PZ</td> </tr> <tr> <td>RC1019A0</td> <td>D=10 ELASTIC CLAMP</td> <td>21</td> <td>PZ</td> </tr> <tr> <td>RC1130A0</td> <td>130X2,6 CLAM</td> <td>7</td> <td>PZ</td> </tr> <tr> <td>RC1131A0</td> <td>200X2.6 BLACK CLAMP</td> <td>3</td> <td>PZ</td> </tr> <tr> <td>RC1242A0</td> <td>D=10 CLOSED CAP</td> <td>2</td> <td>PZ</td> </tr> <tr> <td>RC1356A0</td> <td>"STRAIGHT THREADED FEMALE END 8X1/4" BS</td> <td>1</td> <td>PZ</td> </tr> <tr> <td>TB2820A0</td> <td>6X10 EPDM PIPE FOR WASHING SYSTEM</td> <td>2.400</td> <td>M</td> </tr> <tr> <td>TB3132A0</td> <td>WHITE-BLUE EPDM TEXTILE BRAID HOSE 6X12</td> <td>1.220</td> <td>M</td> </tr> <tr> <td>VL1019A0</td> <td>VIBRATION PUMP</td> <td>1</td> <td>PZ</td> </tr> <tr> <td>VL1046A1</td> <td>D6 PIPE HOLDER - D6 J.G. TERMINAL</td> <td>3</td> <td>PZ</td> </tr> <tr> <td>VL1047A1</td> <td>D6 PIPE HOLDER - D8 J.G. TERMINAL</td> <td>1</td> <td>PZ</td> </tr> <tr> <td>VL1065A1</td> <td>1/4 MALE N.O. PRESSURE SWITCH</td> <td>1</td> <td>PZ</td> </tr> <tr> <td>VL1067A0</td> <td>WASHING SYSTEM INLETS DISTRIBUTOR</td> <td>1</td> <td>PZ</td> </tr> </tbody> </table> | Code | Description | Qty | UOM | 0H2143A0 | LAMIERA BLOCCA VNR VL1128 | 2 | PZ | 0H2168A0 | | 1 | PZ | 0H2354A0 | XEVC-XEVL WASHING CIRCUIT PLAT | 1 | PZ | EL1220A0 | JG STRAIGHT CONNECTION Ø8F-Ø8F | 3 | PZ | EL1440A0 | WATER SELF CLEANING VALVE | 4 | PZ | GN1526A0 | INT. D.=6.9 TH=1.8 O-RIN | 9 | PZ | RC1018A0 | ZINC PLATED D12 ELASTIC CLAMP | 2 | PZ | RC1019A0 | D=10 ELASTIC CLAMP | 21 | PZ | RC1130A0 | 130X2,6 CLAM | 7 | PZ | RC1131A0 | 200X2.6 BLACK CLAMP | 3 | PZ | RC1242A0 | D=10 CLOSED CAP | 2 | PZ | RC1356A0 | "STRAIGHT THREADED FEMALE END 8X1/4" BS | 1 | PZ | TB2820A0 | 6X10 EPDM PIPE FOR WASHING SYSTEM | 2.400 | M | TB3132A0 | WHITE-BLUE EPDM TEXTILE BRAID HOSE 6X12 | 1.220 | M | VL1019A0 | VIBRATION PUMP | 1 | PZ | VL1046A1 | D6 PIPE HOLDER - D6 J.G. TERMINAL | 3 | PZ | VL1047A1 | D6 PIPE HOLDER - D8 J.G. TERMINAL | 1 | PZ | VL1065A1 | 1/4 MALE N.O. PRESSURE SWITCH | 1 | PZ | VL1067A0 | WASHING SYSTEM INLETS DISTRIBUTOR | 1 | PZ |
| Code | Description | Qty | UOM | | | | | | | | | | | | | | | | | | | | | | | | | | | | | | | | | | | | | | | | | | | | | | | | | | | | | | | | | | | | | | | | | | | | | | | | | | | | | | | | | | |
| 0H2143A0 | LAMIERA BLOCCA VNR VL1128 | 2 | PZ | | | | | | | | | | | | | | | | | | | | | | | | | | | | | | | | | | | | | | | | | | | | | | | | | | | | | | | | | | | | | | | | | | | | | | | | | | | | | | | | | | |
| 0H2168A0 | | 1 | PZ | | | | | | | | | | | | | | | | | | | | | | | | | | | | | | | | | | | | | | | | | | | | | | | | | | | | | | | | | | | | | | | | | | | | | | | | | | | | | | | | | | |
| 0H2354A0 | XEVC-XEVL WASHING CIRCUIT PLAT | 1 | PZ | | | | | | | | | | | | | | | | | | | | | | | | | | | | | | | | | | | | | | | | | | | | | | | | | | | | | | | | | | | | | | | | | | | | | | | | | | | | | | | | | | |
| EL1220A0 | JG STRAIGHT CONNECTION Ø8F-Ø8F | 3 | PZ | | | | | | | | | | | | | | | | | | | | | | | | | | | | | | | | | | | | | | | | | | | | | | | | | | | | | | | | | | | | | | | | | | | | | | | | | | | | | | | | | | |
| EL1440A0 | WATER SELF CLEANING VALVE | 4 | PZ | | | | | | | | | | | | | | | | | | | | | | | | | | | | | | | | | | | | | | | | | | | | | | | | | | | | | | | | | | | | | | | | | | | | | | | | | | | | | | | | | | |
| GN1526A0 | INT. D.=6.9 TH=1.8 O-RIN | 9 | PZ | | | | | | | | | | | | | | | | | | | | | | | | | | | | | | | | | | | | | | | | | | | | | | | | | | | | | | | | | | | | | | | | | | | | | | | | | | | | | | | | | | |
| RC1018A0 | ZINC PLATED D12 ELASTIC CLAMP | 2 | PZ | | | | | | | | | | | | | | | | | | | | | | | | | | | | | | | | | | | | | | | | | | | | | | | | | | | | | | | | | | | | | | | | | | | | | | | | | | | | | | | | | | |
| RC1019A0 | D=10 ELASTIC CLAMP | 21 | PZ | | | | | | | | | | | | | | | | | | | | | | | | | | | | | | | | | | | | | | | | | | | | | | | | | | | | | | | | | | | | | | | | | | | | | | | | | | | | | | | | | | |
| RC1130A0 | 130X2,6 CLAM | 7 | PZ | | | | | | | | | | | | | | | | | | | | | | | | | | | | | | | | | | | | | | | | | | | | | | | | | | | | | | | | | | | | | | | | | | | | | | | | | | | | | | | | | | |
| RC1131A0 | 200X2.6 BLACK CLAMP | 3 | PZ | | | | | | | | | | | | | | | | | | | | | | | | | | | | | | | | | | | | | | | | | | | | | | | | | | | | | | | | | | | | | | | | | | | | | | | | | | | | | | | | | | |
| RC1242A0 | D=10 CLOSED CAP | 2 | PZ | | | | | | | | | | | | | | | | | | | | | | | | | | | | | | | | | | | | | | | | | | | | | | | | | | | | | | | | | | | | | | | | | | | | | | | | | | | | | | | | | | |
| RC1356A0 | "STRAIGHT THREADED FEMALE END 8X1/4" BS | 1 | PZ | | | | | | | | | | | | | | | | | | | | | | | | | | | | | | | | | | | | | | | | | | | | | | | | | | | | | | | | | | | | | | | | | | | | | | | | | | | | | | | | | | |
| TB2820A0 | 6X10 EPDM PIPE FOR WASHING SYSTEM | 2.400 | M | | | | | | | | | | | | | | | | | | | | | | | | | | | | | | | | | | | | | | | | | | | | | | | | | | | | | | | | | | | | | | | | | | | | | | | | | | | | | | | | | | |
| TB3132A0 | WHITE-BLUE EPDM TEXTILE BRAID HOSE 6X12 | 1.220 | M | | | | | | | | | | | | | | | | | | | | | | | | | | | | | | | | | | | | | | | | | | | | | | | | | | | | | | | | | | | | | | | | | | | | | | | | | | | | | | | | | | |
| VL1019A0 | VIBRATION PUMP | 1 | PZ | | | | | | | | | | | | | | | | | | | | | | | | | | | | | | | | | | | | | | | | | | | | | | | | | | | | | | | | | | | | | | | | | | | | | | | | | | | | | | | | | | |
| VL1046A1 | D6 PIPE HOLDER - D6 J.G. TERMINAL | 3 | PZ | | | | | | | | | | | | | | | | | | | | | | | | | | | | | | | | | | | | | | | | | | | | | | | | | | | | | | | | | | | | | | | | | | | | | | | | | | | | | | | | | | |
| VL1047A1 | D6 PIPE HOLDER - D8 J.G. TERMINAL | 1 | PZ | | | | | | | | | | | | | | | | | | | | | | | | | | | | | | | | | | | | | | | | | | | | | | | | | | | | | | | | | | | | | | | | | | | | | | | | | | | | | | | | | | |
| VL1065A1 | 1/4 MALE N.O. PRESSURE SWITCH | 1 | PZ | | | | | | | | | | | | | | | | | | | | | | | | | | | | | | | | | | | | | | | | | | | | | | | | | | | | | | | | | | | | | | | | | | | | | | | | | | | | | | | | | | |
| VL1067A0 | WASHING SYSTEM INLETS DISTRIBUTOR | 1 | PZ | | | | | | | | | | | | | | | | | | | | | | | | | | | | | | | | | | | | | | | | | | | | | | | | | | | | | | | | | | | | | | | | | | | | | | | | | | | | | | | | | | |


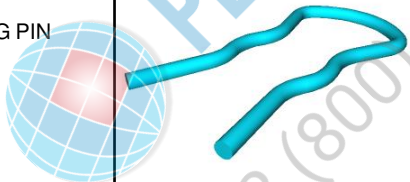


| COMPONENT | | | SPARE PART | | | | | | | | | | | | | | | | | | | | | | | | | | | | | | | | | | | | | | | | | | | | | | | | | | | | | | |
|-----------|--|---|------------|--|--|------|-------------|-----|-----|----------|--|---|----|----------|---|---|----|----------|-----------------------------------|---|----|----------|------------------------------|---|----|----------|-----------------------------|---|----|----------|----------------------------------|---|----|----------|-------------------|---|----|----------|------------------------------|---|----|----------|------------------------------------|---|----|----------|--|---|----|----------|---------------------------------------|---|----|----------|-----------------------------------|---|----|
| Code | Description | Image | Code | Description | Components list | | | | | | | | | | | | | | | | | | | | | | | | | | | | | | | | | | | | | | | | | | | | | | | | | | | | |
| VL1166A | BB6-AR6 L FITTING |  | KVL1184A | 2 ROTOR ARMS PLUS EU CLEANING SYSTEM KIT | <table border="1"> <thead> <tr> <th>Code</th> <th>Description</th> <th>Qty</th> <th>UOM</th> </tr> </thead> <tbody> <tr> <td>VL1092A0</td> <td>WASHING SYSTEM OUTLET DOUBLE DISTRIBUTOR</td> <td>1</td> <td>PZ</td> </tr> <tr> <td>VL1102A1</td> <td>DETERGENT LINE FILTER + BARBED VNR 6 MM</td> <td>1</td> <td>PZ</td> </tr> <tr> <td>VL1128A0</td> <td>D6 BARBED CHECK VALVE</td> <td>2</td> <td>PZ</td> </tr> <tr> <td>VL1128A1</td> <td>D6 BARBED CHECK VALVE</td> <td>2</td> <td>PZ</td> </tr> <tr> <td>VL1141A1</td> <td>STRAIGHT CONNECT BB6-BB6</td> <td>1</td> <td>PZ</td> </tr> <tr> <td>VL1165A0</td> <td>BB6-AR6 STRAIGHT FITTING</td> <td>4</td> <td>PZ</td> </tr> <tr> <td>VL1166A0</td> <td>BB6-AR6 L FITTING</td> <td>4</td> <td>PZ</td> </tr> <tr> <td>VL1174C0</td> <td>D1.2 MM CALIBRATED NOZZLE</td> <td>1</td> <td>PZ</td> </tr> <tr> <td>VL1186A0</td> <td>3 WAYS PLUS WASHING DISTRIBUTOR</td> <td>1</td> <td>PZ</td> </tr> <tr> <td>VL1190A0</td> <td>PLUS WASHING SYSTEM INLET DISTRIBUTOR</td> <td>1</td> <td>PZ</td> </tr> <tr> <td>VM1605A0</td> <td>CLIP TWIST LOCK DIAM. 10,2-12,7 MM</td> <td>4</td> <td>PZ</td> </tr> <tr> <td>VM2172A0</td> <td>PUMP-WITH-CI RCUIT LOCKING PIN</td> <td>9</td> <td>PZ</td> </tr> </tbody> </table> | Code | Description | Qty | UOM | VL1092A0 | WASHING SYSTEM OUTLET DOUBLE DISTRIBUTOR | 1 | PZ | VL1102A1 | DETERGENT LINE FILTER + BARBED VNR 6 MM | 1 | PZ | VL1128A0 | D6 BARBED CHECK VALVE | 2 | PZ | VL1128A1 | D6 BARBED CHECK VALVE | 2 | PZ | VL1141A1 | STRAIGHT CONNECT BB6-BB6 | 1 | PZ | VL1165A0 | BB6-AR6 STRAIGHT FITTING | 4 | PZ | VL1166A0 | BB6-AR6 L FITTING | 4 | PZ | VL1174C0 | D1.2 MM CALIBRATED NOZZLE | 1 | PZ | VL1186A0 | 3 WAYS PLUS WASHING DISTRIBUTOR | 1 | PZ | VL1190A0 | PLUS WASHING SYSTEM INLET DISTRIBUTOR | 1 | PZ | VM1605A0 | CLIP TWIST LOCK DIAM. 10,2-12,7 MM | 4 | PZ | VM2172A0 | PUMP-WITH-CI RCUIT LOCKING PIN | 9 | PZ |
| Code | Description | Qty | UOM | | | | | | | | | | | | | | | | | | | | | | | | | | | | | | | | | | | | | | | | | | | | | | | | | | | | | | |
| VL1092A0 | WASHING SYSTEM OUTLET DOUBLE DISTRIBUTOR | 1 | PZ | | | | | | | | | | | | | | | | | | | | | | | | | | | | | | | | | | | | | | | | | | | | | | | | | | | | | | |
| VL1102A1 | DETERGENT LINE FILTER + BARBED VNR 6 MM | 1 | PZ | | | | | | | | | | | | | | | | | | | | | | | | | | | | | | | | | | | | | | | | | | | | | | | | | | | | | | |
| VL1128A0 | D6 BARBED CHECK VALVE | 2 | PZ | | | | | | | | | | | | | | | | | | | | | | | | | | | | | | | | | | | | | | | | | | | | | | | | | | | | | | |
| VL1128A1 | D6 BARBED CHECK VALVE | 2 | PZ | | | | | | | | | | | | | | | | | | | | | | | | | | | | | | | | | | | | | | | | | | | | | | | | | | | | | | |
| VL1141A1 | STRAIGHT CONNECT BB6-BB6 | 1 | PZ | | | | | | | | | | | | | | | | | | | | | | | | | | | | | | | | | | | | | | | | | | | | | | | | | | | | | | |
| VL1165A0 | BB6-AR6 STRAIGHT FITTING | 4 | PZ | | | | | | | | | | | | | | | | | | | | | | | | | | | | | | | | | | | | | | | | | | | | | | | | | | | | | | |
| VL1166A0 | BB6-AR6 L FITTING | 4 | PZ | | | | | | | | | | | | | | | | | | | | | | | | | | | | | | | | | | | | | | | | | | | | | | | | | | | | | | |
| VL1174C0 | D1.2 MM CALIBRATED NOZZLE | 1 | PZ | | | | | | | | | | | | | | | | | | | | | | | | | | | | | | | | | | | | | | | | | | | | | | | | | | | | | | |
| VL1186A0 | 3 WAYS PLUS WASHING DISTRIBUTOR | 1 | PZ | | | | | | | | | | | | | | | | | | | | | | | | | | | | | | | | | | | | | | | | | | | | | | | | | | | | | | |
| VL1190A0 | PLUS WASHING SYSTEM INLET DISTRIBUTOR | 1 | PZ | | | | | | | | | | | | | | | | | | | | | | | | | | | | | | | | | | | | | | | | | | | | | | | | | | | | | | |
| VM1605A0 | CLIP TWIST LOCK DIAM. 10,2-12,7 MM | 4 | PZ | | | | | | | | | | | | | | | | | | | | | | | | | | | | | | | | | | | | | | | | | | | | | | | | | | | | | | |
| VM2172A0 | PUMP-WITH-CI RCUIT LOCKING PIN | 9 | PZ | | | | | | | | | | | | | | | | | | | | | | | | | | | | | | | | | | | | | | | | | | | | | | | | | | | | | | |
| | | | KVL1183A | 1 ROTOR ARM PLUS CLEANING SYSTEM KIT | <table border="1"> <thead> <tr> <th>Code</th> <th>Description</th> <th>Qty</th> <th>UOM</th> </tr> </thead> <tbody> <tr> <td>0H2143A0</td> <td>LAMIERA BLOCCA VNR VL1128</td> <td>2</td> <td>PZ</td> </tr> <tr> <td>0H2168A1</td> <td></td> <td>1</td> <td>PZ</td> </tr> <tr> <td>0H2354A0</td> <td>XEVC-XEVL WASHING CIRCUIT PLAT</td> <td>1</td> <td>PZ</td> </tr> <tr> <td>EL1440A0</td> <td>WATER SELF CLEANING VALVE</td> <td>3</td> <td>PZ</td> </tr> <tr> <td>GN1526A0</td> <td>INT. D.=6.9 TH=1.8 O-RIN</td> <td>7</td> <td>PZ</td> </tr> <tr> <td>RC1018A0</td> <td>ZINC PLATED D12 ELASTIC CLAMP</td> <td>2</td> <td>PZ</td> </tr> </tbody> </table> | Code | Description | Qty | UOM | 0H2143A0 | LAMIERA BLOCCA VNR VL1128 | 2 | PZ | 0H2168A1 | | 1 | PZ | 0H2354A0 | XEVC-XEVL WASHING CIRCUIT PLAT | 1 | PZ | EL1440A0 | WATER SELF CLEANING VALVE | 3 | PZ | GN1526A0 | INT. D.=6.9 TH=1.8 O-RIN | 7 | PZ | RC1018A0 | ZINC PLATED D12 ELASTIC CLAMP | 2 | PZ | | | | | | | | | | | | | | | | | | | | | | | | |
| Code | Description | Qty | UOM | | | | | | | | | | | | | | | | | | | | | | | | | | | | | | | | | | | | | | | | | | | | | | | | | | | | | | |
| 0H2143A0 | LAMIERA BLOCCA VNR VL1128 | 2 | PZ | | | | | | | | | | | | | | | | | | | | | | | | | | | | | | | | | | | | | | | | | | | | | | | | | | | | | | |
| 0H2168A1 | | 1 | PZ | | | | | | | | | | | | | | | | | | | | | | | | | | | | | | | | | | | | | | | | | | | | | | | | | | | | | | |
| 0H2354A0 | XEVC-XEVL WASHING CIRCUIT PLAT | 1 | PZ | | | | | | | | | | | | | | | | | | | | | | | | | | | | | | | | | | | | | | | | | | | | | | | | | | | | | | |
| EL1440A0 | WATER SELF CLEANING VALVE | 3 | PZ | | | | | | | | | | | | | | | | | | | | | | | | | | | | | | | | | | | | | | | | | | | | | | | | | | | | | | |
| GN1526A0 | INT. D.=6.9 TH=1.8 O-RIN | 7 | PZ | | | | | | | | | | | | | | | | | | | | | | | | | | | | | | | | | | | | | | | | | | | | | | | | | | | | | | |
| RC1018A0 | ZINC PLATED D12 ELASTIC CLAMP | 2 | PZ | | | | | | | | | | | | | | | | | | | | | | | | | | | | | | | | | | | | | | | | | | | | | | | | | | | | | | |






| COMPONENT | | | SPARE PART | | | | | | | | | | | | | | | | | | | | | | | | | | | | | | | | | | | | | | | | | | | | | | | | | | | | | | | | | | | | | | | | | | | | | | | | | | | | | | | | | | |
|-----------|---|---|------------|--------------------------------------|---|------|-------------|-----|-----|----------|--------------------|----|----|----------|--------------|---|----|----------|---------------------|---|----|----------|-----------------|---|----|----------|---|---|----|----------|-----------------------------------|-------|---|----------|---|-------|---|----------|-------------------------------|---|----|----------|----------------|---|----|----------|-----------------------------------|---|----|----------|-------------------------------|---|----|----------|---|---|----|----------|-----------------------|---|----|----------|-----------------------|---|----|----------|--------------------------|---|----|----------|-------------------|---|----|----------|---------------------------|---|----|----------|---------------------------------|---|----|----------|---------------------------------------|---|----|
| Code | Description | Image | Code | Description | Components list | | | | | | | | | | | | | | | | | | | | | | | | | | | | | | | | | | | | | | | | | | | | | | | | | | | | | | | | | | | | | | | | | | | | | | | | | | | | | | | | |
| VL1166A | BB6-AR6 L FITTING |  | KVL1183A | 1 ROTOR ARM PLUS CLEANING SYSTEM KIT | <table border="1"> <thead> <tr> <th>Code</th> <th>Description</th> <th>Qty</th> <th>UOM</th> </tr> </thead> <tbody> <tr> <td>RC1019A0</td> <td>D=10 ELASTIC CLAMP</td> <td>14</td> <td>PZ</td> </tr> <tr> <td>RC1130A0</td> <td>130X2,6 CLAM</td> <td>5</td> <td>PZ</td> </tr> <tr> <td>RC1131A0</td> <td>200X2.6 BLACK CLAMP</td> <td>2</td> <td>PZ</td> </tr> <tr> <td>RC1242A0</td> <td>D=10 CLOSED CAP</td> <td>2</td> <td>PZ</td> </tr> <tr> <td>RC1356A0</td> <td>"STRAIGHT THREADED FEMALE END 8X1/4" BS</td> <td>1</td> <td>PZ</td> </tr> <tr> <td>TB2820A0</td> <td>6X10 EPDM PIPE FOR WASHING SYSTEM</td> <td>1.410</td> <td>M</td> </tr> <tr> <td>TB3132A0</td> <td>WHITE-BLUE EPDM TEXTILE BRAID HOSE 6X12</td> <td>0.770</td> <td>M</td> </tr> <tr> <td>VI1220A1</td> <td>4,2X12 TCB SELF-TAPPING SCREW</td> <td>3</td> <td>PZ</td> </tr> <tr> <td>VL1019A0</td> <td>VIBRATION PUMP</td> <td>1</td> <td>PZ</td> </tr> <tr> <td>VL1047A1</td> <td>D6 PIPE HOLDER - D8 J.G. TERMINAL</td> <td>1</td> <td>PZ</td> </tr> <tr> <td>VL1065A1</td> <td>1/4 MALE N.O. PRESSURE SWITCH</td> <td>1</td> <td>PZ</td> </tr> <tr> <td>VL1102A1</td> <td>DETERGENT LINE FILTER + BARBED VNR 6 MM</td> <td>1</td> <td>PZ</td> </tr> <tr> <td>VL1128A0</td> <td>D6 BARBED CHECK VALVE</td> <td>2</td> <td>PZ</td> </tr> <tr> <td>VL1128A1</td> <td>D6 BARBED CHECK VALVE</td> <td>2</td> <td>PZ</td> </tr> <tr> <td>VL1165A0</td> <td>BB6-AR6 STRAIGHT FITTING</td> <td>1</td> <td>PZ</td> </tr> <tr> <td>VL1166A0</td> <td>BB6-AR6 L FITTING</td> <td>3</td> <td>PZ</td> </tr> <tr> <td>VL1174C0</td> <td>D1.2 MM CALIBRATED NOZZLE</td> <td>1</td> <td>PZ</td> </tr> <tr> <td>VL1185A0</td> <td>2 WAYS PLUS WASHING DISTRIBUTOR</td> <td>1</td> <td>PZ</td> </tr> <tr> <td>VL1190A0</td> <td>PLUS WASHING SYSTEM INLET DISTRIBUTOR</td> <td>1</td> <td>PZ</td> </tr> </tbody> </table> | Code | Description | Qty | UOM | RC1019A0 | D=10 ELASTIC CLAMP | 14 | PZ | RC1130A0 | 130X2,6 CLAM | 5 | PZ | RC1131A0 | 200X2.6 BLACK CLAMP | 2 | PZ | RC1242A0 | D=10 CLOSED CAP | 2 | PZ | RC1356A0 | "STRAIGHT THREADED FEMALE END 8X1/4" BS | 1 | PZ | TB2820A0 | 6X10 EPDM PIPE FOR WASHING SYSTEM | 1.410 | M | TB3132A0 | WHITE-BLUE EPDM TEXTILE BRAID HOSE 6X12 | 0.770 | M | VI1220A1 | 4,2X12 TCB SELF-TAPPING SCREW | 3 | PZ | VL1019A0 | VIBRATION PUMP | 1 | PZ | VL1047A1 | D6 PIPE HOLDER - D8 J.G. TERMINAL | 1 | PZ | VL1065A1 | 1/4 MALE N.O. PRESSURE SWITCH | 1 | PZ | VL1102A1 | DETERGENT LINE FILTER + BARBED VNR 6 MM | 1 | PZ | VL1128A0 | D6 BARBED CHECK VALVE | 2 | PZ | VL1128A1 | D6 BARBED CHECK VALVE | 2 | PZ | VL1165A0 | BB6-AR6 STRAIGHT FITTING | 1 | PZ | VL1166A0 | BB6-AR6 L FITTING | 3 | PZ | VL1174C0 | D1.2 MM CALIBRATED NOZZLE | 1 | PZ | VL1185A0 | 2 WAYS PLUS WASHING DISTRIBUTOR | 1 | PZ | VL1190A0 | PLUS WASHING SYSTEM INLET DISTRIBUTOR | 1 | PZ |
| Code | Description | Qty | UOM | | | | | | | | | | | | | | | | | | | | | | | | | | | | | | | | | | | | | | | | | | | | | | | | | | | | | | | | | | | | | | | | | | | | | | | | | | | | | | | | | | |
| RC1019A0 | D=10 ELASTIC CLAMP | 14 | PZ | | | | | | | | | | | | | | | | | | | | | | | | | | | | | | | | | | | | | | | | | | | | | | | | | | | | | | | | | | | | | | | | | | | | | | | | | | | | | | | | | | |
| RC1130A0 | 130X2,6 CLAM | 5 | PZ | | | | | | | | | | | | | | | | | | | | | | | | | | | | | | | | | | | | | | | | | | | | | | | | | | | | | | | | | | | | | | | | | | | | | | | | | | | | | | | | | | |
| RC1131A0 | 200X2.6 BLACK CLAMP | 2 | PZ | | | | | | | | | | | | | | | | | | | | | | | | | | | | | | | | | | | | | | | | | | | | | | | | | | | | | | | | | | | | | | | | | | | | | | | | | | | | | | | | | | |
| RC1242A0 | D=10 CLOSED CAP | 2 | PZ | | | | | | | | | | | | | | | | | | | | | | | | | | | | | | | | | | | | | | | | | | | | | | | | | | | | | | | | | | | | | | | | | | | | | | | | | | | | | | | | | | |
| RC1356A0 | "STRAIGHT THREADED FEMALE END 8X1/4" BS | 1 | PZ | | | | | | | | | | | | | | | | | | | | | | | | | | | | | | | | | | | | | | | | | | | | | | | | | | | | | | | | | | | | | | | | | | | | | | | | | | | | | | | | | | |
| TB2820A0 | 6X10 EPDM PIPE FOR WASHING SYSTEM | 1.410 | M | | | | | | | | | | | | | | | | | | | | | | | | | | | | | | | | | | | | | | | | | | | | | | | | | | | | | | | | | | | | | | | | | | | | | | | | | | | | | | | | | | |
| TB3132A0 | WHITE-BLUE EPDM TEXTILE BRAID HOSE 6X12 | 0.770 | M | | | | | | | | | | | | | | | | | | | | | | | | | | | | | | | | | | | | | | | | | | | | | | | | | | | | | | | | | | | | | | | | | | | | | | | | | | | | | | | | | | |
| VI1220A1 | 4,2X12 TCB SELF-TAPPING SCREW | 3 | PZ | | | | | | | | | | | | | | | | | | | | | | | | | | | | | | | | | | | | | | | | | | | | | | | | | | | | | | | | | | | | | | | | | | | | | | | | | | | | | | | | | | |
| VL1019A0 | VIBRATION PUMP | 1 | PZ | | | | | | | | | | | | | | | | | | | | | | | | | | | | | | | | | | | | | | | | | | | | | | | | | | | | | | | | | | | | | | | | | | | | | | | | | | | | | | | | | | |
| VL1047A1 | D6 PIPE HOLDER - D8 J.G. TERMINAL | 1 | PZ | | | | | | | | | | | | | | | | | | | | | | | | | | | | | | | | | | | | | | | | | | | | | | | | | | | | | | | | | | | | | | | | | | | | | | | | | | | | | | | | | | |
| VL1065A1 | 1/4 MALE N.O. PRESSURE SWITCH | 1 | PZ | | | | | | | | | | | | | | | | | | | | | | | | | | | | | | | | | | | | | | | | | | | | | | | | | | | | | | | | | | | | | | | | | | | | | | | | | | | | | | | | | | |
| VL1102A1 | DETERGENT LINE FILTER + BARBED VNR 6 MM | 1 | PZ | | | | | | | | | | | | | | | | | | | | | | | | | | | | | | | | | | | | | | | | | | | | | | | | | | | | | | | | | | | | | | | | | | | | | | | | | | | | | | | | | | |
| VL1128A0 | D6 BARBED CHECK VALVE | 2 | PZ | | | | | | | | | | | | | | | | | | | | | | | | | | | | | | | | | | | | | | | | | | | | | | | | | | | | | | | | | | | | | | | | | | | | | | | | | | | | | | | | | | |
| VL1128A1 | D6 BARBED CHECK VALVE | 2 | PZ | | | | | | | | | | | | | | | | | | | | | | | | | | | | | | | | | | | | | | | | | | | | | | | | | | | | | | | | | | | | | | | | | | | | | | | | | | | | | | | | | | |
| VL1165A0 | BB6-AR6 STRAIGHT FITTING | 1 | PZ | | | | | | | | | | | | | | | | | | | | | | | | | | | | | | | | | | | | | | | | | | | | | | | | | | | | | | | | | | | | | | | | | | | | | | | | | | | | | | | | | | |
| VL1166A0 | BB6-AR6 L FITTING | 3 | PZ | | | | | | | | | | | | | | | | | | | | | | | | | | | | | | | | | | | | | | | | | | | | | | | | | | | | | | | | | | | | | | | | | | | | | | | | | | | | | | | | | | |
| VL1174C0 | D1.2 MM CALIBRATED NOZZLE | 1 | PZ | | | | | | | | | | | | | | | | | | | | | | | | | | | | | | | | | | | | | | | | | | | | | | | | | | | | | | | | | | | | | | | | | | | | | | | | | | | | | | | | | | |
| VL1185A0 | 2 WAYS PLUS WASHING DISTRIBUTOR | 1 | PZ | | | | | | | | | | | | | | | | | | | | | | | | | | | | | | | | | | | | | | | | | | | | | | | | | | | | | | | | | | | | | | | | | | | | | | | | | | | | | | | | | | |
| VL1190A0 | PLUS WASHING SYSTEM INLET DISTRIBUTOR | 1 | PZ | | | | | | | | | | | | | | | | | | | | | | | | | | | | | | | | | | | | | | | | | | | | | | | | | | | | | | | | | | | | | | | | | | | | | | | | | | | | | | | | | | |







PLATON SERVICE
8 (800) 500-34-47
www.platonservice.com

| COMPONENT | | | SPARE PART | | | | | | | | | | | | | | | | | | | | | | | | | | | | | | | | | | | | | | | | | | | | | | | | | | | | | | | | | | | | | | | | | | | | | | |
|-----------|---|---|------------|--------------------------------------|---|------|-------------|-----|-----|----------|------------------------------------|---|----|----------|--------------------------------------|---|----|----------|---------------------------|---|----|----------|--------------------------|---|----|----------|-------------------------------|---|----|----------|--------------------|----|----|----------|--------------|---|----|----------|-----------------|---|----|----------|-----------------------------------|-------|---|----------|---|-------|---|----------|-------------------------------|---|----|----------|----------------|---|----|----------|-----------------------------------|---|----|----------|-----------------------------------|---|----|----------|---|---|----|----------|-----------------------|---|----|
| Code | Description | Image | Code | Description | Components list | | | | | | | | | | | | | | | | | | | | | | | | | | | | | | | | | | | | | | | | | | | | | | | | | | | | | | | | | | | | | | | | | | | | |
| VL1166A | BB6-AR6 L FITTING |  | KVL1183A | 1 ROTOR ARM PLUS CLEANING SYSTEM KIT | <table border="1"> <thead> <tr> <th>Code</th> <th>Description</th> <th>Qty</th> <th>UOM</th> </tr> </thead> <tbody> <tr> <td>VM1605A0</td> <td>CLIP TWIST LOCK DIAM. 10,2-12,7 MM</td> <td>3</td> <td>PZ</td> </tr> <tr> <td>VM2172A0</td> <td>PUMP-WITH-RCUIT LOCKING PIN</td> <td>7</td> <td>PZ</td> </tr> </tbody> </table> | Code | Description | Qty | UOM | VM1605A0 | CLIP TWIST LOCK DIAM. 10,2-12,7 MM | 3 | PZ | VM2172A0 | PUMP-WITH-RCUIT LOCKING PIN | 7 | PZ | | | | | | | | | | | | | | | | | | | | | | | | | | | | | | | | | | | | | | | | | | | | | | | | | | | | | | | | |
| Code | Description | Qty | UOM | | | | | | | | | | | | | | | | | | | | | | | | | | | | | | | | | | | | | | | | | | | | | | | | | | | | | | | | | | | | | | | | | | | | | | |
| VM1605A0 | CLIP TWIST LOCK DIAM. 10,2-12,7 MM | 3 | PZ | | | | | | | | | | | | | | | | | | | | | | | | | | | | | | | | | | | | | | | | | | | | | | | | | | | | | | | | | | | | | | | | | | | | | | |
| VM2172A0 | PUMP-WITH-RCUIT LOCKING PIN | 7 | PZ | | | | | | | | | | | | | | | | | | | | | | | | | | | | | | | | | | | | | | | | | | | | | | | | | | | | | | | | | | | | | | | | | | | | | | |
| | | | KVL1182A | ONE CLEANING SYSTEM KIT (0311 EXC.) | <table border="1"> <thead> <tr> <th>Code</th> <th>Description</th> <th>Qty</th> <th>UOM</th> </tr> </thead> <tbody> <tr> <td>0H2143A0</td> <td>LAMIERA BLOCCA VNR VL1128</td> <td>2</td> <td>PZ</td> </tr> <tr> <td>0H2202A1</td> <td>ONE WASHING WITH STEAM VALVE SUPPORT</td> <td>1</td> <td>PZ</td> </tr> <tr> <td>EL1440A0</td> <td>WATER SELF CLEANING VALVE</td> <td>1</td> <td>PZ</td> </tr> <tr> <td>GN1526A0</td> <td>INT. D.=6.9 TH=1.8 O-RIN</td> <td>3</td> <td>PZ</td> </tr> <tr> <td>RC1018A0</td> <td>ZINC PLATED D12 ELASTIC CLAMP</td> <td>1</td> <td>PZ</td> </tr> <tr> <td>RC1019A0</td> <td>D=10 ELASTIC CLAMP</td> <td>14</td> <td>PZ</td> </tr> <tr> <td>RC1130A0</td> <td>130X2,6 CLAM</td> <td>2</td> <td>PZ</td> </tr> <tr> <td>RC1242A0</td> <td>D=10 CLOSED CAP</td> <td>2</td> <td>PZ</td> </tr> <tr> <td>TB2820A0</td> <td>6X10 EPDM PIPE FOR WASHING SYSTEM</td> <td>1.410</td> <td>M</td> </tr> <tr> <td>TB3132A0</td> <td>WHITE-BLUE EPDM TEXTILE BRAID HOSE 6X12</td> <td>0.670</td> <td>M</td> </tr> <tr> <td>VI1220A1</td> <td>4,2X12 TCB SELF-TAPPING SCREW</td> <td>1</td> <td>PZ</td> </tr> <tr> <td>VL1019A0</td> <td>VIBRATION PUMP</td> <td>1</td> <td>PZ</td> </tr> <tr> <td>VL1047A1</td> <td>D6 PIPE HOLDER - D8 J.G. TERMINAL</td> <td>1</td> <td>PZ</td> </tr> <tr> <td>VL1054B0</td> <td>ONE WASHING SYS INLET DISTRIBUTOR</td> <td>1</td> <td>PZ</td> </tr> <tr> <td>VL1102A1</td> <td>DETERGENT LINE FILTER + BARBED VNR 6 MM</td> <td>1</td> <td>PZ</td> </tr> <tr> <td>VL1128A0</td> <td>D6 BARBED CHECK VALVE</td> <td>2</td> <td>PZ</td> </tr> </tbody> </table> | Code | Description | Qty | UOM | 0H2143A0 | LAMIERA BLOCCA VNR VL1128 | 2 | PZ | 0H2202A1 | ONE WASHING WITH STEAM VALVE SUPPORT | 1 | PZ | EL1440A0 | WATER SELF CLEANING VALVE | 1 | PZ | GN1526A0 | INT. D.=6.9 TH=1.8 O-RIN | 3 | PZ | RC1018A0 | ZINC PLATED D12 ELASTIC CLAMP | 1 | PZ | RC1019A0 | D=10 ELASTIC CLAMP | 14 | PZ | RC1130A0 | 130X2,6 CLAM | 2 | PZ | RC1242A0 | D=10 CLOSED CAP | 2 | PZ | TB2820A0 | 6X10 EPDM PIPE FOR WASHING SYSTEM | 1.410 | M | TB3132A0 | WHITE-BLUE EPDM TEXTILE BRAID HOSE 6X12 | 0.670 | M | VI1220A1 | 4,2X12 TCB SELF-TAPPING SCREW | 1 | PZ | VL1019A0 | VIBRATION PUMP | 1 | PZ | VL1047A1 | D6 PIPE HOLDER - D8 J.G. TERMINAL | 1 | PZ | VL1054B0 | ONE WASHING SYS INLET DISTRIBUTOR | 1 | PZ | VL1102A1 | DETERGENT LINE FILTER + BARBED VNR 6 MM | 1 | PZ | VL1128A0 | D6 BARBED CHECK VALVE | 2 | PZ |
| Code | Description | Qty | UOM | | | | | | | | | | | | | | | | | | | | | | | | | | | | | | | | | | | | | | | | | | | | | | | | | | | | | | | | | | | | | | | | | | | | | | |
| 0H2143A0 | LAMIERA BLOCCA VNR VL1128 | 2 | PZ | | | | | | | | | | | | | | | | | | | | | | | | | | | | | | | | | | | | | | | | | | | | | | | | | | | | | | | | | | | | | | | | | | | | | | |
| 0H2202A1 | ONE WASHING WITH STEAM VALVE SUPPORT | 1 | PZ | | | | | | | | | | | | | | | | | | | | | | | | | | | | | | | | | | | | | | | | | | | | | | | | | | | | | | | | | | | | | | | | | | | | | | |
| EL1440A0 | WATER SELF CLEANING VALVE | 1 | PZ | | | | | | | | | | | | | | | | | | | | | | | | | | | | | | | | | | | | | | | | | | | | | | | | | | | | | | | | | | | | | | | | | | | | | | |
| GN1526A0 | INT. D.=6.9 TH=1.8 O-RIN | 3 | PZ | | | | | | | | | | | | | | | | | | | | | | | | | | | | | | | | | | | | | | | | | | | | | | | | | | | | | | | | | | | | | | | | | | | | | | |
| RC1018A0 | ZINC PLATED D12 ELASTIC CLAMP | 1 | PZ | | | | | | | | | | | | | | | | | | | | | | | | | | | | | | | | | | | | | | | | | | | | | | | | | | | | | | | | | | | | | | | | | | | | | | |
| RC1019A0 | D=10 ELASTIC CLAMP | 14 | PZ | | | | | | | | | | | | | | | | | | | | | | | | | | | | | | | | | | | | | | | | | | | | | | | | | | | | | | | | | | | | | | | | | | | | | | |
| RC1130A0 | 130X2,6 CLAM | 2 | PZ | | | | | | | | | | | | | | | | | | | | | | | | | | | | | | | | | | | | | | | | | | | | | | | | | | | | | | | | | | | | | | | | | | | | | | |
| RC1242A0 | D=10 CLOSED CAP | 2 | PZ | | | | | | | | | | | | | | | | | | | | | | | | | | | | | | | | | | | | | | | | | | | | | | | | | | | | | | | | | | | | | | | | | | | | | | |
| TB2820A0 | 6X10 EPDM PIPE FOR WASHING SYSTEM | 1.410 | M | | | | | | | | | | | | | | | | | | | | | | | | | | | | | | | | | | | | | | | | | | | | | | | | | | | | | | | | | | | | | | | | | | | | | | |
| TB3132A0 | WHITE-BLUE EPDM TEXTILE BRAID HOSE 6X12 | 0.670 | M | | | | | | | | | | | | | | | | | | | | | | | | | | | | | | | | | | | | | | | | | | | | | | | | | | | | | | | | | | | | | | | | | | | | | | |
| VI1220A1 | 4,2X12 TCB SELF-TAPPING SCREW | 1 | PZ | | | | | | | | | | | | | | | | | | | | | | | | | | | | | | | | | | | | | | | | | | | | | | | | | | | | | | | | | | | | | | | | | | | | | | |
| VL1019A0 | VIBRATION PUMP | 1 | PZ | | | | | | | | | | | | | | | | | | | | | | | | | | | | | | | | | | | | | | | | | | | | | | | | | | | | | | | | | | | | | | | | | | | | | | |
| VL1047A1 | D6 PIPE HOLDER - D8 J.G. TERMINAL | 1 | PZ | | | | | | | | | | | | | | | | | | | | | | | | | | | | | | | | | | | | | | | | | | | | | | | | | | | | | | | | | | | | | | | | | | | | | | |
| VL1054B0 | ONE WASHING SYS INLET DISTRIBUTOR | 1 | PZ | | | | | | | | | | | | | | | | | | | | | | | | | | | | | | | | | | | | | | | | | | | | | | | | | | | | | | | | | | | | | | | | | | | | | | |
| VL1102A1 | DETERGENT LINE FILTER + BARBED VNR 6 MM | 1 | PZ | | | | | | | | | | | | | | | | | | | | | | | | | | | | | | | | | | | | | | | | | | | | | | | | | | | | | | | | | | | | | | | | | | | | | | |
| VL1128A0 | D6 BARBED CHECK VALVE | 2 | PZ | | | | | | | | | | | | | | | | | | | | | | | | | | | | | | | | | | | | | | | | | | | | | | | | | | | | | | | | | | | | | | | | | | | | | | |

| COMPONENT | | | SPARE PART | | | | | | | | | | | | | | | | | | | | | | | | | | | | | | | | | | |
|-----------|-------------------------------------|---|------------|-------------------------------------|--|------|-------------|-----|-----|----------|-----------------------|---|----|----------|--------------------------|---|----|----------|-------------------|---|----|----------|---------------------------|---|----|----------|-------------------------------------|---|----|----------|------------------------------------|---|----|----------|-------------------------------------|---|----|
| Code | Description | Image | Code | Description | Components list | | | | | | | | | | | | | | | | | | | | | | | | | | | | | | | | |
| VL1166A | BB6-AR6 L FITTING |  | KVL1182A | ONE CLEANING SYSTEM KIT (0311 EXC.) | <table border="1"> <thead> <tr> <th>Code</th> <th>Description</th> <th>Qty</th> <th>UOM</th> </tr> </thead> <tbody> <tr> <td>VL1128A1</td> <td>D6 BARBED CHECK VALVE</td> <td>2</td> <td>PZ</td> </tr> <tr> <td>VL1165A0</td> <td>BB6-AR6 STRAIGHT FITTING</td> <td>1</td> <td>PZ</td> </tr> <tr> <td>VL1166A0</td> <td>BB6-AR6 L FITTING</td> <td>1</td> <td>PZ</td> </tr> <tr> <td>VL1174C0</td> <td>D1.2 MM CALIBRATED NOZZLE</td> <td>1</td> <td>PZ</td> </tr> <tr> <td>VL1191A0</td> <td>ONE WASHING DISTRIBUTOR OUTLETS KIT</td> <td>1</td> <td>PZ</td> </tr> <tr> <td>VM1605A0</td> <td>CLIP TWIST LOCK DIAM. 10,2-12,7 MM</td> <td>3</td> <td>PZ</td> </tr> <tr> <td>VM2172A0</td> <td>PUMP-WITH-CIRCUIT RCUIT LOCKING PIN</td> <td>2</td> <td>PZ</td> </tr> </tbody> </table> | Code | Description | Qty | UOM | VL1128A1 | D6 BARBED CHECK VALVE | 2 | PZ | VL1165A0 | BB6-AR6 STRAIGHT FITTING | 1 | PZ | VL1166A0 | BB6-AR6 L FITTING | 1 | PZ | VL1174C0 | D1.2 MM CALIBRATED NOZZLE | 1 | PZ | VL1191A0 | ONE WASHING DISTRIBUTOR OUTLETS KIT | 1 | PZ | VM1605A0 | CLIP TWIST LOCK DIAM. 10,2-12,7 MM | 3 | PZ | VM2172A0 | PUMP-WITH-CIRCUIT RCUIT LOCKING PIN | 2 | PZ |
| Code | Description | Qty | UOM | | | | | | | | | | | | | | | | | | | | | | | | | | | | | | | | | | |
| VL1128A1 | D6 BARBED CHECK VALVE | 2 | PZ | | | | | | | | | | | | | | | | | | | | | | | | | | | | | | | | | | |
| VL1165A0 | BB6-AR6 STRAIGHT FITTING | 1 | PZ | | | | | | | | | | | | | | | | | | | | | | | | | | | | | | | | | | |
| VL1166A0 | BB6-AR6 L FITTING | 1 | PZ | | | | | | | | | | | | | | | | | | | | | | | | | | | | | | | | | | |
| VL1174C0 | D1.2 MM CALIBRATED NOZZLE | 1 | PZ | | | | | | | | | | | | | | | | | | | | | | | | | | | | | | | | | | |
| VL1191A0 | ONE WASHING DISTRIBUTOR OUTLETS KIT | 1 | PZ | | | | | | | | | | | | | | | | | | | | | | | | | | | | | | | | | | |
| VM1605A0 | CLIP TWIST LOCK DIAM. 10,2-12,7 MM | 3 | PZ | | | | | | | | | | | | | | | | | | | | | | | | | | | | | | | | | | |
| VM2172A0 | PUMP-WITH-CIRCUIT RCUIT LOCKING PIN | 2 | PZ | | | | | | | | | | | | | | | | | | | | | | | | | | | | | | | | | | |
| VM2172A | PUMP-WITH-CIRCUIT LOCKING PIN |  | VM2172A0 | PUMP-WITH-CIRCUIT LOCKING PIN | | | | | | | | | | | | | | | | | | | | | | | | | | | | | | | | | |
| RC1414A | D12 HOSE CLAMP |  | RC1414A0 | D12 HOSE CLAMP | | | | | | | | | | | | | | | | | | | | | | | | | | | | | | | | | |
| TB2870A | |  | TB2870A0 | | | | | | | | | | | | | | | | | | | | | | | | | | | | | | | | | | |

| COMPONENT | | | SPARE PART | | | | | | | | | | | | | | | | | | | | | | |
|-----------|--|---|------------|--|--|------|-------------|-----|-----|----------|---|-------|----|----------|--------------------------------------|-------|----|----------|---|-------|----|----------|------------------------------------|---|----|
| Code | Description | Image | Code | Description | Components list | | | | | | | | | | | | | | | | | | | | |
| EL1431B | BARBED 9+38 STEAM SOLENOID VALVE |  | KEL1431B | 9+38 JG D8-D10 STEAM SOLENOID VALVE KIT | <table border="1"> <thead> <tr> <th>Code</th> <th>Description</th> <th>Qty</th> <th>UOM</th> </tr> </thead> <tbody> <tr> <td>EL1431B0</td> <td>BARBED 9+38 STEAM SOLENOID VALVE</td> <td>1</td> <td>PZ</td> </tr> <tr> <td>RC1018A0</td> <td>ZINC PLATED D12 ELASTIC CLAMP</td> <td>2</td> <td>PZ</td> </tr> <tr> <td>VM1224A0</td> <td>65MY 220MM COLOURS SHRINK TUBE</td> <td>0.250</td> <td>M</td> </tr> </tbody> </table> | Code | Description | Qty | UOM | EL1431B0 | BARBED 9+38 STEAM SOLENOID VALVE | 1 | PZ | RC1018A0 | ZINC PLATED D12 ELASTIC CLAMP | 2 | PZ | VM1224A0 | 65MY 220MM COLOURS SHRINK TUBE | 0.250 | M | | | | |
| Code | Description | Qty | UOM | | | | | | | | | | | | | | | | | | | | | | |
| EL1431B0 | BARBED 9+38 STEAM SOLENOID VALVE | 1 | PZ | | | | | | | | | | | | | | | | | | | | | | |
| RC1018A0 | ZINC PLATED D12 ELASTIC CLAMP | 2 | PZ | | | | | | | | | | | | | | | | | | | | | | |
| VM1224A0 | 65MY 220MM COLOURS SHRINK TUBE | 0.250 | M | | | | | | | | | | | | | | | | | | | | | | |
| VM1630A | INTERNAL GLASS PUSHING CAP |  | KVM1630A | CAP FOR INTERNAL GLASS 10 PCS KIT | <table border="1"> <thead> <tr> <th>Code</th> <th>Description</th> <th>Qty</th> <th>UOM</th> </tr> </thead> <tbody> <tr> <td>VM1224A0</td> <td>65MY 220MM COLOURS SHRINK TUBE</td> <td>0.200</td> <td>M</td> </tr> <tr> <td>VM1630A0</td> <td>INTERNAL GLASS PUSHING CAP</td> <td>10</td> <td>PZ</td> </tr> <tr> <td>VM1630A1</td> <td>INTERNAL GLASS PUSHING CAP</td> <td>10</td> <td>PZ</td> </tr> </tbody> </table> | Code | Description | Qty | UOM | VM1224A0 | 65MY 220MM COLOURS SHRINK TUBE | 0.200 | M | VM1630A0 | INTERNAL GLASS PUSHING CAP | 10 | PZ | VM1630A1 | INTERNAL GLASS PUSHING CAP | 10 | PZ | | | | |
| Code | Description | Qty | UOM | | | | | | | | | | | | | | | | | | | | | | |
| VM1224A0 | 65MY 220MM COLOURS SHRINK TUBE | 0.200 | M | | | | | | | | | | | | | | | | | | | | | | |
| VM1630A0 | INTERNAL GLASS PUSHING CAP | 10 | PZ | | | | | | | | | | | | | | | | | | | | | | |
| VM1630A1 | INTERNAL GLASS PUSHING CAP | 10 | PZ | | | | | | | | | | | | | | | | | | | | | | |
| VM1308B | BIG XEVL FRONT DOOR PUSHING PLATE |  | KVM1308B | BIG XEVL FRONT DOOR PUSHING PLATE KIT | | | | | | | | | | | | | | | | | | | | | |
| VM1630A | INTERNAL GLASS PUSHING CAP |  | KVM1630A | CAP FOR INTERNAL GLASS 10 PCS KIT | <table border="1"> <thead> <tr> <th>Code</th> <th>Description</th> <th>Qty</th> <th>UOM</th> </tr> </thead> <tbody> <tr> <td>VM1224A0</td> <td>65MY 220MM COLOURS SHRINK TUBE</td> <td>0.200</td> <td>M</td> </tr> <tr> <td>VM1630A0</td> <td>INTERNAL GLASS PUSHING CAP</td> <td>10</td> <td>PZ</td> </tr> <tr> <td>VM1630A1</td> <td>INTERNAL GLASS PUSHING CAP</td> <td>10</td> <td>PZ</td> </tr> </tbody> </table> | Code | Description | Qty | UOM | VM1224A0 | 65MY 220MM COLOURS SHRINK TUBE | 0.200 | M | VM1630A0 | INTERNAL GLASS PUSHING CAP | 10 | PZ | VM1630A1 | INTERNAL GLASS PUSHING CAP | 10 | PZ | | | | |
| Code | Description | Qty | UOM | | | | | | | | | | | | | | | | | | | | | | |
| VM1224A0 | 65MY 220MM COLOURS SHRINK TUBE | 0.200 | M | | | | | | | | | | | | | | | | | | | | | | |
| VM1630A0 | INTERNAL GLASS PUSHING CAP | 10 | PZ | | | | | | | | | | | | | | | | | | | | | | |
| VM1630A1 | INTERNAL GLASS PUSHING CAP | 10 | PZ | | | | | | | | | | | | | | | | | | | | | | |
| VM1309B | BIG XEVL FRONT DOOR SLOTTED PUSHING PLAT |  | KVM1309A | BIG-L DOOR PUSHING BRACKET WITH HOLE KIT | <table border="1"> <thead> <tr> <th>Code</th> <th>Description</th> <th>Qty</th> <th>UOM</th> </tr> </thead> <tbody> <tr> <td>VI1220A1</td> <td>4,2X12 TCB SELF-TAPPIN G SCREW</td> <td>1</td> <td>PZ</td> </tr> <tr> <td>VM1224A0</td> <td>65MY 220MM COLOURS SHRINK TUBE</td> <td>0.250</td> <td>M</td> </tr> <tr> <td>VM1309A0</td> <td>BIG DOOR PUSHING BRACKET WITH RING</td> <td>1</td> <td>PZ</td> </tr> <tr> <td>VM1631A0</td> <td>PLUS INNER GLASS PUSHING CAP</td> <td>1</td> <td>PZ</td> </tr> </tbody> </table> | Code | Description | Qty | UOM | VI1220A1 | 4,2X12 TCB SELF-TAPPIN G SCREW | 1 | PZ | VM1224A0 | 65MY 220MM COLOURS SHRINK TUBE | 0.250 | M | VM1309A0 | BIG DOOR PUSHING BRACKET WITH RING | 1 | PZ | VM1631A0 | PLUS INNER GLASS PUSHING CAP | 1 | PZ |
| Code | Description | Qty | UOM | | | | | | | | | | | | | | | | | | | | | | |
| VI1220A1 | 4,2X12 TCB SELF-TAPPIN G SCREW | 1 | PZ | | | | | | | | | | | | | | | | | | | | | | |
| VM1224A0 | 65MY 220MM COLOURS SHRINK TUBE | 0.250 | M | | | | | | | | | | | | | | | | | | | | | | |
| VM1309A0 | BIG DOOR PUSHING BRACKET WITH RING | 1 | PZ | | | | | | | | | | | | | | | | | | | | | | |
| VM1631A0 | PLUS INNER GLASS PUSHING CAP | 1 | PZ | | | | | | | | | | | | | | | | | | | | | | |

| COMPONENT | | | SPARE PART | | | | | | | | | | | | | | | | | | | | | | | | | | |
|-----------|--|---|------------|--|---|------|-------------|-----|-----|----------|--|-------|----|----------|--|-------|----|----------|--------------------------------------|---|----|----------|--|---|----|----------|--|---|----|
| Code | Description | Image | Code | Description | Components list | | | | | | | | | | | | | | | | | | | | | | | | |
| 0D2487B | XEVL-2011 RIGHT OPENING RIGHT SID |  | 0D2487B0 | XEVL-2011 RIGHT OPENING RIGHT SID | | | | | | | | | | | | | | | | | | | | | | | | | |
| VM1750A | BRASS COMB CLAM |  | KVM1750A | COMB TERMINAL BLOCK KIT | <table border="1"> <thead> <tr> <th>Code</th> <th>Description</th> <th>Qty</th> <th>UOM</th> </tr> </thead> <tbody> <tr> <td>VM1224A0</td> <td>65MY 220MM 2 COLOURS SHRINK TUBE</td> <td>0.150</td> <td>M</td> </tr> <tr> <td>VM1750A0</td> <td>BRASS COMB CLAMP</td> <td>1</td> <td>PZ</td> </tr> </tbody> </table> | Code | Description | Qty | UOM | VM1224A0 | 65MY 220MM 2 COLOURS SHRINK TUBE | 0.150 | M | VM1750A0 | BRASS COMB CLAMP | 1 | PZ | | | | | | | | | | | | |
| Code | Description | Qty | UOM | | | | | | | | | | | | | | | | | | | | | | | | | | |
| VM1224A0 | 65MY 220MM 2 COLOURS SHRINK TUBE | 0.150 | M | | | | | | | | | | | | | | | | | | | | | | | | | | |
| VM1750A0 | BRASS COMB CLAMP | 1 | PZ | | | | | | | | | | | | | | | | | | | | | | | | | | |
| VM1505A | WALL PASSING WITH DIAPHRAGM |  | KVM1505A | THROUGH-WALL CONNECTION+DIAP HRAGM KIT | <table border="1"> <thead> <tr> <th>Code</th> <th>Description</th> <th>Qty</th> <th>UOM</th> </tr> </thead> <tbody> <tr> <td>VI1220A1</td> <td>4,2X12 TCB SELF-TAPPIN G SCREW</td> <td>1</td> <td>PZ</td> </tr> <tr> <td>VM1224A0</td> <td>65MY 220MM 2 COLOURS SHRINK TUBE</td> <td>0.200</td> <td>M</td> </tr> <tr> <td>VM1505A0</td> <td>WALL PASSING WITH DIAPHRAGM</td> <td>3</td> <td>PZ</td> </tr> <tr> <td>VM2055A0</td> <td>UPPER WALL PASSING ACCESSORY CABLES</td> <td>1</td> <td>PZ</td> </tr> <tr> <td>VM2056A0</td> <td>LOWER WALL PASSING ACCESSORY CABLES</td> <td>1</td> <td>PZ</td> </tr> </tbody> </table> | Code | Description | Qty | UOM | VI1220A1 | 4,2X12 TCB SELF-TAPPIN G SCREW | 1 | PZ | VM1224A0 | 65MY 220MM 2 COLOURS SHRINK TUBE | 0.200 | M | VM1505A0 | WALL PASSING WITH DIAPHRAGM | 3 | PZ | VM2055A0 | UPPER WALL PASSING ACCESSORY CABLES | 1 | PZ | VM2056A0 | LOWER WALL PASSING ACCESSORY CABLES | 1 | PZ |
| Code | Description | Qty | UOM | | | | | | | | | | | | | | | | | | | | | | | | | | |
| VI1220A1 | 4,2X12 TCB SELF-TAPPIN G SCREW | 1 | PZ | | | | | | | | | | | | | | | | | | | | | | | | | | |
| VM1224A0 | 65MY 220MM 2 COLOURS SHRINK TUBE | 0.200 | M | | | | | | | | | | | | | | | | | | | | | | | | | | |
| VM1505A0 | WALL PASSING WITH DIAPHRAGM | 3 | PZ | | | | | | | | | | | | | | | | | | | | | | | | | | |
| VM2055A0 | UPPER WALL PASSING ACCESSORY CABLES | 1 | PZ | | | | | | | | | | | | | | | | | | | | | | | | | | |
| VM2056A0 | LOWER WALL PASSING ACCESSORY CABLES | 1 | PZ | | | | | | | | | | | | | | | | | | | | | | | | | | |
| VE1628A | REDUCED STRAIN RELIEF PG 48 |  | KVE1628A | CABLE GLAND + PG 48 NUT KIT | | | | | | | | | | | | | | | | | | | | | | | | | |

| COMPONENT | | | SPARE PART | | | | | | | | | | | | | | |
|-----------|--|---|----------------|--|--|------|-------------|-----|-----|----------|--|-------|---|----------|---------------------------------------|---|----|
| Code | Description | Image | Code | Description | Components list | | | | | | | | | | | | |
| VE1629A | STRAIN RELIEF NUT PG 48 |  | VE1629A0 | STRAIN RELIEF NUT PG 48 | | | | | | | | | | | | | |
| VI1111A | ST.STEEL TSIC M6X12 SCREW |  | VI1111A1 | ST.STEEL TSIC M6X12 SCREW | | | | | | | | | | | | | |
| VE1575A | NUT WITH COLLAR FOR WIRE CLAMP M25 |  | OUTOFPRODUCTIO | ITEM OUT OF PRODUCTION | | | | | | | | | | | | | |
| VM2249A | COOKING CHAMBER FRONT CORNER |  | KVM2249A | CHAMBER FRONT PROFILE CORNER KIT | <table border="1"> <thead> <tr> <th>Code</th> <th>Description</th> <th>Qty</th> <th>UOM</th> </tr> </thead> <tbody> <tr> <td>VM1224A0</td> <td>65MY 220MM 2 COLOURS SHRINK TUBE</td> <td>0.150</td> <td>M</td> </tr> <tr> <td>VM2249A0</td> <td>COOKING CHAMBER FRONT CORNER</td> <td>1</td> <td>PZ</td> </tr> </tbody> </table> | Code | Description | Qty | UOM | VM1224A0 | 65MY 220MM 2 COLOURS SHRINK TUBE | 0.150 | M | VM2249A0 | COOKING CHAMBER FRONT CORNER | 1 | PZ |
| Code | Description | Qty | UOM | | | | | | | | | | | | | | |
| VM1224A0 | 65MY 220MM 2 COLOURS SHRINK TUBE | 0.150 | M | | | | | | | | | | | | | | |
| VM2249A0 | COOKING CHAMBER FRONT CORNER | 1 | PZ | | | | | | | | | | | | | | |